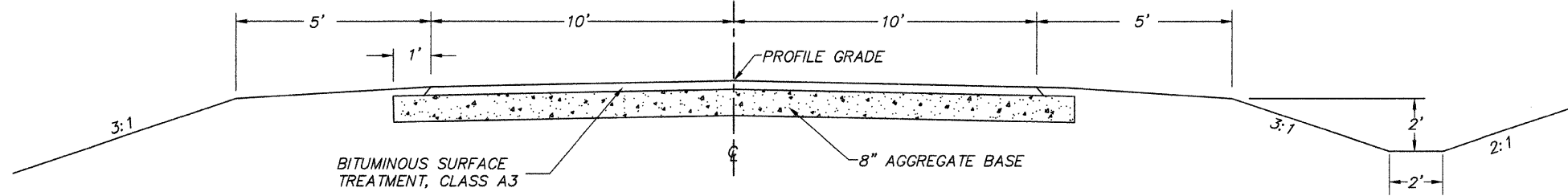


COUNTY	ROUTE	SECTION	TOTAL SHEETS	SHEET NO.
ADAMS	FAS 596	08-00208-00-RS	12	3

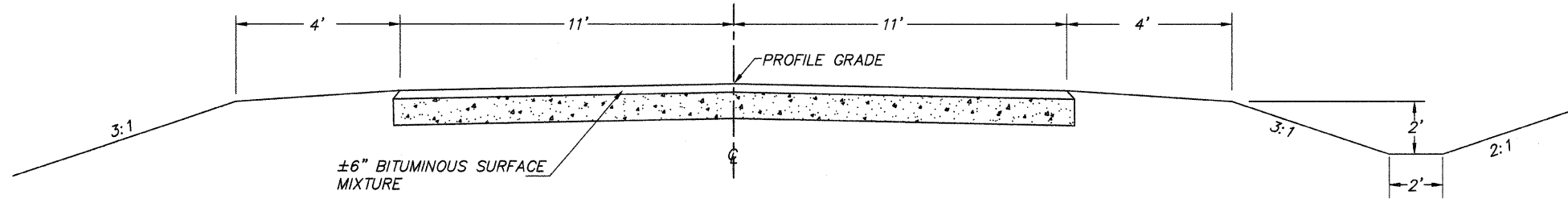
TYPICAL CROSS SECTIONS
PROJECT NO. RS-596(104)

TYPICAL CROSS SECTIONS



EXISTING CROSS SECTION

BUILT AS: SECTION 14 Q
STA. 235+58 TO STA. 451+35.6

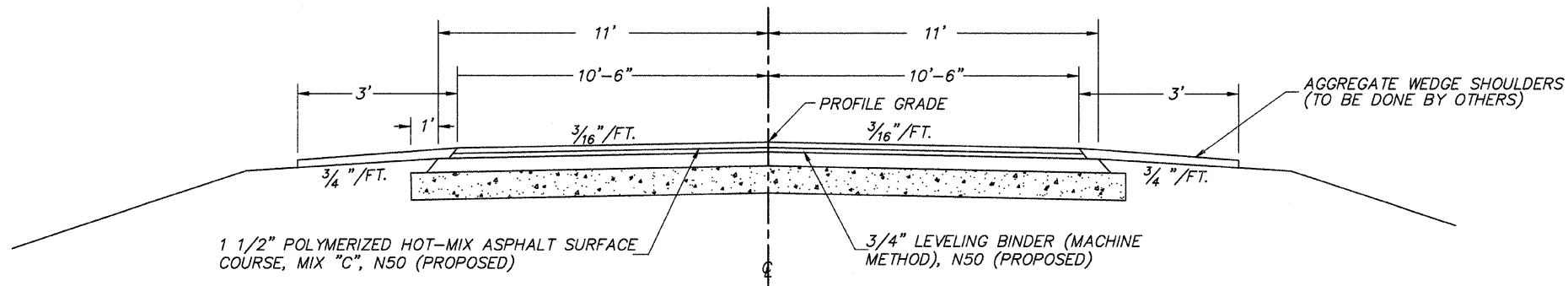


EXISTING CROSS SECTION

BUILT AS: VARIOUS COUNTY MAINT. PROJECTS
STA. 235+58 TO STA. 452+00

HOT-MIX ASPHALT MIXTURE REQUIREMENTS

ITEM	ASPHALT GRADE	AGG. COMPOSITION	VOIDS
POLY. SURFACE	SBS PG 64-28	IL-9.5 or 12.5 MIX C	4.0% @ N50
SURFACE	PG 58-22	IL-9.5 or 12.5 MIX C	4.0% @ N50
LEVELING BINDER	PG 58-22	IL-9.5	4.0% @ N50



PROPOSED CROSS SECTION