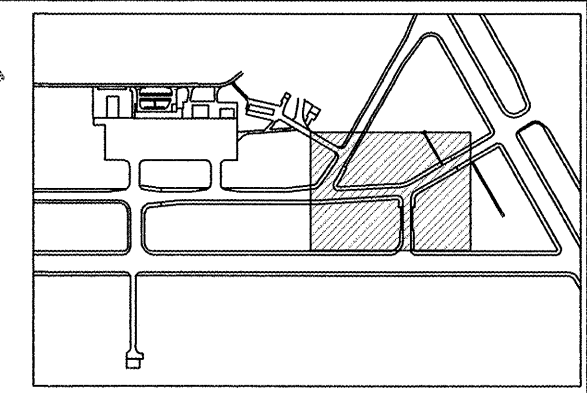
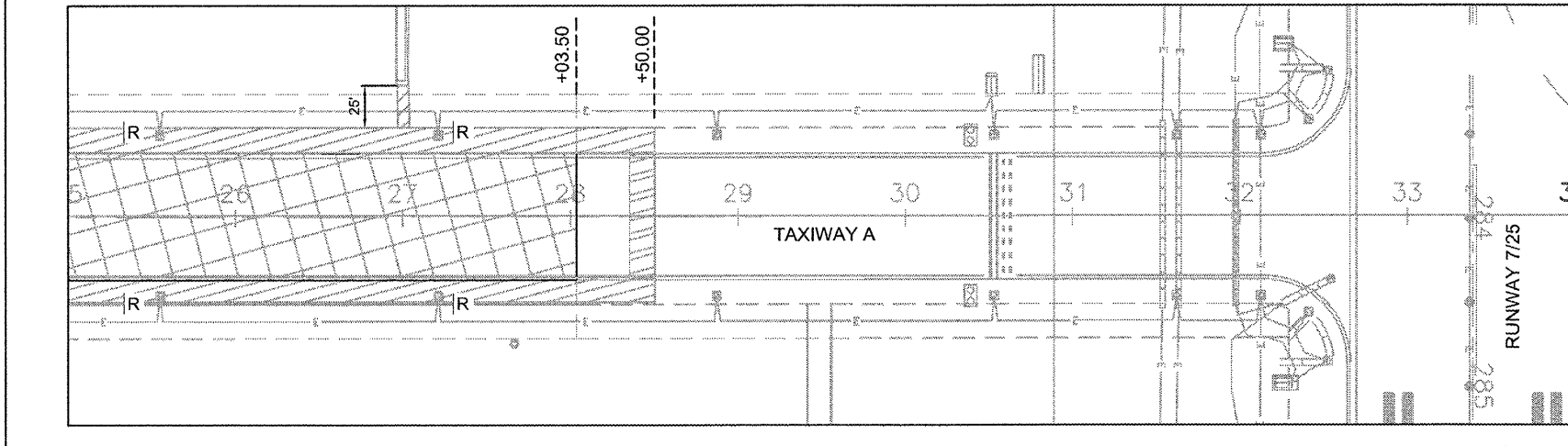
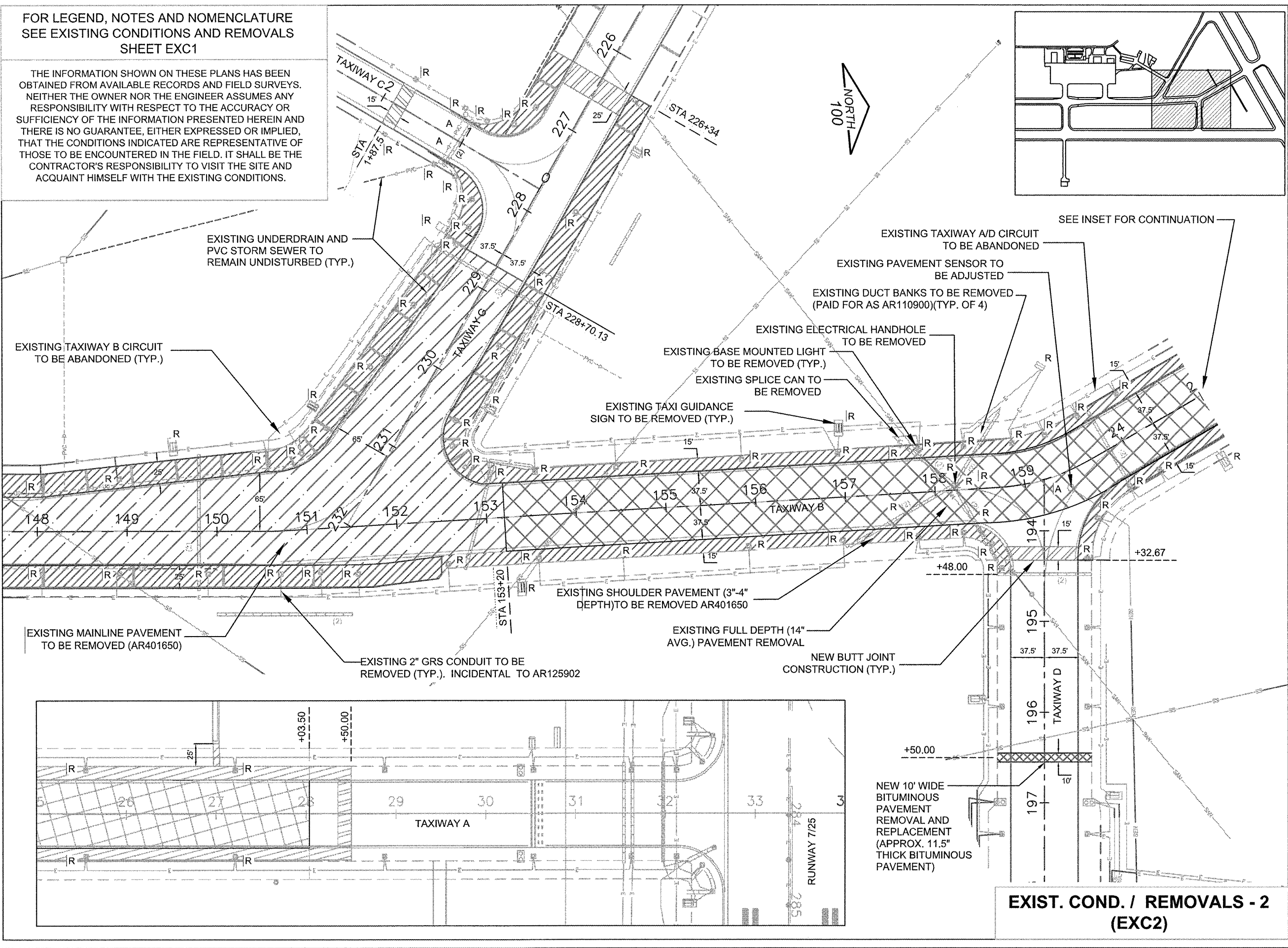


DATE: Monday, May 11, 2009 3:57:53 PM
 FILE: K:\Revisions\092504_Removal_Twy B South_Phase 2.dwg
 UPDATE BY: Jeremy Link
 LAYOUT: 14-EXC2
 IMAGE FILES: 101-rd-log.pdf
 DWG: 092504.dwg
 XREF: 14-EXC1.dwg

FOR LEGEND, NOTES AND NOMENCLATURE
 SEE EXISTING CONDITIONS AND REMOVALS
 SHEET EXC1

THE INFORMATION SHOWN ON THESE PLANS HAS BEEN
 OBTAINED FROM AVAILABLE RECORDS AND FIELD SURVEYS.
 NEITHER THE OWNER NOR THE ENGINEER ASSUMES ANY
 RESPONSIBILITY WITH RESPECT TO THE ACCURACY OR
 SUFFICIENCY OF THE INFORMATION PRESENTED HEREIN AND
 THERE IS NO GUARANTEE, EITHER EXPRESSED OR IMPLIED,
 THAT THE CONDITIONS INDICATED ARE REPRESENTATIVE OF
 THOSE TO BE ENCOUNTERED IN THE FIELD. IT SHALL BE THE
 CONTRACTOR'S RESPONSIBILITY TO VISIT THE SITE AND
 ACQUAINT HIMSELF WITH THE EXISTING CONDITIONS.



RO017
5A



Chicago Rockford
International
Airport

FLYRFD.COM

ROCKFORD, ILLINOIS
GREATER ROCKFORD
AIRPORT AUTHORITY
3-17-0088-XX
RFD-3909

**REHAB. TWY B SOUTH
PHASE 2**

Revisions

Date	Description

0 1
THIS BAR IS EQUAL TO 1"
AT FULL SCALE (17 X 11).

DESIGN BY: CMT-ARR
 DRAWN BY: CMT-ARR
 CHECKED BY: CMT-ARR
 APPROVED BY: CMT-RFD
 DATE: 5/8/2009
 JOB No: 09258-04-00

**EXISTING COND.
AND REMOVALS -
2 (EXC2)**

14

SHEET 14 OF 59 SHEETS

**EXIST. COND. / REMOVALS - 2
(EXC2)**