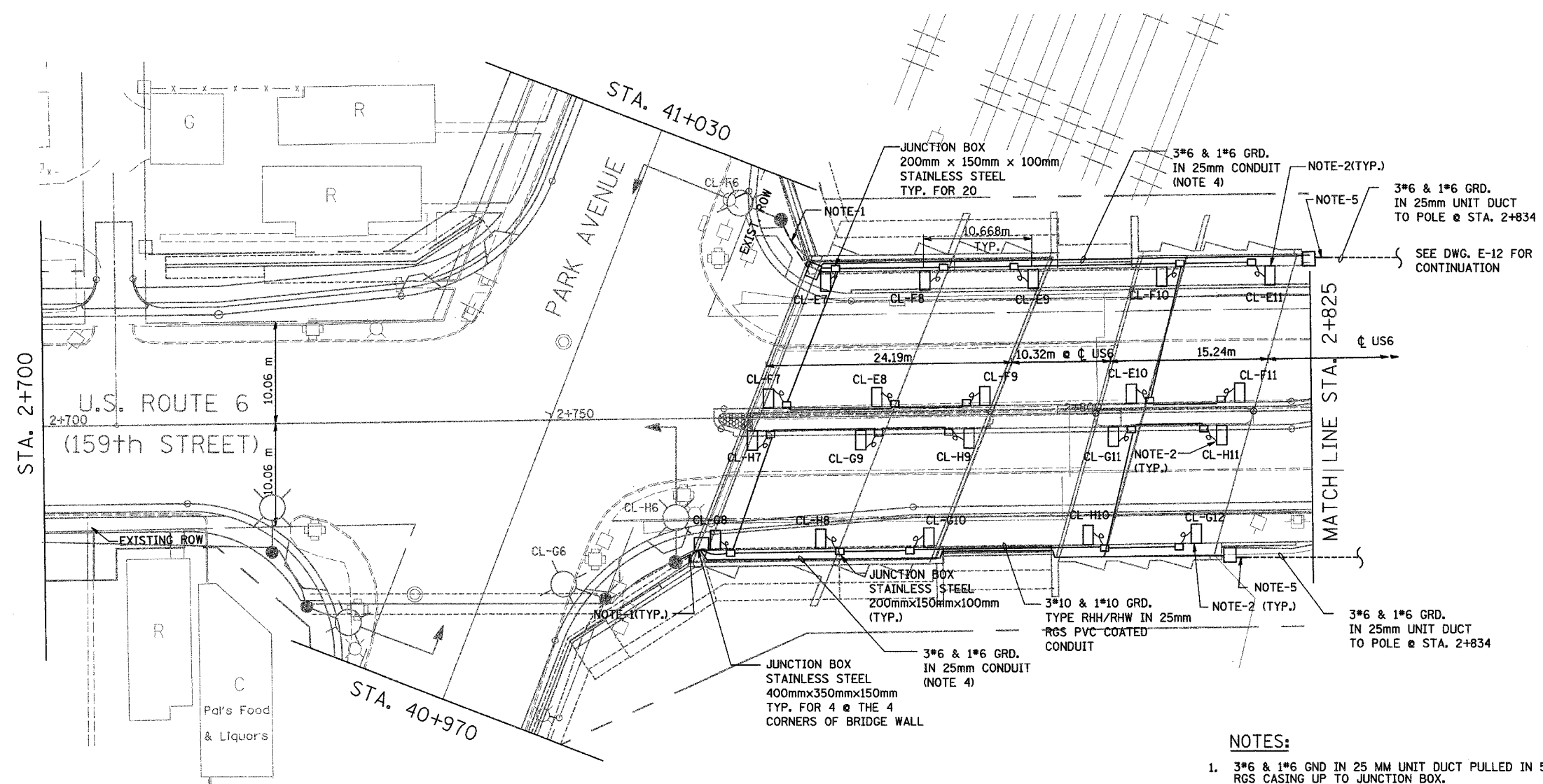
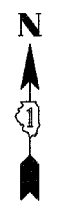







60E10



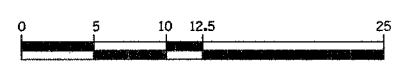
**SYMBOLS & LEGENDS:**

-  UNDER PASS LUMINAIRE 70 WATT, HIGH PRESSURE SODIUM VAPOR
-  JUNCTION BOX STAINLESS STEEL 200mmx150mmx100mm
-  JUNCTION BOX STAINLESS STEEL 400mmx350mmx150mm
-  UNIT DUCT
-  CONDUIT ATTACHED TO STRUCTURE

**NOTES:**

1. 3\*6 & 1\*6 GND IN 25 MM UNIT DUCT PULLED IN 50 MM RGS CASING UP TO JUNCTION BOX.
2. FIXTURES TO BE SURFACE MOUNTED ON ABUTMENT WALL OR CENTER CONCRETE SURFACE AS SHOWN ON DETAIL.
3. ALL EXPOSED CONDUITS TO BE RGS PVC COATED UNLESS NOTED.
4. ROUTE ALL CONDUITS ON ROADSIDE OF ABUTMENT WALL AS HIGH AS POSSIBLE.
5. ROUTE CABLE DUCT IN 50MM RGS PVC COATED CONDUIT ATTACHED TO STRUCTURE FROM JUNCTION BOX. TERMINATE CONDUIT 30" (0.76 M) BELOW GRADE WITH 90 DEGREE ELBOW.

DRAWING No. E-11



REVISIONS	
NAME	DATE
URS corp	2/15/08

ILLINOIS DEPARTMENT OF TRANSPORTATION  
 US RTE 6 FROM I-294 TO IL RTE 1  
 UNDERPASS LIGHTING PLAN  
 SHEET 1 OF 2

SCALE AS NOTED  
 DATE 12/12/07

DRAWN BY S.S./W.S.  
 CHECKED BY C.K./H.S.