STATE OF ILLINOIS
DEPARTMENT OF TRANSPORTATION

ROUTE NO.	SECTION	COUNTY	TOTAL SHEETS	SHEET NO.
F.A.P. 351	2008-001VB	COOK	579	367
FED. ROAD DIST. NO. 7	ILLINOIS	FED. AID PROJECT-		

SHEET NO. 19
37 SHEETS

CONTRACT NO. 60E10

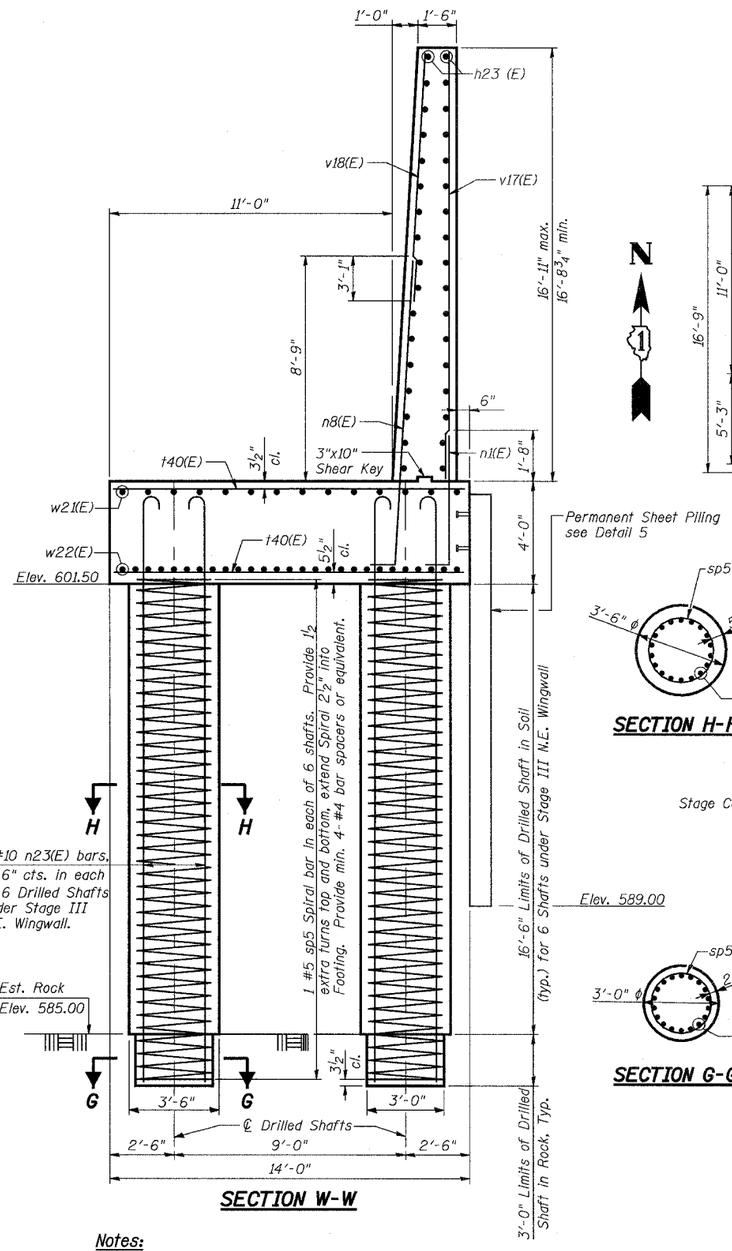

SECTION W-W

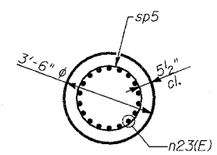

SECTION H-H

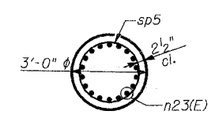

SECTION G-G

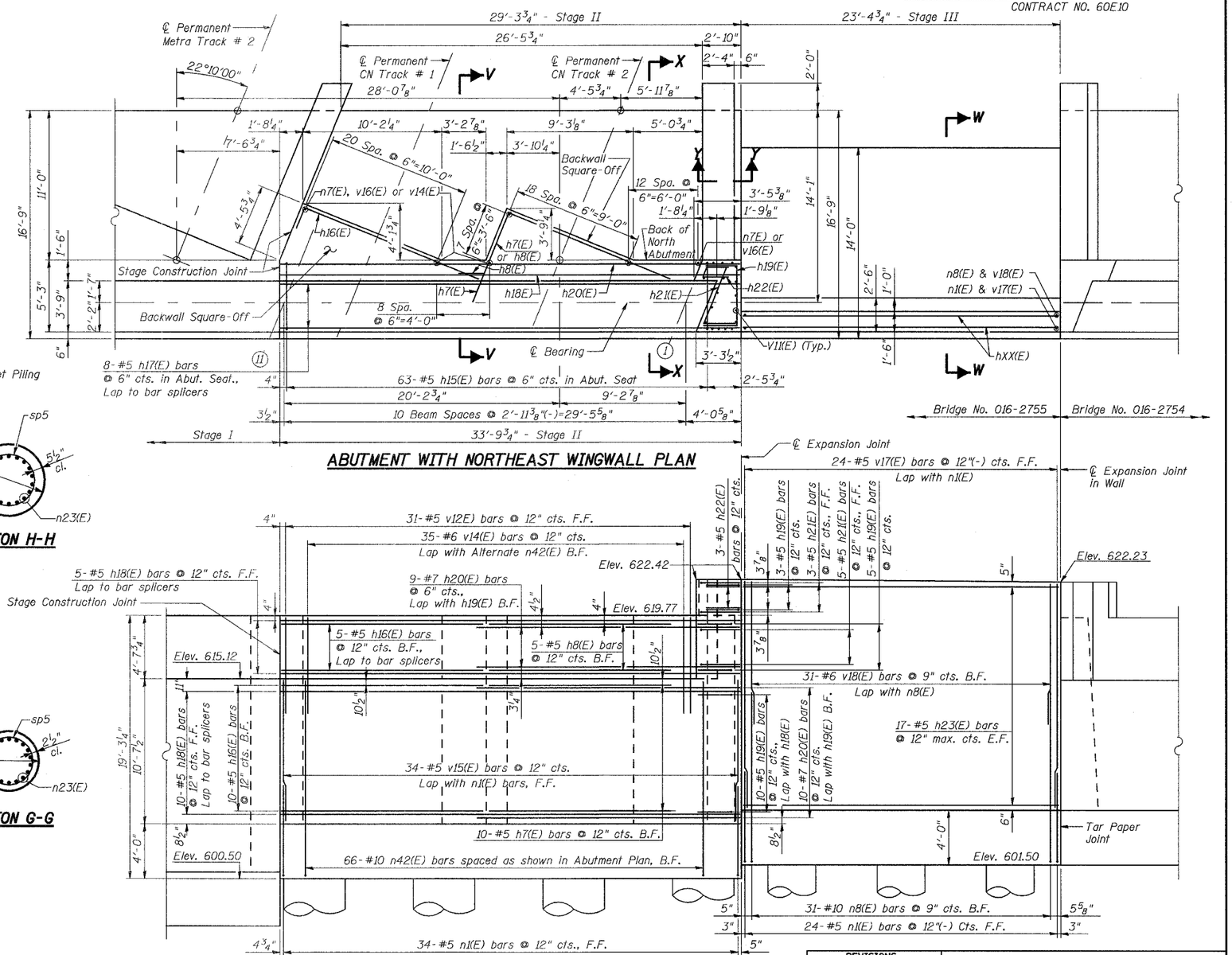

ABUTMENT WITH NORTHEAST WINGWALL PLAN

ABUTMENT WITH NORTHEAST WINGWALL ELEVATION

Notes:

1. For Section V-V and limits of Permanent Sheet Piling see Sheet No. 20 of 37.
2. For Sections X-X & Y-Y See Sheet No. 21 of 37.
3. For Detail 5, see Sheet No. 18 of 37.
4. For additional reinforcement required in each Backwall Square Off, see Abutment Backwall Square Off Plan on Sheet No. 26 of 37.
5. ① Denotes Beam Number.
6. For 1¼" deep recess in backwall adjacent to Maskwall, see Section E-E on Sheet No. 8 of 37.
7. For Plates and Angles required for deck joints in backwall, see Section P-P on Sheet No. 7 of 37.
8. Cost of pipe sleeve in closure wall is included with Concrete Structures.

DESIGNED	DRS
CHECKED	JJG
DRAWN	SOI
CHECKED	JJG

URS
100 South Wacker Drive, Suite 500
Chicago, IL 60606
(312) 939-1000

REVISIONS	
NAME	DATE

ILLINOIS DEPARTMENT OF TRANSPORTATION
US RTE 6 FROM I-294 TO IL RTE 1

NORTH ABUTMENT & DETAILS STAGES II & III

METRA & CN BRIDGE 20.6
OVER U.S. RTE. 6 (159TH STREET)

STATION 91+24.94 STRUCTURE NO. 016-2755
SCALE: DATE: 2/21/2008

d:\17049_069\structures\2755_w_r_final design drwgs\19-n-abut-stages 1&11.dgn 5/6/2008 4:33:52 PM