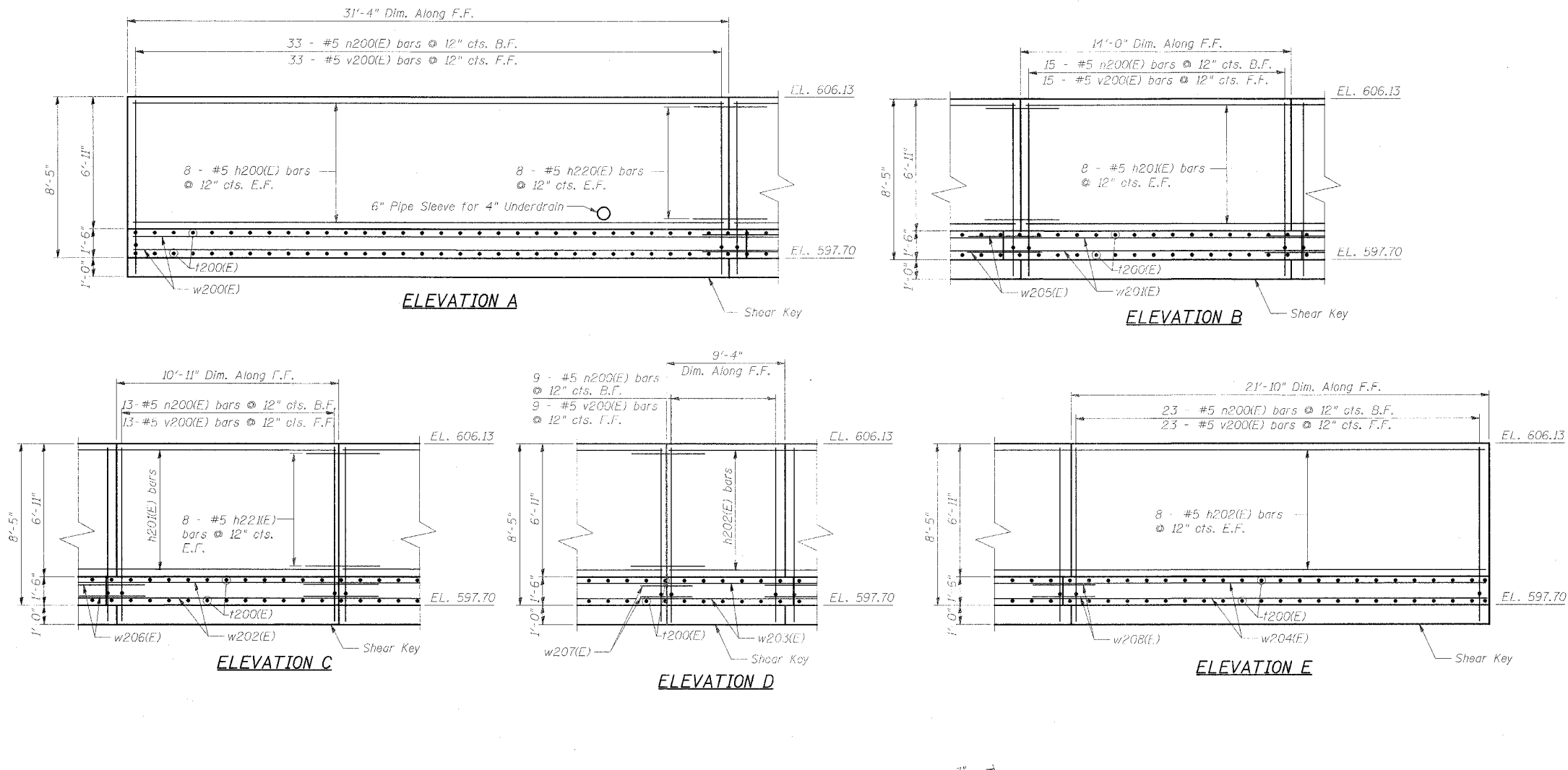
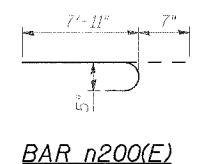
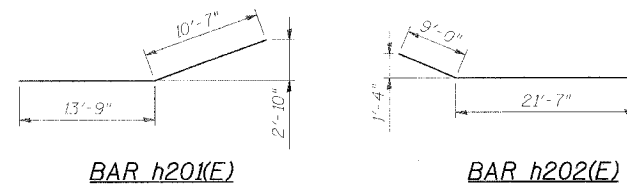


F.A.P. RTE.	SECTION	COUNTY	TOTAL SHEETS	SHEET NO.
351	2008-001VB	COOK	579	493
STA.		TO STA.		
FED. ROAD DIST. NO.		ILLINOIS FED. AID PROJECT		
CONTRACT NO. 60E10				



**BILL OF MATERIAL**

Bar	No.	Size	Length	Shape
h200(E)	16	#5	31'-0"	—
h200(E)	16	#5	24'-4"	—
h202(E)	16	#5	30'-7"	—
h220(E)	16	#5	4'-6"	—
h220(E)	16	#5	4'-6"	—
n200(E)	93	#5	8'-6"	—
1200(E)	200	#5	6'-8"	—
v200(E)	93	#5	9'-0"	—
w200(E)	16	#5	32'-0"	—
w200(E)	16	#5	15'-3"	—
w202(E)	16	#5	11'-10"	—
w203(E)	16	#5	10'-1"	—
w204(E)	16	#5	21'-11"	—
w205(E)	8	#5	4'-6"	—
w206(E)	8	#5	4'-6"	—
w207(E)	8	#5	4'-6"	—
w208(E)	8	#5	4'-6"	—
w220(E)	1	#5	31'-2"	—
w220(E)	1	#5	13'-11"	—
w222(E)	1	#5	10'-6"	—
w223(E)	1	#5	9'-1"	—
w224(E)	1	#5	21'-7"	—
Structure Excavation		Cu Yd	336.2	
Concrete Structures		Cu Yd	59.7	
Reinforcement Bars, Epoxy Coated		Pound	6440	
Pipe Underdrain for Structures 4"		Foot	141	
Porous Granular Embankment, Special		Cu Yd	28	
Geocomposite Wall Drain		Sq Yd	56	



Bar	A
h220(E)	12"
h220(E)	7"
w205(E)	12"
w206(E)	8"
w207(E)	7"
w208(E)	6"

BARS h220(E), h221(E) & w205(E) through w208(E)

**LEGEND:**  
 F.F. = Front Face  
 B.F. = Back Face  
 E.F. = Each Face  
 T&B = Top and Bottom

- NOTES:**
1. Work this Sheet with Sheets R1 & R2.
  2. See Sheets R1 & R2 for Plan and Sections.
  3. Reinforcement bars designated (E) shall be epoxy coated.
  4. Concrete clear cover shall be 2" minimum unless noted otherwise.
  5. All edges shall have standard 3/4" chamfers except as noted.
  6. Min. Lap for Bar #5 = 2'-2".

REVISIONS	
NAME	DATE

ILLINOIS DEPARTMENT OF TRANSPORTATION  
 US RTE 6 FROM LEXINGTON AVE TO FISK AVE  
 WEST AVENUE RETAINING WALL  
 ELEVATIONS & BILL OF MATERIALS  
 DATE 02/21/08  
 DRAWN BY MAD  
 CHECKED BY JPB