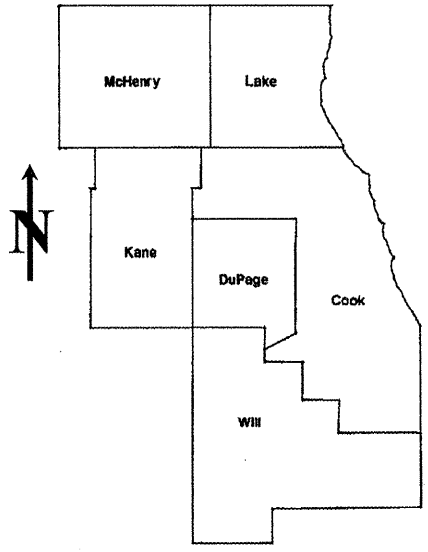


| ROUTE   | SECTION     | COUNTY | TOTAL SHEETS | SHEET NUMBER |
|---------|-------------|--------|--------------|--------------|
| VARIOUS | 2008-009 PP | LAKE   | 35           | 1            |

**STATE OF ILLINOIS**  
**DEPARTMENT OF TRANSPORTATION**  
**DIVISION OF HIGHWAYS**  
**DISTRICT ONE**  
**PROPOSED HIGHWAY PLANS**

**CONTRACT NO. 60E35**  
 D-91-360-08



LOCATION OF IMPROVEMENT INDICATED THUS:

VARIOUS ROUTES  
 SECTION: 2008-009 PP  
 VARIOUS LOCATIONS IN EAST LAKE COUNTY  
 PAVEMENT PATCHING  
 LAKE COUNTY  
 C-91-360-08

FOR INDEX OF SHEETS SEE SHEET 2

**STATE OF ILLINOIS**  
**DEPARTMENT OF TRANSPORTATION**  
**DIVISION OF HIGHWAYS**  
 SUBMITTED: MAY 22, 2008  
*Diana M. O'Keefe*   
 DEPUTY DIRECTOR OF HIGHWAYS, REGION ENGINEER  
May 9, 2008  
*Eric E. Hain*   
 INTERIM ENGINEER OF DESIGN AND ENVIRONMENT  
May 9, 2008  
*Christine M. Reed*   
 DIRECTOR, DIVISION OF HIGHWAYS

**PRINTED BY THE AUTHORITY**  
**OF THE STATE OF ILLINOIS**

**J.U.L.I.E.: JOINT UTILITY LOCATION**  
**INFORMATION FOR EXCAVATION**  
**(312) 744-7000**

**CONTRACT NO. 60E35**

DISTRICT ONE -- DESIGN -- PLAN PREPARATION ENGINEER:  
 KEN ENG / (847) 705-4247

INDEX OF SHEETS

| <u>SHEET NO.</u> | <u>DESCRIPTION</u>   |
|------------------|--|
| 1                | TITLE SHEET  |
| 2                | INDEX OF SHEETS, STATE STANDARDS AND GENERAL NOTES                             |
| 3                | SUMMARY OF QUANTITIES  |
| 4                | GENERAL LOCATION MAP   |
| 5                | SUMMARY OF PATCHING SCHEDULE   |
| 6-29             | PATCHING SCHEDULE  |
| 30               | SPECIAL DETAIL FOR PAVEMENT PATCHING FOR HMA SURFACED PAVEMENT                 |
| 31               | TYPICAL APPLICATIONS: RAISED REFLECTIVE PAVEMENT MARKERS (SNOW-PLOW RESISTANT) |
| 32               | DISTRICT ONE TYPICAL PAVEMENT MARKINGS   |
| 33               | TRAFFIC CONTROL AND PROTECTION OF TURN BAYS (TO REMAIN OPEN TO TRAFFIC)        |
| 34               | ARTERIAL ROAD INFORMATION SIGN   |
| 35               | TRAFFIC CONTROL AND PROTECTION FOR SIDE ROADS, INTERSECTIONS AND DRIVEWAYS     |

STATE STANDARDS

| <u>STANDARD NO.</u> | <u>DESCRIPTION</u>   |
|---------------------|--|
| 000001-05           | TYPICAL SYMBOLS, ABBREVIATIONS AND PATTERNS                        |
| 442201-03           | CLASS C AND D PATCHES  |
| 701201-02           | LANE CLOSURE, 2L, 2W, DAY ONLY                                     |
| 701301-02           | LANE CLOSURE, 2L, 2W, SHORT TIME OPERATIONS                        |
| 701306-01           | LANE CLOSURE, 2L, 2W, SLOW MOVING OPERATIONS - DAY ONLY            |
| 701336-04           | LANE CLOSURE, 2L, 2W, WORK AREAS IN SERIES                         |
| 701501-04           | URBAN LANE CLOSURE, 2L, 2W, UNDIVIDED                              |
| 701601-05           | URBAN LANE CLOSURE, MULTILANE, 1W OR 2W WITH NONTRAVERSABLE MEDIAN |
| 701606-05           | URBAN LANE CLOSURE, MULTILANE, 2W WITH MOUNTABLE MEDIAN            |
| 701701-05           | URBAN LANE CLOSURE, MULTILANE INTERSECTION                         |
| 701901              | TRAFFIC CONTROL DEVICES  |

GENERAL NOTES

BEFORE STARTING ANY EXCAVATION, THE CONTRACTOR SHALL CALL "JULIE" AT (800) 892-0123 OR 811 FOR FIELD LOCATIONS OF BURIED ELECTRIC, TELEPHONE AND GAS FACILITIES. (48 HOUR NOTIFICATION REQUIRED)

THE CONTRACTOR WILL NOT BE ALLOWED TO SET UP A YARD OR FIELD OFFICE ON STATE (OR TOLLWAY) PROPERTY WITHOUT WRITTEN PERMISSION FROM THE DEPARTMENT (OR ISTHA)

WHEN ARTIFICIAL LIGHTING IS UTILIZED IN NIGHT OPERATIONS, THE CONTRACTOR SHALL EXERCISE THE UTMOST PRECAUTIONS IN PREVENTING ADVERSE VISIBILITY TO THE MOTORING PUBLIC AND ADJOINING RESIDENTIAL AREAS.

ANY PAVEMENT MARKINGS AND RAISED REFLECTIVE PAVEMENT MARKERS OBLITERATED BY MILLING AND RESURFACING OPERATIONS ON SIDE STREETS AND ENTRANCES SHALL BE REPLACED AND PAID FOR IN KIND.

BEFORE BEGINNING ANY WORK, THE CONTRACTOR SHALL RETAIN AND RECORD FOR FUTURE REFERENCE, ALL EXISTING PAVEMENT MARKING LINES (AND RAISED REFLECTIVE PAVEMENT MARKERS) IN ORDER THAT THESE LOCATIONS CAN BE RE-ESTABLISHED FOR STRIPING. EXACT LOCATIONS OF ALL PAVEMENT MARKINGS SHALL BE AS DIRECTED BY THE ENGINEER.

ALL PAVEMENT PATCHING LOCATIONS WILL BE DETERMINED IN THE FIELD BY THE ENGINEER.

THE CONTRACTOR SHALL CONTACT THE DISTRICT ONE TRAFFIC CONTROL SUPERVISOR AT (847) 705-4470 A MINIMUM OF 72 HOURS IN ADVANCE OF BEGINNING WORK.

THE ENGINEER SHALL CONTACT MS. DEBBIE HANLON, AREA TRAFFIC FIELD ENGINEER AT (815) 438-2300 MINIMUM OF TWO (2) WEEKS PRIOR TO PLACEMENT OF PERMANENT PAVEMENT MARKINGS.

DOUBLE LANE MARKERS ARE TO BE USED AS SHOWN ON THE DISTRICT ONE DETAIL "TYPICAL APPLICATIONS - RAISED REFLECTIVE PAVEMENT MARKERS (SNOW-PLOW RESISTANT)" SHOWN IN THE PLANS.

THE EXISTING ROADWAY TYPICAL SECTION IS ASSUMED TO HAVE A 3 INCH HOT-MIX ASPHALT OVERLAY ON TOP OF A TEN INCH CONCRETE BASE.

THE COST OF TRAFFIC CONTROL AND PROTECTION FOR THE PROJECT SHALL BE INCLUDED IN THE COST OF THE ASSOCIATED ROAD WORK.

HOT-MIX ASPHALT MIXTURE REQUIREMENTS

| MIXTURE TYPE   | AC TYPE    | AIR VOIDS (%) |
|--|------------|---------------|
| CLASS D PATCHES, (HMA BINDER IL-19.0 MM)   | PG 64-22 * | 4% @ 70 GYR   |
| HOT-MIX ASPHALT REPLACEMENT OVER PATCHES, (HMA BINDER IL-19.0 MM)                          | PG 64-22 * | 4% @ 70 GYR   |
| TOP 1 1/2 INCH OF REPLACEMENT OVER PATCHES: [HMA SURFACE COURSE, MIX "D", N70 (IL 9.5 MM)] | PG 64-22   | 4% @ 70 GYR   |

THE UNIT WEIGHT USED TO CALCULATE ALL HOT-MIX ASPHALT SURFACE MIXTURE QUANTITIES IS 112 LBS/SY/IN.

\* WHEN RAP EXCEEDS 20%, THE NEW ASPHALT BINDER IN THE MIX SHALL BE PG 58-22

|   |                        |            |  |   |   |   |                        |                |                    |                |  |  |
|---|------------------------|------------|--|---|---|---|------------------------|----------------|--------------------|----------------|--|--|
| FILE NAME =<br>c:\projects\136008\design_aa.dgn | USER NAME = wilgreendp | DESIGNED - | REVISED -  | <b>STATE OF ILLINOIS<br/>DEPARTMENT OF TRANSPORTATION</b> | <b>INDEX OF SHEETS, STATE STANDARDS AND GENERAL NOTES</b> | F.A.P. RTE. VAR.                                    | SECTION<br>2008-009 PP | COUNTY<br>LAKE | TOTAL SHEETS<br>35 | SHEET NO.<br>2 |  |  |
| PLOT SCALE = 100.0000' / IN.                    | CHECKED -              | REVISED -  | SCALE:      SHEET NO.    OF    SHEETS    STA.                    TO STA. |   |   | FED. ROAD DIST. NO. 1   ILLINOIS   FED. AID PROJECT |                        |                |                    |                |  |  |
| PLOT DATE = 5/21/2008                           | DATE -                 | REVISED -  | <b>CONTRACT NO. 60E35</b>  |   |   |   |                        |                |                    |                |  |  |
|   |                        |            |  |   |   |   |                        |                |                    |                |  |  |

|                       |             |          |                 |           |
|-----------------------|-------------|----------|-----------------|-----------|
| F.A.P. RTE.           | SECTION     | COUNTY   | TOTAL SHEETS    | SHEET NO. |
| VAR.                  | 2008-009 PP | LAKE     | 35              | 3         |
| FED. ROAD DIST. NO. 1 |             | ILLINOIS | HIGHWAY PROJECT |           |
| CONTRACT NO. 60E35    |             |          |                 |           |

| SUMMARY OF QUANTITIES |   |        | TOTAL QUANTITIES | CONSTRUCTION TYPE CODE |  |  |  |  |
|-----------------------|---|--------|------------------|------------------------|--|--|--|--|
| CODE NO               | ITEM                                      | UNIT   |                  | URBAN                  |  |  |  |  |
| 40601005              | HOT-MIX ASPHALT REPLACEMENT OVER PATCHES  | TON    | 1728             | 1728                   |  |  |  |  |
| 44002212              | HOT-MIX ASPHALT REMOVAL OVER PATCHES, 3"  | SO YD  | 10283            | 10283                  |  |  |  |  |
| 44201765              | CLASS D PATCHES, TYPE II, 10 INCH         | SO YD  | 7064             | 7064                   |  |  |  |  |
| 44201769              | CLASS D PATCHES, TYPE III, 10 INCH        | SO YD  | 1632             | 1632                   |  |  |  |  |
| 44201771              | CLASS D PATCHES, TYPE IV, 10 INCH         | SO YD  | 1587             | 1587                   |  |  |  |  |
| 67000400              | ENGINEER'S FIELD OFFICE, TYPE A           | CAL MO | 3                | 3                      |  |  |  |  |
| 67100100              | MOBILIZATION                              | L SUM  | 1                | 1                      |  |  |  |  |
| * 78000200            | THERMOPLASTIC PAVEMENT MARKING - LINE 4"  | FOOT   | 16600            | 16600                  |  |  |  |  |
| * 78100100            | RAISED REFLECTIVE PAVEMENT MARKER         | EACH   | 104              | 104                    |  |  |  |  |
| 78300200              | RAISED REFLECTIVE PAVEMENT MARKER REMOVAL | EACH   | 104              | 104                    |  |  |  |  |
| X0322256              | TEMPORARY INFORMATION SIGNING             | SO FT  | 669              | 669                    |  |  |  |  |

| SUMMARY OF QUANTITIES |      |      | TOTAL QUANTITIES | CONSTRUCTION TYPE CODE |  |  |  |  |
|-----------------------|------|------|------------------|------------------------|--|--|--|--|
| CODE NO               | ITEM | UNIT |                  |                        |  |  |  |  |
|                       |      |      |                  |                        |  |  |  |  |
|                       |      |      |                  |                        |  |  |  |  |
|                       |      |      |                  |                        |  |  |  |  |
|                       |      |      |                  |                        |  |  |  |  |
|                       |      |      |                  |                        |  |  |  |  |
|                       |      |      |                  |                        |  |  |  |  |
|                       |      |      |                  |                        |  |  |  |  |
|                       |      |      |                  |                        |  |  |  |  |

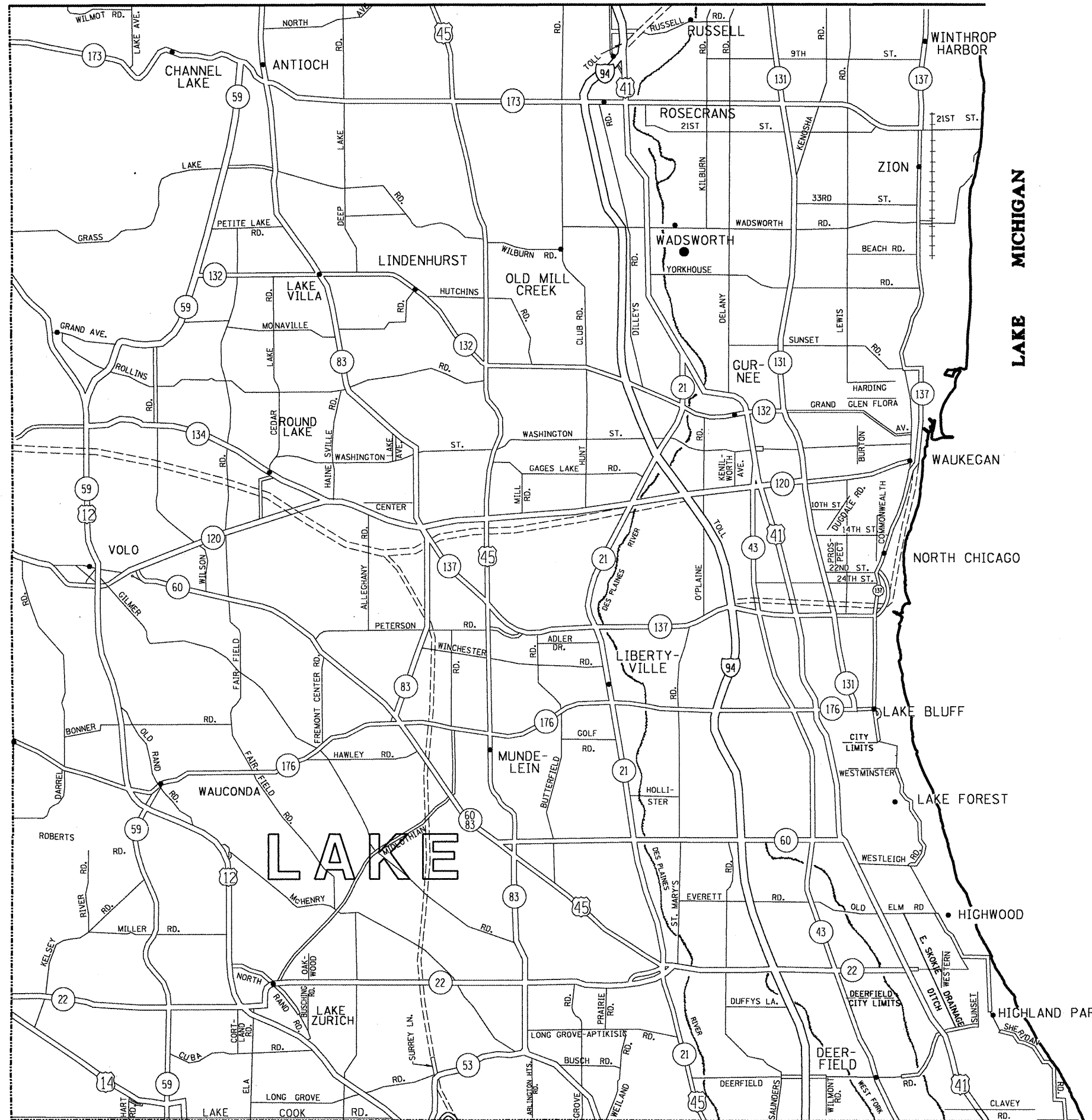
\* SPECIALTY ITEM

| REVISIONS |      |
|-----------|------|
| NAME      | DATE |
|           |      |
|           |      |
|           |      |

ILLINOIS DEPARTMENT OF TRANSPORTATION  
SUMMARY OF QUANTITIES

PLOT DATE: 5/21/2008

5/21/2008 3:04:29 PM User=wilgreendp



**STATE OF ILLINOIS  
DEPARTMENT OF TRANSPORTATION**

**GENERAL LOCATION MAP - LAKE COUNTY**

SCALE: SHEET NO. OF SHEETS STA. TO STA.

|   |             |        |              |           |
|---|-------------|--------|--------------|-----------|
| F.A. RTE.   | SECTION     | COUNTY | TOTAL SHEETS | SHEET NO. |
| VAR.  | 2008-009 PP | LAKE   | 35           | 4         |
| CONTRACT NO. 60E35                                |             |        |              |           |
| FED. ROAD DIST. NO. 1 (ILLINOIS) FED. AID PROJECT |             |        |              |           |

|                                  |                        |            |           |
|----------------------------------|------------------------|------------|-----------|
| FILE NAME =                      | USER NAME = wilgreendp | DESIGNED - | REVISED - |
| o:\projects\136008\design_aa.dgn |                        | DRAWN -    | REVISED - |
|                                  |                        | CHECKED -  | REVISED - |
|                                  |                        | DATE -     | REVISED - |
|                                  |                        |            |           |



| <b>EAST LAKE COUNTY ROUTE SEGMENT</b>                                  | <b>CLASS D<br/>PATCH<br/>TYPE II<br/>(SY)</b> | <b>CLASS D<br/>PATCH<br/>TYPE III<br/>(SY)</b> | <b>CLASS D<br/>PATCH<br/>TYPE IV<br/>(SY)</b> | <b>HMA REM<br/>OVER<br/>PATCHES<br/>(SY)</b> | <b>HMA REPL<br/>OVER<br/>PATCHES<br/>(TONS)</b> |
|--|---|--|---|--|---|
| US 41(Washington St. to S/O IL 132)                                    | 315   | 212  | 120   | 647  | 109   |
| IL 21 (Lake Cook Rd to IL 60)  | 1181  | 545  | 178   | 1904   | 320   |
| IL. RTE 137 (IL. 83 TO IL RTE 21)                                      | 1577  | 0  | 0   | 1577   | 265   |
| IL Rte 137 (Wadsworth Rd to 33rd St)                                   | 290   | 0  | 0   | 290  | 49  |
| IL Rte 43 (Talbot Ave to Albrecht Dr)                                  | 239   | 0  | 105   | 344  | 58  |
| IL Rte 22 (Rte 43 to Westminster Way)                                  | 508   | 132  | 27  | 667  | 112   |
| IL 22  | 240   | 192  | 344   | 776  | 130   |
| IL Rte 132 (US Rte 45 to I-94 Tollway)                                 | 939   | 289  | 679   | 1907   | 320   |
| RTE 131 (GREENBAY ROAD): From RTE 137 to RTE 120                       | 616   | 0  | 0   | 616  | 103   |
| IL Rte 176 (St. mary's Road to IL 21)                                  | 245   | 0  | 27  | 272  | 46  |
| Old Skokie Hwy (Wisc.State Line to I94 Tollway Ramp)                   | 421   | 53   | 107   | 581  | 98  |
| 22ND STREET (MARTIN LUTHER KING DRIVE)                                 | 342   | 172  | 0   | 514  | 86  |
| SHERIDAN ROAD: From Amstutz Expressway to 22ND STREET IN North Chicago | 151   | 37   | 0   | 188  | 32  |
| <b>SUMMARY TOTALS:</b>   | <b>7064</b>                                   | <b>1632</b>                                    | <b>1587</b>                                   | <b>10283</b>                                 | <b>1728</b>                                     |
|  | <b>SY</b>                                     | <b>SY</b>                                      | <b>SY</b>                                     | <b>SY</b>                                    | <b>TONS</b>                                     |

ROUTE: US 41(Washington St. to S/O IL 132)

| CROSS STREETS |        | DIRECTION<br>(EB/WB)<br>(NB/SB) | LANE<br>NO.<br>(1, 2, 3) | PAVEMENT<br>PATCH<br>WIDTH | PAVEMENT<br>PATCH<br>LENGTH | REPAIR<br>AREA<br>(SQ FT) | REPAIR<br>AREA<br>(SQ YD) | CLASS D<br>PATCH<br>TYPE II | CLASS D<br>PATCH<br>TYPE III | CLASS D<br>PATCH<br>TYPE IV |    |  |
|---------------|--------|---------------------------------|--------------------------|----------------------------|-----------------------------|---------------------------|---------------------------|-----------------------------|------------------------------|-----------------------------|----|--|
| FROM          | TO     |                                 |                          |                            |                             |                           |                           |                             |                              |                             |    |  |
| Washington    | IL 132 | NB                              | 1                        | 12                         | 30                          | 360                       | 40                        |                             |                              | 40                          |    |  |
|               |        | NB                              | 2                        | 12                         | 30                          | 360                       | 40                        |                             |                              | 40                          |    |  |
|               |        | NB                              | 1                        | 6                          | 12                          | 72                        | 8                         | 8                           |                              |                             |    |  |
|               |        | NB                              | 2                        | 6                          | 12                          | 72                        | 8                         | 8                           |                              |                             |    |  |
|               |        | NB                              | 1                        | 12                         | 4                           | 48                        | 5                         | 5                           |                              |                             |    |  |
|               |        | NB                              | 2                        | 12                         | 4                           | 48                        | 5                         | 5                           |                              |                             |    |  |
|               |        | NB                              | 1                        | 6                          | 12                          | 72                        | 8                         | 8                           |                              |                             |    |  |
|               |        | NB                              | 2                        | 4                          | 12                          | 48                        | 5                         | 5                           |                              |                             |    |  |
|               |        | NB                              | 1                        | 4                          | 12                          | 48                        | 5                         | 5                           |                              |                             |    |  |
|               |        | NB                              | 1                        | 4                          | 12                          | 48                        | 5                         | 5                           |                              |                             |    |  |
|               |        | NB                              | 1                        | 4                          | 12                          | 48                        | 5                         | 5                           |                              |                             |    |  |
|               |        | NB                              | 1                        | 8                          | 12                          | 96                        | 11                        | 11                          |                              |                             |    |  |
|               |        | NB                              | 1                        | 8                          | 12                          | 96                        | 11                        | 11                          |                              |                             |    |  |
|               |        | NB                              | 2                        | 8                          | 12                          | 96                        | 11                        | 11                          |                              |                             |    |  |
|               |        | NB                              | 2                        | 8                          | 12                          | 96                        | 11                        | 11                          |                              |                             |    |  |
|               |        | NB                              | 1                        | 4                          | 12                          | 48                        | 5                         | 5                           |                              |                             |    |  |
|               |        | NB                              | 2                        | 6                          | 12                          | 72                        | 8                         | 8                           |                              |                             |    |  |
|               |        | NB                              | 2                        | 4                          | 30                          | 120                       | 13                        | 13                          |                              |                             |    |  |
|               |        | NB                              | 2                        | 12                         | 6                           | 72                        | 8                         | 8                           |                              |                             |    |  |
|               |        | NB                              | 2                        | 12                         | 6                           | 72                        | 8                         | 8                           |                              |                             |    |  |
|               |        | NB                              | 1                        | 12                         | 12                          | 144                       | 16                        | 16                          |                              | 16                          |    |  |
|               |        | NB                              | 2                        | 12                         | 12                          | 144                       | 16                        | 16                          |                              | 16                          |    |  |
|               |        | NB                              | 1                        | 12                         | 12                          | 144                       | 16                        | 16                          |                              | 16                          |    |  |
|               |        | NB                              | 2                        | 12                         | 12                          | 144                       | 16                        | 16                          |                              | 16                          |    |  |
|               |        | NB                              | 2                        | 12                         | 12                          | 144                       | 16                        | 16                          |                              |                             |    |  |
|               |        | NB                              | 2                        | 12                         | 4                           | 48                        | 5                         | 5                           | 5                            |                             |    |  |
|               |        | NB                              | 2                        | 12                         | 4                           | 48                        | 5                         | 5                           | 5                            |                             |    |  |
|               |        |                                 |                          | SB                         | 2                           | 12                        | 4                         | 48                          | 5                            | 5                           |    |  |
|               |        |                                 |                          | SB                         | 2                           | 12                        | 4                         | 48                          | 5                            | 5                           |    |  |
|               |        |                                 |                          |                            |                             |                           |                           |                             |                              |                             |    |  |
|               |        |                                 |                          | SB                         | 2                           | 12                        | 4                         | 48                          | 5                            | 5                           |    |  |
|               |        |                                 |                          | SB                         | 2                           | 12                        | 4                         | 48                          | 5                            | 5                           |    |  |
|               |        |                                 |                          | SB                         | 1                           | 12                        | 12                        | 144                         | 16                           | 16                          | 16 |  |
|               |        |                                 |                          | SB                         | 1                           | 12                        | 6                         | 72                          | 8                            | 8                           |    |  |
|               |        |                                 |                          | SB                         | 2                           | 12                        | 4                         | 48                          | 5                            | 5                           |    |  |
|               |        |                                 |                          | SB                         | 2                           | 12                        | 12                        | 144                         | 16                           | 16                          | 16 |  |
|               |        | SB                              | 2                        | 12                         | 6                           | 72                        | 8                         | 8                           |                              |                             |    |  |
|               |        | SB                              | 2                        | 12                         | 4                           | 48                        | 5                         | 5                           |                              |                             |    |  |
|               |        | SB                              | 2                        | 6                          | 30                          | 180                       | 20                        |                             | 20                           |                             |    |  |
|               |        | SB                              | 2                        | 12                         | 4                           | 48                        | 5                         | 5                           |                              |                             |    |  |
|               |        | SB                              | 2                        | 12                         | 4                           | 48                        | 5                         | 5                           |                              |                             |    |  |
|               |        | SB                              | 2                        | 12                         | 12                          | 144                       | 16                        | 16                          | 16                           |                             |    |  |
|               |        | SB                              | Ramp                     | 12                         | 30                          | 360                       | 40                        | 40                          |                              | 40                          |    |  |
|               |        | SB                              | 1                        | 12                         | 4                           | 48                        | 5                         | 5                           |                              |                             |    |  |
|               |        | SB                              | 1                        | 12                         | 4                           | 48                        | 5                         | 5                           |                              |                             |    |  |
|               |        | SB                              | 2                        | 12                         | 4                           | 48                        | 5                         | 5                           |                              |                             |    |  |
|               |        | SB                              | 2                        | 12                         | 4                           | 48                        | 5                         | 5                           |                              |                             |    |  |
|               |        | SB                              | 1                        | 12                         | 8                           | 96                        | 11                        | 11                          |                              |                             |    |  |
|               |        | SB                              | 1                        | 12                         | 8                           | 96                        | 11                        | 11                          |                              |                             |    |  |
|               |        | SB                              | 2                        | 12                         | 8                           | 96                        | 11                        | 11                          |                              |                             |    |  |
|               |        | SB                              | 2                        | 12                         | 8                           | 96                        | 11                        | 11                          |                              |                             |    |  |
|               |        | SB                              | 1                        | 12                         | 12                          | 144                       | 16                        | 16                          | 16                           |                             |    |  |
|               |        | SB                              | 1                        | 12                         | 12                          | 144                       | 16                        | 16                          | 16                           |                             |    |  |
|               |        | SB                              | 2                        | 12                         | 12                          | 144                       | 16                        | 16                          | 16                           |                             |    |  |
|               |        | SB                              | 2                        | 12                         | 12                          | 144                       | 16                        | 16                          | 16                           |                             |    |  |

TOTALS

315 SY      212 SY      120 SY

FILE NAME = e:\projects\136008\design\_aa.dgn  
 USER NAME = wilgreendp  
 PLOT SCALE = 100.0000' / IN.  
 PLOT DATE = 5/21/2008

DESIGNED -  
 DRAWN -  
 CHECKED -  
 DATE -

REVISED -  
 REVISED -  
 REVISED -  
 REVISED -

**STATE OF ILLINOIS  
 DEPARTMENT OF TRANSPORTATION**

**PATCHING SCHEDULE  
 US 41**

SCALE: SHEET NO. OF SHEETS STA. TO STA.

|   |             |        |                    |           |
|---|-------------|--------|--------------------|-----------|
| F.A.P. RTE.                                       | SECTION     | COUNTY | TOTAL SHEETS       | SHEET NO. |
| VAR.  | 2008-009 PP | LAKE   | 35                 | 6         |
| FED. ROAD DIST. NO. 1   ILLINOIS FED. AID PROJECT |             |        | CONTRACT NO. 60E35 |           |

ROUTE: IL 21 (Lake Cook Rd to IL 60)

| CROSS STREETS |                      | DIRECTION<br>(EB/WB)<br>(NB/SB) | LANE<br>NO.<br>(1, 2, 3) | PAVEMENT<br>PATCH<br>WIDTH | PAVEMENT<br>PATCH<br>LENGTH | REPAIR<br>AREA<br>(SQ FT) | REPAIR<br>AREA<br>(SQ YD) | CLASS D<br>PATCH<br>TYPE II | CLASS D<br>PATCH<br>TYPE III | CLASS D<br>PATCH<br>TYPE IV |
|---------------|----------------------|---------------------------------|--------------------------|----------------------------|-----------------------------|---------------------------|---------------------------|-----------------------------|------------------------------|-----------------------------|
| FROM          | TO                   |                                 |                          |                            |                             |                           |                           |                             |                              |                             |
| IL 60         | Executive Dr         | SB                              | 1                        | 12                         | 4                           | 48                        | 5                         | 5                           |                              |                             |
|               |                      | SB                              | 1                        | 12                         | 12                          | 144                       | 16                        |                             | 16                           |                             |
|               |                      | SB                              | 1                        | 12                         | 12                          | 144                       | 16                        |                             | 16                           |                             |
|               |                      | SB                              | 1                        | 12                         | 12                          | 144                       | 16                        |                             | 16                           |                             |
|               |                      | SB                              | 1                        | 12                         | 12                          | 144                       | 16                        |                             | 16                           |                             |
|               |                      | SB                              | 1                        | 12                         | 12                          | 144                       | 16                        |                             | 16                           |                             |
|               |                      | SB                              | 1                        | 12                         | 10                          | 120                       | 13                        | 13                          |                              |                             |
|               |                      | SB                              | 1                        | 12                         | 12                          | 144                       | 16                        |                             | 16                           |                             |
| Executive Dr  | CDW Way              | SB                              | 1                        | 12                         | 4                           | 48                        | 5                         | 5                           |                              |                             |
|               |                      | SB                              | 1                        | 12                         | 6                           | 72                        | 8                         | 8                           |                              |                             |
|               |                      | SB                              | LT TN                    | 12                         | 6                           | 72                        | 8                         | 8                           |                              |                             |
| CDW Way       | Corporate Woods Pkwy | SB                              | LT TN                    | 12                         | 4                           | 48                        | 5                         | 5                           |                              |                             |
|               |                      | SB                              | 3                        | 12                         | 4                           | 48                        | 5                         | 5                           |                              |                             |
|               |                      | SB                              | 3                        | 12                         | 4                           | 48                        | 5                         | 5                           |                              |                             |
|               |                      | SB                              | 1                        | 12                         | 4                           | 48                        | 5                         | 5                           |                              |                             |
|               |                      | SB                              | 1                        | 12                         | 4                           | 48                        | 5                         | 5                           |                              |                             |
|               |                      | SB                              | 1                        | 12                         | 4                           | 48                        | 5                         | 5                           |                              |                             |
|               |                      | SB                              | 2                        | 12                         | 6                           | 72                        | 8                         | 8                           |                              |                             |
|               |                      | SB                              | 1                        | 12                         | 4                           | 48                        | 5                         | 5                           |                              |                             |
|               |                      | SB                              | 2                        | 12                         | 4                           | 48                        | 5                         | 5                           |                              |                             |
|               |                      | SB                              | 2                        | 12                         | 4                           | 48                        | 5                         | 5                           |                              |                             |
|               |                      | SB                              | 2                        | 12                         | 4                           | 48                        | 5                         | 5                           |                              |                             |
|               |                      | SB                              | 1                        | 12                         | 6                           | 72                        | 8                         | 8                           |                              |                             |
|               |                      | SB                              | 1                        | 12                         | 12                          | 144                       | 16                        |                             | 16                           |                             |
|               |                      | SB                              | 1                        | 12                         | 6                           | 72                        | 8                         | 8                           |                              |                             |
|               |                      | SB                              | 1                        | 12                         | 4                           | 48                        | 5                         | 5                           |                              |                             |
|               |                      | SB                              | 3                        | 12                         | 4                           | 48                        | 5                         | 5                           |                              |                             |
|               |                      | SB                              | 3                        | 12                         | 4                           | 48                        | 5                         | 5                           |                              |                             |
|               |                      | SB                              | 3                        | 12                         | 4                           | 48                        | 5                         | 5                           |                              |                             |
|               |                      | SB                              | 2                        | 12                         | 6                           | 72                        | 8                         | 8                           |                              |                             |
|               |                      | SB                              | 1                        | 12                         | 4                           | 48                        | 5                         | 5                           |                              |                             |
|               |                      | SB                              | 3                        | 12                         | 4                           | 48                        | 5                         | 5                           |                              |                             |
|               |                      | SB                              | 3                        | 12                         | 4                           | 48                        | 5                         | 5                           |                              |                             |
|               |                      | SB                              | 2                        | 12                         | 20                          | 240                       | 27                        |                             |                              | 27                          |
|               |                      | SB                              | 1                        | 12                         | 4                           | 48                        | 5                         | 5                           |                              |                             |
|               |                      | SB                              | 2                        | 12                         | 6                           | 72                        | 8                         | 8                           |                              |                             |
|               |                      | SB                              | 2                        | 12                         | 6                           | 72                        | 8                         | 8                           |                              |                             |
|               |                      | SB                              | 2                        | 12                         | 4                           | 48                        | 5                         | 5                           |                              |                             |
| SB            | 3                    | 12                              | 4                        | 48                         | 5                           | 5                         |                           |                             |                              |                             |
| SB            | 1                    | 12                              | 6                        | 72                         | 8                           | 8                         |                           |                             |                              |                             |
| SB            | 2                    | 12                              | 4                        | 48                         | 5                           | 5                         |                           |                             |                              |                             |
| SB            | 2                    | 6                               | 75                       | 450                        | 50                          |                           |                           | 50                          |                              |                             |
| SB            | 3                    | 12                              | 4                        | 48                         | 5                           | 5                         |                           |                             |                              |                             |
| SB            | 2                    | 6                               | 30                       | 180                        | 20                          |                           | 20                        |                             |                              |                             |
| SB            | 3                    | 12                              | 4                        | 48                         | 5                           | 5                         |                           |                             |                              |                             |
| SB            | 1                    | 12                              | 4                        | 48                         | 5                           | 5                         |                           |                             |                              |                             |
| SB            | 1                    | 6                               | 12                       | 72                         | 8                           | 8                         |                           |                             |                              |                             |
| SB            | 2                    | 6                               | 15                       | 90                         | 10                          | 10                        |                           |                             |                              |                             |
| SB            | 3                    | 12                              | 4                        | 48                         | 5                           | 5                         |                           |                             |                              |                             |
| SB            | 2                    | 12                              | 4                        | 48                         | 5                           | 5                         |                           |                             |                              |                             |
| SB            | 1                    | 12                              | 4                        | 48                         | 5                           | 5                         |                           |                             |                              |                             |
| SB            | 1                    | 12                              | 4                        | 48                         | 5                           | 5                         |                           |                             |                              |                             |
| SB            | 2                    | 12                              | 4                        | 48                         | 5                           | 5                         |                           |                             |                              |                             |
| SB            | 1                    | 12                              | 12                       | 144                        | 16                          |                           | 16                        |                             |                              |                             |
| SB            | 2                    | 12                              | 4                        | 48                         | 5                           | 5                         |                           |                             |                              |                             |
| SB            | 1                    | 12                              | 12                       | 144                        | 16                          |                           | 16                        |                             |                              |                             |
| SB            | 2                    | 12                              | 10                       | 120                        | 13                          | 13                        |                           |                             |                              |                             |
| SB            | 1                    | 12                              | 4                        | 48                         | 5                           | 5                         |                           |                             |                              |                             |
| SB            | 1                    | 12                              | 6                        | 72                         | 8                           | 8                         |                           |                             |                              |                             |
| SB            | 2                    | 12                              | 4                        | 48                         | 5                           | 5                         |                           |                             |                              |                             |
| SB            | 1                    | 12                              | 4                        | 48                         | 5                           | 5                         |                           |                             |                              |                             |
| SB            | 1                    | 12                              | 4                        | 48                         | 5                           | 5                         |                           |                             |                              |                             |

CONTINUED ON THE NEXT SHEET

|   |                        |            |           |   |   |           |    |        |                        |                        |                    |                       |                   |
|---|------------------------|------------|-----------|---|---|-----------|----|--------|------------------------|------------------------|--------------------|-----------------------|-------------------|
| FILE NAME =<br>c:\projects\136008\design_aa.dgn | USER NAME = wilgreendp | DESIGNED - | REVISED - | <b>STATE OF ILLINOIS<br/>DEPARTMENT OF TRANSPORTATION</b> | <b>PATCHING SCHEDULE<br/>IL 21</b>                |           |    |        | F.A.P.<br>RTE.<br>VAR. | SECTION<br>2008-009 PP | COUNTY<br>LAKE     | TOTAL<br>SHEETS<br>35 | SHEET<br>NO.<br>7 |
| PLOT SCALE = 100.0000' / IN.                    | CHECKED -              | REVISED -  | REVISED - |   | SCALE:  | SHEET NO. | OF | SHEETS | STA.                   | TO STA.                | CONTRACT NO. 60E35 |                       |                   |
| PLOT DATE = 5/21/2008                           | DATE -                 | REVISED -  | REVISED - |   | FED. ROAD DIST. NO. 1   ILLINOIS FED. AID PROJECT |           |    |        |                        |                        |                    |                       |                   |
| ...   |                        |            |           |   |   |           |    |        |                        |                        |                    |                       |                   |

ROUTE: IL 21 (Lake Cook Rd to IL 60)

| CROSS STREETS        |                 | DIRECTION<br>(EB/WB)<br>(NB/SB) | LANE<br>NO.<br>(1, 2, 3) | PAVEMENT<br>PATCH<br>WIDTH | PAVEMENT<br>PATCH<br>LENGTH | REPAIR<br>AREA<br>(SQ FT) | REPAIR<br>AREA<br>(SQ YD) | CLASS D<br>PATCH<br>TYPE II | CLASS D<br>PATCH<br>TYPE III | CLASS D<br>PATCH<br>TYPE IV |
|----------------------|-----------------|---------------------------------|--------------------------|----------------------------|-----------------------------|---------------------------|---------------------------|-----------------------------|------------------------------|-----------------------------|
| FROM                 | TO              |                                 |                          |                            |                             |                           |                           |                             |                              |                             |
|                      |                 | SB                              | 2                        | 12                         | 4                           | 48                        | 5                         | 5                           |                              |                             |
|                      |                 | SB                              | 3                        | 12                         | 4                           | 48                        | 5                         | 5                           |                              |                             |
|                      |                 | SB                              | 3                        | 12                         | 4                           | 48                        | 5                         | 5                           |                              |                             |
|                      |                 | SB                              | 2                        | 12                         | 4                           | 48                        | 5                         | 5                           |                              |                             |
|                      |                 | SB                              | 1                        | 12                         | 4                           | 48                        | 5                         | 5                           |                              |                             |
|                      |                 | SB                              | 2                        | 12                         | 4                           | 48                        | 5                         | 5                           |                              |                             |
|                      |                 | SB                              | 1                        | 12                         | 4                           | 48                        | 5                         | 5                           |                              |                             |
|                      |                 | SB                              | 2                        | 12                         | 6                           | 72                        | 8                         | 8                           |                              |                             |
| Corporate Woods Pkwy | Woodlands Pkwy  | SB                              | 1                        | 12                         | 6                           | 72                        | 8                         | 8                           |                              |                             |
|                      |                 | SB                              | 2                        | 12                         | 4                           | 48                        | 5                         | 5                           |                              |                             |
|                      |                 | SB                              | 1                        | 12                         | 6                           | 72                        | 8                         | 8                           |                              |                             |
|                      |                 | SB                              | 2                        | 12                         | 4                           | 48                        | 5                         | 5                           |                              |                             |
|                      |                 | SB                              | 1                        | 12                         | 4                           | 48                        | 5                         | 5                           |                              |                             |
|                      |                 | SB                              | 1                        | 12                         | 12                          | 144                       | 16                        |                             | 16                           |                             |
| Woodlands Pkwy       | US 45           | SB                              | 1                        | 12                         | 4                           | 48                        | 5                         | 5                           |                              |                             |
|                      |                 | SB                              | 2                        | 12                         | 10                          | 120                       | 13                        | 13                          |                              |                             |
|                      |                 | SB                              | 1                        | 12                         | 12                          | 144                       | 16                        |                             | 16                           |                             |
|                      |                 | SB                              | 1                        | 12                         | 6                           | 72                        | 8                         | 8                           |                              |                             |
|                      |                 | SB                              | 1                        | 12                         | 4                           | 48                        | 5                         | 5                           |                              |                             |
|                      |                 | SB                              | 1                        | 12                         | 12                          | 144                       | 16                        |                             | 16                           |                             |
|                      |                 | SB                              | 2                        | 12                         | 12                          | 144                       | 16                        |                             | 16                           |                             |
|                      |                 | SB                              | 2                        | 12                         | 4                           | 48                        | 5                         | 5                           |                              |                             |
|                      |                 | SB                              | 2                        | 12                         | 4                           | 48                        | 5                         | 5                           |                              |                             |
|                      |                 | SB                              | 2                        | 12                         | 4                           | 48                        | 5                         | 5                           |                              |                             |
|                      |                 | SB                              | 2                        | 12                         | 4                           | 48                        | 5                         | 5                           |                              |                             |
|                      |                 | SB                              | 1                        | 12                         | 4                           | 48                        | 5                         | 5                           |                              |                             |
| US 45                | IL 22           | SB                              | 2                        | 12                         | 6                           | 72                        | 8                         | 8                           |                              |                             |
|                      |                 | SB                              | 2                        | 12                         | 4                           | 48                        | 5                         | 5                           |                              |                             |
|                      |                 | SB                              | 2                        | 12                         | 4                           | 48                        | 5                         | 5                           |                              |                             |
|                      |                 | SB                              | 2                        | 12                         | 4                           | 48                        | 5                         | 5                           |                              |                             |
|                      |                 | SB                              | 2                        | 12                         | 6                           | 72                        | 8                         | 8                           |                              |                             |
|                      |                 | SB                              | 2                        | 12                         | 6                           | 72                        | 8                         | 8                           |                              |                             |
|                      |                 | SB                              | 2                        | 12                         | 4                           | 48                        | 5                         | 5                           |                              |                             |
|                      |                 | SB                              | 2                        | 12                         | 10                          | 120                       | 13                        | 13                          |                              |                             |
|                      |                 | SB                              | 2                        | 12                         | 12                          | 144                       | 16                        |                             | 16                           |                             |
|                      |                 | SB                              | 1                        | 12                         | 4                           | 48                        | 5                         | 5                           |                              |                             |
|                      |                 | SB                              | 1                        | 12                         | 4                           | 48                        | 5                         | 5                           |                              |                             |
|                      |                 | SB                              | 1                        | 12                         | 4                           | 48                        | 5                         | 5                           |                              |                             |
|                      |                 | SB                              | 2                        | 12                         | 6                           | 72                        | 8                         | 8                           |                              |                             |
|                      |                 | SB                              | 1                        | 12                         | 12                          | 144                       | 16                        |                             | 16                           |                             |
|                      |                 | SB                              | 1                        | 12                         | 12                          | 144                       | 16                        |                             | 16                           |                             |
|                      |                 | SB                              | 2                        | 12                         | 12                          | 144                       | 16                        |                             | 16                           |                             |
| IL 22                | Marriott Drive  | SB                              | 1                        | 12                         | 4                           | 48                        | 5                         | 5                           |                              |                             |
|                      |                 | SB                              | 2                        | 12                         | 4                           | 48                        | 5                         | 5                           |                              |                             |
|                      |                 | SB                              | 2                        | 12                         | 4                           | 48                        | 5                         | 5                           |                              |                             |
|                      |                 | SB                              | 2                        | 12                         | 10                          | 120                       | 13                        | 13                          |                              |                             |
| Marriott Drive       | Aptakistic Road | SB                              | 2                        | 12                         | 4                           | 48                        | 5                         | 5                           |                              |                             |
|                      |                 | SB                              | 2                        | 12                         | 4                           | 48                        | 5                         | 5                           |                              |                             |
|                      |                 | SB                              | 2                        | 12                         | 6                           | 72                        | 8                         | 8                           |                              |                             |
|                      |                 | SB                              | 2                        | 12                         | 4                           | 48                        | 5                         | 5                           |                              |                             |
|                      |                 | SB                              | 2                        | 12                         | 4                           | 48                        | 5                         | 5                           |                              |                             |
|                      |                 | SB                              | 2                        | 12                         | 10                          | 120                       | 13                        | 13                          |                              |                             |
|                      |                 | SB                              | 1                        | 12                         | 4                           | 48                        | 5                         | 5                           |                              |                             |
|                      |                 | SB                              | 1                        | 12                         | 4                           | 48                        | 5                         | 5                           |                              |                             |
|                      |                 | SB                              | 1                        | 12                         | 4                           | 48                        | 5                         | 5                           |                              |                             |

CONTINUED ON THE NEXT SHEET

...projects\136008\design\_aa.dgn 5/21/2008 11:01:39 AM User=wilgreendp

ROUTE: IL 21 (Lake Cook Rd to IL 60)

| CROSS STREETS   |                   | DIRECTION<br>(EB/WB)<br>(NB/SB) | LANE<br>NO.<br>(1, 2, 3) | PAVEMENT<br>PATCH<br>WIDTH | PAVEMENT<br>PATCH<br>LENGTH | REPAIR<br>AREA<br>(SQ FT) | REPAIR<br>AREA<br>(SQ YD) | CLASS D<br>PATCH<br>TYPE II | CLASS D<br>PATCH<br>TYPE III | CLASS D<br>PATCH<br>TYPE IV |    |
|-----------------|-------------------|---------------------------------|--------------------------|----------------------------|-----------------------------|---------------------------|---------------------------|-----------------------------|------------------------------|-----------------------------|----|
| FROM            | TO                |                                 |                          |                            |                             |                           |                           |                             |                              |                             |    |
| Aptakistic Road | Deerfield Parkway | SB                              | 2                        | 12                         | 20                          | 240                       | 27                        |                             |                              | 27                          |    |
|                 |                   | SB                              | 2                        | 12                         | 8                           | 96                        | 11                        | 11                          |                              |                             |    |
|                 |                   | SB                              | 2                        | 12                         | 8                           | 96                        | 11                        | 11                          |                              |                             |    |
|                 |                   | SB                              | 2                        | 12                         | 4                           | 48                        | 5                         | 5                           |                              |                             |    |
|                 |                   | SB                              | 2                        | 12                         | 4                           | 48                        | 5                         | 5                           |                              |                             |    |
|                 |                   | SB                              | 2                        | 12                         | 12                          | 144                       | 16                        |                             | 16                           |                             |    |
|                 |                   | SB                              | 2                        | 12                         | 4                           | 48                        | 5                         | 5                           |                              |                             |    |
|                 |                   | SB                              | 2                        | 12                         | 4                           | 48                        | 5                         | 5                           |                              |                             |    |
|                 |                   | SB                              | 2                        | 12                         | 4                           | 48                        | 5                         | 5                           |                              |                             |    |
|                 |                   | SB                              | 2                        | 12                         | 10                          | 120                       | 13                        | 13                          |                              |                             |    |
|                 |                   | SB                              | 2                        | 12                         | 6                           | 72                        | 8                         | 8                           |                              |                             |    |
|                 |                   | SB                              | 1                        | 12                         | 12                          | 144                       | 16                        |                             |                              | 16                          |    |
|                 |                   | SB                              | 1                        | 12                         | 15                          | 180                       | 20                        |                             |                              |                             | 20 |
|                 |                   | Deerfield Parkway               | Lake Cook Road           | SB                         | 2                           | 12                        | 12                        | 144                         | 16                           |                             | 16 |
| SB              | 2                 |                                 |                          | 12                         | 12                          | 144                       | 16                        |                             | 16                           |                             |    |
| SB              | 2                 |                                 |                          | 12                         | 4                           | 48                        | 5                         | 5                           |                              |                             |    |
| SB              | 2                 |                                 |                          | 12                         | 8                           | 96                        | 11                        | 11                          |                              |                             |    |
| SB              | 2                 |                                 |                          | 12                         | 4                           | 48                        | 5                         | 5                           |                              |                             |    |
| Lake Cook Road  | Deerfield Parkway | NB                              | 2                        | 12                         | 4                           | 48                        | 5                         | 5                           |                              |                             |    |
|                 |                   | NB                              | 2                        | 12                         | 4                           | 48                        | 5                         | 5                           |                              |                             |    |
|                 |                   | NB                              | 2                        | 12                         | 6                           | 72                        | 8                         | 8                           |                              |                             |    |
|                 |                   | NB                              | 2                        | 12                         | 6                           | 72                        | 8                         | 8                           |                              |                             |    |
|                 |                   | NB                              | 2                        | 12                         | 4                           | 48                        | 5                         | 5                           |                              |                             |    |
|                 |                   | NB                              | 2                        | 12                         | 4                           | 48                        | 5                         | 5                           |                              |                             |    |
| Deerfield Pkwy  | Aptakistic        | NB                              | 2                        | 12                         | 6                           | 72                        | 8                         | 8                           |                              |                             |    |
|                 |                   | NB                              | 2                        | 12                         | 6                           | 72                        | 8                         | 8                           |                              |                             |    |
|                 |                   | NB                              | 2                        | 12                         | 4                           | 48                        | 5                         | 5                           |                              |                             |    |
|                 |                   | NB                              | 2                        | 12                         | 4                           | 48                        | 5                         | 5                           |                              |                             |    |
|                 |                   | NB                              | 1                        | 12                         | 4                           | 48                        | 5                         | 5                           |                              |                             |    |
|                 |                   | NB                              | 2                        | 12                         | 4                           | 48                        | 5                         | 5                           |                              |                             |    |
| Aptakistic      | IL 22             | NB                              | 2                        | 12                         | 20                          | 240                       | 27                        | 27                          |                              | 27                          |    |
|                 |                   | NB                              | 1                        | 12                         | 4                           | 48                        | 5                         | 5                           |                              |                             |    |
|                 |                   | NB                              | 1                        | 12                         | 4                           | 48                        | 5                         | 5                           |                              |                             |    |
|                 |                   | NB                              | 1                        | 12                         | 4                           | 48                        | 5                         | 5                           |                              |                             |    |
|                 |                   | NB                              | LT TN                    | 12                         | 4                           | 48                        | 5                         | 5                           |                              |                             |    |
|                 |                   | NB                              | 1                        | 12                         | 4                           | 48                        | 5                         | 5                           |                              |                             |    |
| IL 22           | IL 45             | NB                              | 2                        | 12                         | 15                          | 180                       | 20                        |                             | 20                           |                             |    |
|                 |                   | NB                              | 2                        | 12                         | 10                          | 120                       | 13                        | 13                          |                              |                             |    |
|                 |                   | NB                              | 1                        | 12                         | 4                           | 48                        | 5                         | 5                           |                              |                             |    |
|                 |                   | NB                              | 2                        | 12                         | 6                           | 72                        | 8                         | 8                           |                              |                             |    |
|                 |                   | NB                              | 2                        | 12                         | 6                           | 72                        | 8                         | 8                           |                              |                             |    |
|                 |                   | NB                              | 2                        | 12                         | 6                           | 72                        | 8                         | 8                           |                              |                             |    |
|                 |                   | NB                              | 2                        | 12                         | 15                          | 180                       | 20                        |                             | 20                           |                             |    |
|                 |                   | NB                              | 2                        | 12                         | 4                           | 48                        | 5                         | 5                           |                              |                             |    |
|                 |                   | NB                              | 2                        | 12                         | 4                           | 48                        | 5                         | 5                           |                              |                             |    |
|                 |                   | NB                              | 2                        | 12                         | 4                           | 48                        | 5                         | 5                           |                              |                             |    |
|                 |                   | NB                              | 2                        | 12                         | 20                          | 240                       | 27                        |                             |                              | 27                          |    |
|                 |                   | NB                              | 1                        | 12                         | 12                          | 144                       | 16                        |                             | 16                           |                             |    |
|                 |                   | NB                              | 1&2                      | 2                          | 100                         | 150                       | 17                        |                             | 17                           |                             |    |
|                 |                   | NB                              | 2                        | 12                         | 4                           | 48                        | 5                         | 5                           |                              |                             |    |
|                 |                   | NB                              | 2                        | 12                         | 4                           | 48                        | 5                         | 5                           |                              |                             |    |
|                 |                   | NB                              | 1                        | 12                         | 4                           | 48                        | 5                         | 5                           |                              |                             |    |

CONTINUED ON THE NEXT SHEET

|   |                        |   |                    |   |                                    |                |         |        |                 |              |
|---|------------------------|---|--------------------|---|------------------------------------|----------------|---------|--------|-----------------|--------------|
| FILE NAME =<br>c:\projects\136008\design_aa.dgn | USER NAME = wilgreendp | DESIGNED -                                      | REVISED -          | <b>STATE OF ILLINOIS<br/>DEPARTMENT OF TRANSPORTATION</b> | <b>PATCHING SCHEDULE<br/>IL 21</b> | F.A.P.<br>RTE. | SECTION | COUNTY | TOTAL<br>SHEETS | SHEET<br>NO. |
| PLOT SCALE = 100.0000' / IN.                    | DRAWN -                | REVISED -                                       | VAR.               |   |                                    | 2008-009 PP    | LAKE    | 35     | 9               |              |
| PLOT DATE = 5/21/2008                           | CHECKED -              | REVISED -                                       | CONTRACT NO. 60E35 |   |                                    |                |         |        |                 |              |
| DATE -  | REVISED -              | FED. ROAD DIST. NO. 1 ILLINOIS FED. AID PROJECT |                    |   |                                    |                |         |        |                 |              |
|   |                        |   |                    | SCALE:  | SHEET NO. OF SHEETS STA. TO STA.   |                |         |        |                 |              |

...projects\136008\design\_aa.dgn 5/21/2008 11:01:59 AM User=wilgreendp

ROUTE: IL 21 (Lake Cook Rd to IL 60)

| CROSS STREETS  |                | DIRECTION<br>(EB/WB)<br>(NB/SB) | LANE<br>NO.<br>(1, 2, 3) | PAVEMENT<br>PATCH<br>WIDTH | PAVEMENT<br>PATCH<br>LENGTH | REPAIR<br>AREA<br>(SQ FT) | REPAIR<br>AREA<br>(SQ YD) | CLASS D<br>PATCH<br>TYPE II | CLASS D<br>PATCH<br>TYPE III | CLASS D<br>PATCH<br>TYPE IV |
|----------------|----------------|---------------------------------|--------------------------|----------------------------|-----------------------------|---------------------------|---------------------------|-----------------------------|------------------------------|-----------------------------|
| FROM           | TO             |                                 |                          |                            |                             |                           |                           |                             |                              |                             |
| IL 45          | Woodlands Pkwy | NB                              | 1                        | 12                         | 4                           | 48                        | 5                         | 5                           |                              |                             |
|                |                | NB                              | 1                        | 12                         | 4                           | 48                        | 5                         | 5                           |                              |                             |
|                |                | NB                              | 1                        | 12                         | 4                           | 48                        | 5                         | 5                           |                              |                             |
|                |                | NB                              | 2                        | 12                         | 4                           | 48                        | 5                         | 5                           |                              |                             |
|                |                | NB                              | 2                        | 12                         | 4                           | 48                        | 5                         | 5                           |                              |                             |
|                |                | NB                              | 2                        | 12                         | 4                           | 48                        | 5                         | 5                           |                              |                             |
|                |                | NB                              | 2                        | 12                         | 4                           | 48                        | 5                         | 5                           |                              |                             |
|                |                | NB                              | 1                        | 12                         | 12                          | 144                       | 16                        |                             | 16                           |                             |
|                |                | NB                              | 1                        | 12                         | 4                           | 48                        | 5                         | 5                           |                              |                             |
|                |                | NB                              | 1                        | 12                         | 4                           | 48                        | 5                         | 5                           |                              |                             |
|                |                | NB                              | 1                        | 12                         | 4                           | 48                        | 5                         | 5                           |                              |                             |
| Woodlands Pkwy | CDW Way        | NB                              | 1                        | 12                         | 4                           | 48                        | 5                         | 5                           |                              |                             |
|                |                | NB                              | 2                        | 12                         | 4                           | 48                        | 5                         | 5                           |                              |                             |
|                |                | NB                              | 1                        | 12                         | 4                           | 48                        | 5                         | 5                           |                              |                             |
|                |                | NB                              | 1                        | 12                         | 4                           | 48                        | 5                         | 5                           |                              |                             |
|                |                | NB                              | 1                        | 12                         | 4                           | 48                        | 5                         | 5                           |                              |                             |
|                |                | NB                              | 1                        | 12                         | 10                          | 120                       | 13                        | 13                          |                              |                             |
|                |                | NB                              | 1                        | 12                         | 4                           | 48                        | 5                         | 5                           |                              |                             |
|                |                | NB                              | 1                        | 12                         | 4                           | 48                        | 5                         | 5                           |                              |                             |
|                |                | NB                              | 1                        | 12                         | 4                           | 48                        | 5                         | 5                           |                              |                             |
|                |                | NB                              | 2                        | 12                         | 4                           | 48                        | 5                         | 5                           |                              |                             |
|                |                | NB                              | 2                        | 12                         | 4                           | 48                        | 5                         | 5                           |                              |                             |
|                |                | NB                              | 2                        | 12                         | 4                           | 48                        | 5                         | 5                           |                              |                             |
|                |                | NB                              | 2                        | 12                         | 4                           | 48                        | 5                         | 5                           |                              |                             |
|                |                | NB                              | 2                        | 12                         | 4                           | 48                        | 5                         | 5                           |                              |                             |
|                |                | NB                              | 2                        | 12                         | 12                          | 144                       | 16                        |                             | 16                           |                             |
|                |                | NB                              | 2                        | 12                         | 15                          | 180                       | 20                        |                             | 20                           |                             |
|                |                | NB                              | 2                        | 12                         | 12                          | 144                       | 16                        |                             | 16                           |                             |
|                |                | NB                              | 2                        | 12                         | 4                           | 48                        | 5                         | 5                           |                              |                             |
|                |                | NB                              | 2                        | 12                         | 4                           | 48                        | 5                         | 5                           |                              |                             |
|                |                | NB                              | 2                        | 12                         | 12                          | 144                       | 16                        |                             | 16                           |                             |
|                |                | NB                              | 1                        | 12                         | 4                           | 48                        | 5                         | 5                           |                              |                             |
|                |                | NB                              | 2                        | 12                         | 4                           | 48                        | 5                         | 5                           |                              |                             |
|                |                | NB                              | 2                        | 12                         | 6                           | 72                        | 8                         | 8                           |                              |                             |
|                |                | NB                              | 2                        | 12                         | 4                           | 48                        | 5                         | 5                           |                              |                             |
|                |                | NB                              | 2                        | 12                         | 4                           | 48                        | 5                         | 5                           |                              |                             |
|                |                | NB                              | 2                        | 12                         | 4                           | 48                        | 5                         | 5                           |                              |                             |
| CDW Way        | Executive Dr   | NB                              | 2                        | 12                         | 6                           | 72                        | 8                         | 8                           |                              |                             |
|                |                | NB                              | 1                        | 12                         | 4                           | 48                        | 5                         | 5                           |                              |                             |
|                |                | NB                              | 1                        | 12                         | 4                           | 48                        | 5                         | 5                           |                              |                             |
| Executive Dr   | IL 60          | NB                              | 1                        | 12                         | 4                           | 48                        | 5                         | 5                           |                              |                             |
|                |                | NB                              | 2                        | 12                         | 4                           | 48                        | 5                         | 5                           |                              |                             |
|                |                | NB                              | 2                        | 12                         | 4                           | 48                        | 5                         | 5                           |                              |                             |
|                |                | NB                              | 2                        | 12                         | 4                           | 48                        | 5                         | 5                           |                              |                             |

TOTALS: 1181 SY 545 SY 178 SY



ROUTE: IL Rte 22 (Rte 43 to Westminster Way)

| CROSS STREETS                |                 | DIRECTION<br>(EB/WB)<br>(NB/SB) | LANE<br>NO.<br>(1, 2, 3) | PAVEMENT<br>PATCH<br>WIDTH | PAVEMENT<br>PATCH<br>LENGTH | REPAIR<br>AREA<br>(SQ FT) | REPAIR<br>AREA<br>(SQ YD) | CLASS D<br>PATCH<br>TYPE II | CLASS D<br>PATCH<br>TYPE III | CLASS D<br>PATCH<br>TYPE IV |
|------------------------------|-----------------|---------------------------------|--------------------------|----------------------------|-----------------------------|---------------------------|---------------------------|-----------------------------|------------------------------|-----------------------------|
| FROM                         | TO              |                                 |                          |                            |                             |                           |                           |                             |                              |                             |
| 200' west of Westminster Way | Westminster Way | EB                              | 2                        | 12                         | 4                           | 48                        | 5                         | 5                           |                              |                             |
| 200' west of Westminster Way | Westminster Way | EB                              | 2                        | 12                         | 12                          | 144                       | 16                        |                             | 16                           |                             |
| 200' west of Westminster Way | Westminster Way | EB                              | 2                        | 12                         | 6                           | 72                        | 8                         | 8                           |                              |                             |
| 200' west of Westminster Way | Westminster Way | EB                              | 2                        | 12                         | 4                           | 48                        | 5                         | 5                           |                              |                             |
| 200' west of Westminster Way | Westminster Way | EB                              | 2                        | 12                         | 6                           | 72                        | 8                         | 8                           |                              |                             |
| 200' west of Westminster Way | Westminster Way | EB                              | 2                        | 12                         | 4                           | 48                        | 5                         | 5                           |                              |                             |
| 200' west of Westminster Way | Westminster Way | EB                              | 2                        | 12                         | 8                           | 96                        | 11                        | 11                          |                              |                             |
| Westminster Way              | I94 Tollway     | EB                              | 1                        | 12                         | 6                           | 72                        | 8                         | 8                           |                              |                             |
| Westminster Way              | I94 Tollway     | EB                              | 1                        | 12                         | 4                           | 48                        | 5                         | 5                           |                              |                             |
| Westminster Way              | I94 Tollway     | EB                              | 1                        | 12                         | 4                           | 48                        | 5                         | 5                           |                              |                             |
| Westminster Way              | I94 Tollway     | EB                              | RT TL                    | 12                         | 4                           | 48                        | 5                         | 5                           |                              |                             |
| Westminster Way              | I94 Tollway     | EB                              | 2                        | 12                         | 4                           | 48                        | 5                         | 5                           |                              |                             |
| I94 Tollway                  | Lakeside Dr     | EB                              | 2                        | 12                         | 4                           | 48                        | 5                         | 5                           |                              |                             |
| I94 Tollway                  | Lakeside Dr     | EB                              | 2                        | 12                         | 4                           | 48                        | 5                         | 5                           |                              |                             |
| Lakeside Dr                  | Rte 43          | EB                              | 2                        | 12                         | 6                           | 72                        | 8                         | 8                           |                              |                             |
| Lakeside Dr                  | Rte 43          | EB                              | 1                        | 12                         | 4                           | 48                        | 5                         | 5                           |                              |                             |
| Lakeside Dr                  | Rte 43          | EB                              | 1                        | 12                         | 4                           | 48                        | 5                         | 5                           |                              |                             |
| Lakeside Dr                  | Rte 43          | EB                              | 1                        | 6                          | 24                          | 144                       | 16                        |                             | 16                           |                             |
| Lakeside Dr                  | Rte 43          | EB                              | 1                        | 6                          | 24                          | 144                       | 16                        |                             | 16                           |                             |
| Lakeside Dr                  | Rte 43          | EB                              | 1                        | 6                          | 24                          | 144                       | 16                        |                             | 16                           |                             |
| Lakeside Dr                  | Rte 43          | EB                              | 1                        | 12                         | 6                           | 72                        | 8                         | 8                           |                              |                             |
| Lakeside Dr                  | Rte 43          | EB                              | 1                        | 12                         | 4                           | 48                        | 5                         | 5                           |                              |                             |
| Lakeside Dr                  | Rte 43          | EB                              | 1                        | 12                         | 6                           | 72                        | 8                         | 8                           |                              |                             |
| Lakeside Dr                  | Rte 43          | EB                              | 1                        | 12                         | 4                           | 48                        | 5                         | 5                           |                              |                             |
| Lakeside Dr                  | Rte 43          | EB                              | 1                        | 12                         | 4                           | 48                        | 5                         | 5                           |                              |                             |
| Lakeside Dr                  | Rte 43          | EB                              | 1                        | 12                         | 4                           | 48                        | 5                         | 5                           |                              |                             |
| Lakeside Dr                  | Rte 43          | EB                              | 1                        | 12                         | 4                           | 48                        | 5                         | 5                           |                              |                             |
| Lakeside Dr                  | Rte 43          | EB                              | 1                        | 12                         | 6                           | 72                        | 8                         | 8                           |                              |                             |
| Lakeside Dr                  | Rte 43          | EB                              | 1                        | 12                         | 6                           | 72                        | 8                         | 8                           |                              |                             |
| Lakeside Dr                  | Rte 43          | EB                              | 1                        | 12                         | 4                           | 48                        | 5                         | 5                           |                              |                             |
| Lakeside Dr                  | Rte 43          | EB                              | 1                        | 12                         | 4                           | 48                        | 5                         | 5                           |                              |                             |
| Lakeside Dr                  | Rte 43          | EB                              | 1                        | 12                         | 4                           | 48                        | 5                         | 5                           |                              |                             |
| Lakeside Dr                  | Rte 43          | EB                              | 1                        | 12                         | 6                           | 72                        | 8                         | 8                           |                              |                             |
| Lakeside Dr                  | Rte 43          | EB                              | 1                        | 12                         | 6                           | 72                        | 8                         | 8                           |                              |                             |
| Lakeside Dr                  | Rte 43          | EB                              | 1                        | 12                         | 4                           | 48                        | 5                         | 5                           |                              |                             |
| Lakeside Dr                  | Rte 43          | EB                              | 1                        | 12                         | 4                           | 48                        | 5                         | 5                           |                              |                             |
| Lakeside Dr                  | Rte 43          | EB                              | 2                        | 12                         | 12                          | 144                       | 16                        |                             | 16                           |                             |
| Lakeside Dr                  | Rte 43          | EB                              | 1                        | 6                          | 30                          | 180                       | 20                        |                             | 20                           |                             |
| Lakeside Dr                  | Rte 43          | EB                              | 2                        | 6                          | 40                          | 240                       | 27                        |                             |                              | 27                          |
| Lakeside Dr                  | Rte 43          | EB                              | 2                        | 12                         | 6                           | 72                        | 8                         | 8                           |                              |                             |
| Lakeside Dr                  | Rte 43          | EB                              | 2                        | 12                         | 4                           | 48                        | 5                         | 5                           |                              |                             |
| Lakeside Dr                  | Rte 43          | EB                              | 2                        | 12                         | 4                           | 48                        | 5                         | 5                           |                              |                             |
| Lakeside Dr                  | Rte 43          | EB                              | 1                        | 12                         | 4                           | 48                        | 5                         | 5                           |                              |                             |
| Lakeside Dr                  | Rte 43          | EB                              | 2                        | 12                         | 4                           | 48                        | 5                         | 5                           |                              |                             |
| Lakeside Dr                  | Rte 43          | EB                              | 1                        | 12                         | 4                           | 48                        | 5                         | 5                           |                              |                             |
| Lakeside Dr                  | Rte 43          | EB                              | 2                        | 12                         | 4                           | 48                        | 5                         | 5                           |                              |                             |
| Lakeside Dr                  | Rte 43          | EB                              | 1                        | 12                         | 4                           | 48                        | 5                         | 5                           |                              |                             |
| Rte 43                       | 600' east of    | EB                              | 2                        | 12                         | 4                           | 48                        | 5                         | 5                           |                              |                             |
| Rte 43                       | Rte 43          | EB                              | 1                        | 12                         | 4                           | 48                        | 5                         | 5                           |                              |                             |
| Rte 43                       | 600' east of    | EB                              | 2                        | 12                         | 4                           | 48                        | 5                         | 5                           |                              |                             |
| Rte 43                       | Rte 43          | EB                              | 2                        | 12                         | 4                           | 48                        | 5                         | 5                           |                              |                             |
| Rte 43                       | 600' east of    | EB                              | 2                        | 12                         | 4                           | 48                        | 5                         | 5                           |                              |                             |
| Rte 43                       | Rte 43          | EB                              | 1                        | 12                         | 4                           | 48                        | 5                         | 5                           |                              |                             |
| 600' east of Rte 43          | Rte 43          | WB                              | 2                        | 12                         | 4                           | 48                        | 5                         | 5                           |                              |                             |
| 600' east of Rte 43          | Rte 43          | WB                              | 1                        | 12                         | 4                           | 48                        | 5                         | 5                           |                              |                             |
| 600' east of Rte 43          | Rte 43          | WB                              | 2                        | 12                         | 4                           | 48                        | 5                         | 5                           |                              |                             |
| 600' east of Rte 43          | Rte 43          | WB                              | 2                        | 12                         | 4                           | 48                        | 5                         | 5                           |                              |                             |
| Rte 43                       | Lakeside Dr     | WB                              | 1                        | 12                         | 4                           | 48                        | 5                         | 5                           |                              |                             |
| Rte 43                       | Lakeside Dr     | WB                              | 1                        | 12                         | 12                          | 144                       | 16                        |                             | 16                           |                             |
| Rte 43                       | Lakeside Dr     | WB                              | 1                        | 12                         | 4                           | 48                        | 5                         | 5                           |                              |                             |
| Rte 43                       | Lakeside Dr     | WB                              | 1                        | 12                         | 6                           | 72                        | 8                         | 8                           |                              |                             |

CONTINUED ON THE NEXT SHEET

|  |                        |                             |           |   |                                    |           |    |        |                |         |        |   |              |         |
|--|------------------------|-----------------------------|-----------|---|------------------------------------|-----------|----|--------|----------------|---------|--------|---|--------------|---------|
| FILE NAME =<br>c:\projects\dl36008\design_aa.dgn | USER NAME = wilgreendp | DESIGNED -                  | REVISED - | <b>STATE OF ILLINOIS<br/>DEPARTMENT OF TRANSPORTATION</b> | <b>PATCHING SCHEDULE<br/>IL 22</b> |           |    |        | F.A.P.<br>RTE. | SECTION | COUNTY | TOTAL<br>SHEETS                                   | SHEET<br>NO. |         |
|  |                        | DRAWN -                     | REVISED - |   | SCALE:                             | SHEET NO. | OF | SHEETS | STA.           | TO STA. | VAR.   | 2008-009 PP                                       | LAKE         | 35 / 11 |
|  |                        | PLT SCALE = 100.0000' / IN. | CHECKED - |   | REVISED -                          |           |    |        |                |         |        |   |              |         |
|  |                        | PLT DATE = 5/21/2008        | DATE -    |   | REVISED -                          |           |    |        |                |         |        |   |              |         |
|  |                        |                             |           |   |                                    |           |    |        |                |         |        | CONTRACT NO. 60E35                                |              |         |
|  |                        |                             |           |   |                                    |           |    |        |                |         |        | FED. ROAD DIST. NO. 1   ILLINOIS FED. AID PROJECT |              |         |

ROUTE: IL Rte 22 (Rte 43 to Westminster Way)

| CROSS STREETS |                        | DIRECTION<br>(EB/WB)<br>(NB/SB) | LANE<br>NO.<br>(1, 2, 3) | PAVEMENT<br>PATCH<br>WIDTH | PAVEMENT<br>PATCH<br>LENGTH | REPAIR<br>AREA<br>(SQ FT) | REPAIR<br>AREA<br>(SQ YD) | CLASS D<br>PATCH<br>TYPE II | CLASS D<br>PATCH<br>TYPE III | CLASS D<br>PATCH<br>TYPE IV |
|---------------|------------------------|---------------------------------|--------------------------|----------------------------|-----------------------------|---------------------------|---------------------------|-----------------------------|------------------------------|-----------------------------|
| FROM          | TO                     |                                 |                          |                            |                             |                           |                           |                             |                              |                             |
| Rte 43        | Lakeside Dr            | WB                              | 1                        | 12                         | 4                           | 48                        | 5                         | 5                           |                              |                             |
| Rte 43        | Lakeside Dr            | WB                              | 1                        | 12                         | 4                           | 48                        | 5                         | 5                           |                              |                             |
| Rte 43        | Lakeside Dr            | WB                              | 1                        | 12                         | 4                           | 48                        | 5                         | 5                           |                              |                             |
| Rte 43        | Lakeside Dr            | WB                              | 1                        | 12                         | 4                           | 48                        | 5                         | 5                           |                              |                             |
| Rte 43        | Lakeside Dr            | WB                              | 1                        | 12                         | 4                           | 48                        | 5                         | 5                           |                              |                             |
| Rte 43        | Lakeside Dr            | WB                              | 1                        | 12                         | 4                           | 48                        | 5                         | 5                           |                              |                             |
| Rte 43        | Lakeside Dr            | WB                              | 1                        | 12                         | 6                           | 72                        | 8                         | 8                           |                              |                             |
| Rte 43        | Lakeside Dr            | WB                              | 1                        | 12                         | 4                           | 48                        | 5                         | 5                           |                              |                             |
| Rte 43        | Lakeside Dr            | WB                              | 1                        | 12                         | 6                           | 72                        | 8                         | 8                           |                              |                             |
| Rte 43        | Lakeside Dr            | WB                              | 1                        | 12                         | 4                           | 48                        | 5                         | 5                           |                              |                             |
| Rte 43        | Lakeside Dr            | WB                              | 1                        | 12                         | 4                           | 48                        | 5                         | 5                           |                              |                             |
| Rte 43        | Lakeside Dr            | WB                              | 2                        | 12                         | 4                           | 48                        | 5                         | 5                           |                              |                             |
| Rte 43        | Lakeside Dr            | WB                              | 2                        | 12                         | 4                           | 48                        | 5                         | 5                           |                              |                             |
| Lakeside Dr   | I94 Tollway            | WB                              | 2                        | 12                         | 4                           | 48                        | 5                         | 5                           |                              |                             |
| Lakeside Dr   | I94 Tollway            | WB                              | 2                        | 12                         | 4                           | 48                        | 5                         | 5                           |                              |                             |
| Lakeside Dr   | I94 Tollway            | WB                              | 2                        | 12                         | 4                           | 48                        | 5                         | 5                           |                              |                             |
| I94 Tollway   | 200' west of Hewitt Dr | WB                              | 1                        | 12                         | 4                           | 48                        | 5                         | 5                           |                              |                             |
| I94 Tollway   | 200' west of Hewitt Dr | WB                              | 2                        | 12                         | 4                           | 48                        | 5                         | 5                           |                              |                             |
| I94 Tollway   | 200' west of Hewitt Dr | WB                              | 1                        | 12                         | 4                           | 48                        | 5                         | 5                           |                              |                             |
| I94 Tollway   | 200' west of Hewitt Dr | WB                              | 2                        | 12                         | 4                           | 48                        | 5                         | 5                           |                              |                             |
| I94 Tollway   | 200' west of Hewitt Dr | WB                              | 1                        | 12                         | 8                           | 96                        | 11                        | 11                          |                              |                             |
| I94 Tollway   | 200' west of Hewitt Dr | WB                              | 2                        | 12                         | 7                           | 84                        | 9                         | 9                           |                              |                             |
| I94 Tollway   | 200' west of Hewitt Dr | WB                              | 1                        | 12                         | 6                           | 72                        | 8                         | 8                           |                              |                             |
| I94 Tollway   | 200' west of Hewitt Dr | WB                              | 1                        | 12                         | 4                           | 48                        | 5                         | 5                           |                              |                             |
| I94 Tollway   | 200' west of Hewitt Dr | WB                              | 1                        | 12                         | 6                           | 72                        | 8                         | 8                           |                              |                             |
| I94 Tollway   | 200' west of Hewitt Dr | WB                              | 1                        | 12                         | 4                           | 48                        | 5                         | 5                           |                              |                             |
| I94 Tollway   | 200' west of Hewitt Dr | WB                              | 2                        | 12                         | 4                           | 48                        | 5                         | 5                           |                              |                             |
| I94 Tollway   | 200' west of Hewitt Dr | WB                              | 2                        | 12                         | 12                          | 144                       | 16                        |                             | 16                           |                             |
| I94 Tollway   | 200' west of Hewitt Dr | WB                              | 2                        | 12                         | 8                           | 96                        | 11                        | 11                          |                              |                             |
| I94 Tollway   | 200' west of Hewitt Dr | WB                              | 1                        | 12                         | 6                           | 72                        | 8                         | 8                           |                              |                             |
| I94 Tollway   | 200' west of Hewitt Dr | WB                              | 1                        | 12                         | 4                           | 48                        | 5                         | 5                           |                              |                             |
| I94 Tollway   | 200' west of Hewitt Dr | WB                              | 2                        | 12                         | 8                           | 96                        | 11                        | 11                          |                              |                             |
| I94 Tollway   | 200' west of Hewitt Dr | WB                              | 1                        | 12                         | 6                           | 72                        | 8                         | 8                           |                              |                             |
| I94 Tollway   | 200' west of Hewitt Dr | WB                              | 2                        | 12                         | 4                           | 48                        | 5                         | 5                           |                              |                             |
| I94 Tollway   | 200' west of Hewitt Dr | WB                              | 2                        | 12                         | 4                           | 48                        | 5                         | 5                           |                              |                             |

TOTALS:

508 SY      132 SY      27 SY

...projects\136008\design\_aa.dgn 5/21/2008 11:05:03 AM User=wilgreendp



ROUTE: IL 22

| CROSS STREETS        |             | DIRECTION<br>(EB/WB)<br>(NB/SB) | LANE<br>NO.<br>(1, 2, 3) | PAVEMENT<br>PATCH<br>WIDTH | PAVEMENT<br>PATCH<br>LENGTH | REPAIR<br>AREA<br>(SQ FT) | REPAIR<br>AREA<br>(SQ YD) | CLASS D<br>PATCH<br>TYPE II | CLASS D<br>PATCH<br>TYPE III | CLASS D<br>PATCH<br>TYPE IV |
|----------------------|-------------|---------------------------------|--------------------------|----------------------------|-----------------------------|---------------------------|---------------------------|-----------------------------|------------------------------|-----------------------------|
| FROM                 | TO          |                                 |                          |                            |                             |                           |                           |                             |                              |                             |
| US 14                | Kelsey Rd   | EB                              | 1                        | 12                         | 12                          | 144                       | 16                        |                             | 16                           |                             |
|                      |             | EB                              | 1                        | 12                         | 4                           | 48                        | 5                         | 5                           |                              |                             |
|                      |             | EB                              | 1                        | 12                         | 4                           | 48                        | 5                         | 5                           |                              |                             |
|                      |             | EB                              | 1                        | 12                         | 20                          | 240                       | 27                        |                             |                              | 27                          |
|                      |             | EB                              | 1                        | 12                         | 6                           | 72                        | 8                         | 8                           |                              |                             |
|                      |             | EB                              | 1                        | 12                         | 20                          | 240                       | 27                        |                             |                              | 27                          |
|                      |             | EB                              | 1                        | 12                         | 6                           | 72                        | 8                         | 8                           |                              |                             |
| Kelsey Rd            | IL 59       | EB                              | 1                        | 12                         | 10                          | 120                       | 13                        | 13                          |                              |                             |
|                      |             | EB                              | 1                        | 12                         | 10                          | 120                       | 13                        | 13                          |                              |                             |
|                      |             | EB                              | 1                        | 12                         | 4                           | 48                        | 5                         | 5                           |                              |                             |
|                      |             | EB                              | 1                        | 12                         | 20                          | 240                       | 27                        |                             |                              | 27                          |
|                      |             | EB                              | 1                        | 12                         | 30                          | 360                       | 40                        |                             |                              | 40                          |
|                      |             | EB                              | RT EP                    | 12                         | 20                          | 240                       | 27                        |                             |                              | 27                          |
|                      |             | EB                              | RT EP                    | 12                         | 20                          | 240                       | 27                        |                             |                              | 27                          |
| IL 59                | US 12       | EB                              | 1                        | 12                         | 4                           | 48                        | 5                         | 5                           |                              |                             |
|                      |             | EB                              | 1                        | 12                         | 6                           | 72                        | 8                         | 8                           |                              |                             |
| Quentin              | Old McHenry | EB                              | 1                        | 12                         | 10                          | 120                       | 13                        | 13                          |                              |                             |
|                      |             | EB                              | 1                        | 12                         | 8                           | 96                        | 11                        | 11                          |                              |                             |
|                      |             | EB                              | 1                        | 12                         | 6                           | 72                        | 8                         | 8                           |                              |                             |
|                      |             | EB                              | 1                        | 12                         | 20                          | 240                       | 27                        |                             |                              | 27                          |
|                      |             | EB                              | 1                        | 12                         | 4                           | 48                        | 5                         | 5                           |                              |                             |
|                      |             | EB                              | 1                        | 12                         | 4                           | 48                        | 5                         | 5                           |                              |                             |
|                      |             | EB                              | 1                        | 12                         | 4                           | 48                        | 5                         | 5                           |                              |                             |
| Old McHenry          | IL 83       | EB                              | 1                        | 12                         | 4                           | 48                        | 5                         | 5                           |                              |                             |
|                      |             | EB                              | 1                        | 12                         | 4                           | 48                        | 5                         | 5                           |                              |                             |
|                      |             | EB                              | 1                        | 12                         | 4                           | 48                        | 5                         | 5                           |                              |                             |
|                      |             | EB                              | 1                        | 12                         | 12                          | 144                       | 16                        |                             | 16                           |                             |
|                      |             | EB                              | 1                        | 12                         | 12                          | 144                       | 16                        |                             | 16                           |                             |
|                      |             | EB                              | 1                        | 4                          | 50                          | 200                       | 22                        |                             |                              | 22                          |
|                      |             | EB                              | 1                        | 12                         | 4                           | 48                        | 5                         | 5                           |                              |                             |
| IL 83                | Old McHenry | EB                              | 1                        | 12                         | 4                           | 48                        | 5                         | 5                           |                              |                             |
|                      |             | EB                              | 1                        | 12                         | 4                           | 48                        | 5                         | 5                           |                              |                             |
|                      |             | EB                              | 1                        | 12                         | 4                           | 48                        | 5                         | 5                           |                              |                             |
|                      |             | EB                              | 1                        | 12                         | 25                          | 300                       | 33                        |                             |                              | 33                          |
|                      |             | EB                              | 1                        | 12                         | 12                          | 144                       | 16                        |                             | 16                           |                             |
|                      |             | EB                              | 2                        | 12                         | 12                          | 144                       | 16                        |                             | 16                           |                             |
|                      |             | WB                              | 1                        | 12                         | 4                           | 48                        | 5                         | 5                           |                              |                             |
| Old McHenry          | Quentin     | WB                              | 1                        | 12                         | 4                           | 48                        | 5                         | 5                           |                              |                             |
|                      |             | WB                              | 1                        | 12                         | 6                           | 72                        | 8                         | 8                           |                              |                             |
|                      |             | WB                              | 1                        | 12                         | 12                          | 144                       | 16                        |                             | 16                           |                             |
|                      |             | WB                              | 1                        | 12                         | 4                           | 48                        | 5                         | 5                           |                              |                             |
|                      |             | WB                              | 1                        | 12                         | 12                          | 144                       | 16                        |                             | 16                           |                             |
|                      |             | WB                              | 1                        | 12                         | 4                           | 48                        | 5                         | 5                           |                              |                             |
|                      |             | WB                              | 1                        | 12                         | 4                           | 48                        | 5                         | 5                           |                              |                             |
| @ IL 59 intersection | Kelsey      | WB                              | 1                        | 12                         | 12                          | 144                       | 16                        |                             | 16                           |                             |
|                      |             | WB                              | 1                        | 12                         | 20                          | 240                       | 27                        |                             |                              | 27                          |
|                      |             | WB                              | 1                        | 12                         | 6                           | 72                        | 8                         | 8                           |                              |                             |
|                      |             | WB                              | 1                        | 12                         | 12                          | 144                       | 16                        |                             | 16                           |                             |
|                      |             | WB                              | 1                        | 6                          | 50                          | 300                       | 33                        |                             |                              | 33                          |
|                      |             | WB                              | 1                        | 12                         | 12                          | 144                       | 16                        |                             | 16                           |                             |
|                      |             | WB                              | 1                        | 12                         | 4                           | 48                        | 5                         | 5                           |                              |                             |
| Kelsey               | US 14       | WB                              | 1                        | 12                         | 4                           | 48                        | 5                         | 5                           |                              |                             |
|                      |             | WB                              | 1                        | 12                         | 4                           | 48                        | 5                         | 5                           |                              |                             |
|                      |             | WB                              | 1                        | 12                         | 4                           | 48                        | 5                         | 5                           |                              |                             |
|                      |             | WB                              | 1                        | 12                         | 4                           | 48                        | 5                         | 5                           |                              |                             |
|                      |             | WB                              | 1                        | 12                         | 4                           | 48                        | 5                         | 5                           |                              |                             |
|                      |             | WB                              | 1                        | 12                         | 20                          | 240                       | 27                        |                             |                              | 27                          |
|                      |             | WB                              | 1                        | 12                         | 4                           | 48                        | 5                         | 5                           |                              |                             |
| Kelsey               | US 14       | WB                              | 1                        | 12                         | 12                          | 144                       | 16                        |                             | 16                           |                             |
|                      |             | WB                              | 1                        | 12                         | 12                          | 144                       | 16                        |                             | 16                           |                             |

TOTALS: 240 SY 192 SY 344 SY

|   |                        |            |   |   |                                    |    |        |      |                  |                     |             |                 |              |
|---|------------------------|------------|---|---|------------------------------------|----|--------|------|------------------|---------------------|-------------|-----------------|--------------|
| FILE NAME = c:\projects\dl36008\design_aa.dgn | USER NAME = wilgroendp | DESIGNED - | REVISED -                                       | <b>STATE OF ILLINOIS<br/>DEPARTMENT OF TRANSPORTATION</b> | <b>PATCHING SCHEDULE<br/>IL 22</b> |    |        |      | F.A.P. RTE. VAR. | SECTION 2008-009 PP | COUNTY LAKE | TOTAL SHEETS 35 | SHEET NO. 13 |
| PLOT SCALE = 1/8" = 1' IN.                    | CHECKED -              | REVISED -  | SCALE:  |   | SHEET NO.                          | OF | SHEETS | STA. | TO STA.          | CONTRACT NO. 60E35  |             |                 |              |
| PLOT DATE = 5/21/2008                         | DATE -                 | REVISED -  | FED. ROAD DIST. NO. 1 ILLINOIS FED. AID PROJECT |   |                                    |    |        |      |                  |                     |             |                 |              |
|   |                        |            |   |   |                                    |    |        |      |                  |                     |             |                 |              |

c:\projects\dl36008\design\_aa.dgn 5/21/2008 11:01:02 AM User=wilgroendp

ROUTE: IL Rte 43 (Talbot Ave to Albrecht Dr)

| CROSS STREETS |             | DIRECTION<br>(EB/WB)<br>(NB/SB) | LANE<br>NO.<br>(1, 2, 3) | PAVEMENT<br>PATCH<br>WIDTH | PAVEMENT<br>PATCH<br>LENGTH | REPAIR<br>AREA<br>(SQ FT) | REPAIR<br>AREA<br>(SQ YD) | CLASS D<br>PATCH<br>TYPE II | CLASS D<br>PATCH<br>TYPE III | CLASS D<br>PATCH<br>TYPE IV |
|---------------|-------------|---------------------------------|--------------------------|----------------------------|-----------------------------|---------------------------|---------------------------|-----------------------------|------------------------------|-----------------------------|
| FROM          | TO          |                                 |                          |                            |                             |                           |                           |                             |                              |                             |
| Talbot Ave    | Foster Ave  | SB                              | 1                        | 12                         | 6                           | 72                        | 8                         | 8                           |                              |                             |
| Talbot Ave    | Foster Ave  | SB                              | 2                        | 12                         | 6                           | 72                        | 8                         | 8                           |                              |                             |
| Talbot Ave    | Foster Ave  | SB                              | 2                        | 12                         | 4                           | 48                        | 5                         | 5                           |                              |                             |
| Talbot Ave    | Foster Ave  | SB                              | 2                        | 12                         | 4                           | 48                        | 5                         | 5                           |                              |                             |
| Talbot Ave    | Foster Ave  | SB                              | 1                        | 12                         | 30                          | 360                       | 40                        |                             |                              | 40                          |
| Talbot Ave    | Foster Ave  | SB                              | 1                        | 12                         | 25                          | 300                       | 33                        |                             |                              | 33                          |
| Foster Ave    | IL Rte 176  | SB                              | 2                        | 12                         | 6                           | 72                        | 8                         | 8                           |                              |                             |
| Foster Ave    | IL Rte 176  | SB                              | 1                        | 12                         | 6                           | 72                        | 8                         | 8                           |                              |                             |
| Foster Ave    | IL Rte 176  | SB                              | 2                        | 12                         | 6                           | 72                        | 8                         | 8                           |                              |                             |
| Foster Ave    | IL Rte 176  | SB                              | 1                        | 12                         | 6                           | 72                        | 8                         | 8                           |                              |                             |
| Foster Ave    | IL Rte 176  | SB                              | 2                        | 12                         | 6                           | 72                        | 8                         | 8                           |                              |                             |
| Foster Ave    | IL Rte 176  | SB                              | 2                        | 3                          | 25                          | 75                        | 8                         | 8                           |                              |                             |
| IL Rte 176    | Albrecht Dr | SB                              | 2                        | 12                         | 2                           | 24                        | 3                         | 3                           |                              |                             |
| IL Rte 176    | Albrecht Dr | SB                              | 2                        | 2                          | 24                          | 48                        | 5                         | 5                           |                              |                             |
| IL Rte 176    | Albrecht Dr | SB                              | 2                        | 12                         | 5                           | 60                        | 7                         | 7                           |                              |                             |
| IL Rte 176    | Albrecht Dr | SB                              | 2                        | 12                         | 8                           | 96                        | 11                        | 11                          |                              |                             |
| IL Rte 176    | Albrecht Dr | SB                              | 2                        | 12                         | 8                           | 96                        | 11                        | 11                          |                              |                             |
| IL Rte 176    | Albrecht Dr | SB                              | 2                        | 12                         | 4                           | 48                        | 5                         | 5                           |                              |                             |
| IL Rte 176    | Albrecht Dr | SB                              | 2                        | 12                         | 8                           | 96                        | 11                        | 11                          |                              |                             |
| Albrecht Dr   | IL Rte 176  | NB                              | 2                        | 12                         | 8                           | 96                        | 11                        | 11                          |                              |                             |
| Albrecht Dr   | IL Rte 176  | NB                              | 2                        | 12                         | 8                           | 96                        | 11                        | 11                          |                              |                             |
| Albrecht Dr   | IL Rte 176  | NB                              | 2                        | 12                         | 6                           | 72                        | 8                         | 8                           |                              |                             |
| Albrecht Dr   | IL Rte 176  | NB                              | 2                        | 12                         | 8                           | 96                        | 11                        | 11                          |                              |                             |
| Albrecht Dr   | IL Rte 176  | NB                              | 2                        | 12                         | 8                           | 96                        | 11                        | 11                          |                              |                             |
| Albrecht Dr   | IL Rte 176  | NB                              | 2                        | 12                         | 2                           | 24                        | 3                         | 3                           |                              |                             |
| Albrecht Dr   | IL Rte 176  | NB                              | 2                        | 12                         | 6                           | 72                        | 8                         | 8                           |                              |                             |
| Albrecht Dr   | IL Rte 176  | NB                              | 2                        | 12                         | 4                           | 48                        | 5                         | 5                           |                              |                             |
| Albrecht Dr   | IL Rte 176  | NB                              | 2                        | 12                         | 6                           | 72                        | 8                         | 8                           |                              |                             |
| IL Rte 176    | Foster Ave  | NB                              | 2                        | 4                          | 24                          | 96                        | 11                        | 11                          |                              |                             |
| IL Rte 176    | Foster Ave  | NB                              | 2                        | 12                         | 24                          | 288                       | 32                        |                             |                              | 32                          |
| IL Rte 176    | Foster Ave  | NB                              | 2                        | 12                         | 8                           | 96                        | 11                        | 11                          |                              |                             |
| Foster Ave    | Talbot Ave  | NB                              | 2                        | 12                         | 8                           | 96                        | 11                        | 11                          |                              |                             |
| Foster Ave    | Talbot Ave  | NB                              | 2                        | 12                         | 4                           | 48                        | 5                         | 5                           |                              |                             |

TOTALS:

239  
SY

105  
SY

|   |                        |            |           |   |                                    |           |    |        |                |         |   |                    |              |
|---|------------------------|------------|-----------|---|------------------------------------|-----------|----|--------|----------------|---------|---|--------------------|--------------|
| FILE NAME =<br>c:\projects\136008\design_aa.dgn | USER NAME = wilgreendp | DESIGNED - | REVISED - | <b>STATE OF ILLINOIS<br/>DEPARTMENT OF TRANSPORTATION</b> | <b>PATCHING SCHEDULE<br/>IL 43</b> |           |    |        | F.A.P.<br>RTE. | SECTION | COUNTY  | TOTAL<br>SHEETS    | SHEET<br>NO. |
|   |                        | DRAWN -    | REVISED - |   | SCALE:                             | SHEET NO. | OF | SHEETS | STA.           | TO STA. | LAKE  | 35                 | 14           |
|   |                        | CHECKED -  | REVISED - |   |                                    |           |    |        |                |         | FED. ROAD DIST. NO. 1 (ILLINOIS) FED. AID PROJECT | CONTRACT NO. 60E35 |              |
|   |                        | DATE -     | REVISED - |   |                                    |           |    |        |                |         |   |                    |              |

ROUTE: **RTE 131 (GREENBAY ROAD): From RTE 137 to RTE 120**

| CROSS STREETS |         | DIRECTION<br>(EB/WB)<br>(NB/SB) | LANE<br>NO.<br>(1, 2, 3) | PAVEMENT<br>PATCH<br>WIDTH                                 | PAVEMENT<br>PATCH<br>LENGTH | REPAIR<br>AREA<br>(SQ FT)   | REPAIR<br>AREA<br>(SQ YD) | CLASS D<br>PATCH<br>TYPE II | CLASS D<br>PATCH<br>TYPE III | CLASS D<br>PATCH<br>TYPE IV |
|---------------|---------|---------------------------------|--------------------------|--|-----------------------------|-----------------------------|---------------------------|-----------------------------|------------------------------|-----------------------------|
| FROM          | TO      |                                 |                          |  |                             |                             |                           |                             |                              |                             |
| RTE 137       | RTE 120 | SB                              | 1                        | 6 FT   | 12FT                        |                             | 8.0**                     | ASPHALT                     |                              |                             |
|               |         |                                 |                          |  | **                          | 17 Patches on the SB lane 1 |                           |                             |                              |                             |
| RTE 137       | RTE 120 | SB                              | 2                        | 6FT  | 12FT                        |                             | 8.00***                   | ASPHALT                     |                              |                             |
|               |         |                                 |                          | NOTE: Total of 20 Type II Patches on SB lane 2 = 160 SQ YD |                             |                             |                           |                             |                              |                             |
| RTE 137       | RTE 120 | NB                              | 1                        | 6FT  | 12 FT                       |                             | 8.00*                     | ASPHALT                     |                              |                             |
|               |         |                                 |                          | NOTE: Total of 20 Type II Patches on NB lane 1= 160 SQ YD  |                             |                             |                           |                             |                              |                             |
| RTE 137       | RTE 120 | NB                              | 2                        | 6 FT   | 12 FT                       |                             | 8.00****                  | ASPHALT                     |                              |                             |
|               |         |                                 |                          | NOTE: Total of 20 Type II Patches on NB Lane 2 = 160 SQ YD |                             |                             |                           |                             |                              |                             |

TOTALS:

616  
SY

ROUTE: IL Rte 132 (US Rte 45 to I-94 Tollway)

| CROSS STREETS |               | DIRECTION<br>(EB/WB)<br>(NB/SB) | LANE<br>NO.<br>(1, 2, 3) | PAVEMENT<br>PATCH<br>WIDTH | PAVEMENT<br>PATCH<br>LENGTH | REPAIR<br>AREA<br>(SQ FT) | REPAIR<br>AREA<br>(SQ YD) | CLASS D<br>PATCH<br>TYPE II | CLASS D<br>PATCH<br>TYPE III | CLASS D<br>PATCH<br>TYPE IV |
|---------------|---------------|---------------------------------|--------------------------|----------------------------|-----------------------------|---------------------------|---------------------------|-----------------------------|------------------------------|-----------------------------|
| FROM          | TO            |                                 |                          |                            |                             |                           |                           |                             |                              |                             |
| Rte 45        | Rollings Rd   | EB                              | 1                        | 12                         | 4                           | 48                        | 5                         | 5                           |                              |                             |
| Rte 45        | Rollings Rd   | EB                              | 2                        | 12                         | 4                           | 48                        | 5                         | 5                           |                              |                             |
| Rte 45        | Rollings Rd   | EB                              | 1                        | 12                         | 4                           | 48                        | 5                         | 5                           |                              |                             |
| Rte 45        | Rollings Rd   | EB                              | 2                        | 12                         | 4                           | 48                        | 5                         | 5                           |                              |                             |
| Rte 45        | Rollings Rd   | EB                              | 2                        | 12                         | 4                           | 48                        | 5                         | 5                           |                              |                             |
| Rte 45        | Rollings Rd   | EB                              | 2                        | 12                         | 4                           | 48                        | 5                         | 5                           |                              |                             |
| Rte 45        | Rollings Rd   | EB                              | 1                        | 12                         | 4                           | 48                        | 5                         | 5                           |                              |                             |
| Rte 45        | Rollings Rd   | EB                              | 2                        | 12                         | 4                           | 48                        | 5                         | 5                           |                              |                             |
| Rte 45        | Rollings Rd   | EB                              | 2                        | 12                         | 4                           | 48                        | 5                         | 5                           |                              |                             |
| Rte 45        | Rollings Rd   | EB                              | 1                        | 12                         | 5                           | 60                        | 7                         | 7                           |                              |                             |
| Rte 45        | Rollings Rd   | EB                              | 1                        | 12                         | 4                           | 48                        | 5                         | 5                           |                              |                             |
| Rte 45        | Rollings Rd   | EB                              | 2                        | 12                         | 6                           | 72                        | 8                         | 8                           |                              |                             |
| Rte 45        | Rollings Rd   | EB                              | 2                        | 12                         | 4                           | 48                        | 5                         | 5                           |                              |                             |
| Rte 45        | Rollings Rd   | EB                              | 2                        | 12                         | 4                           | 48                        | 5                         | 5                           |                              |                             |
| Rte 45        | Rollings Rd   | EB                              | 1                        | 12                         | 4                           | 48                        | 5                         | 5                           |                              |                             |
| Rte 45        | Rollings Rd   | EB                              | 2                        | 12                         | 6                           | 72                        | 8                         | 8                           |                              |                             |
| Rte 45        | Rollings Rd   | EB                              | 2                        | 12                         | 4                           | 48                        | 5                         | 5                           |                              |                             |
| Rte 45        | Rollings Rd   | EB                              | 2                        | 12                         | 4                           | 48                        | 5                         | 5                           |                              |                             |
| Rte 45        | Rollings Rd   | EB                              | 2                        | 12                         | 4                           | 48                        | 5                         | 5                           |                              |                             |
| Rte 45        | Rollings Rd   | EB                              | 2                        | 12                         | 15                          | 180                       | 20                        |                             | 20                           |                             |
| Rte 45        | Rollings Rd   | EB                              | 1                        | 12                         | 10                          | 120                       | 13                        | 13                          |                              |                             |
| Rte 45        | Rollings Rd   | EB                              | 1                        | 12                         | 4                           | 48                        | 5                         | 5                           |                              |                             |
| Rte 45        | Rollings Rd   | EB                              | 1                        | 12                         | 12                          | 144                       | 16                        |                             | 16                           |                             |
| Rollings Rd   | Almond Rd     | EB                              | 2                        | 12                         | 25                          | 300                       | 33                        |                             |                              | 33                          |
| Rollings Rd   | Almond Rd     | EB                              | 2                        | 12                         | 4                           | 48                        | 5                         | 5                           |                              |                             |
| Rollings Rd   | Almond Rd     | EB                              | 1                        | 12                         | 4                           | 48                        | 5                         | 5                           |                              |                             |
| Rollings Rd   | Almond Rd     | EB                              | 1                        | 12                         | 4                           | 48                        | 5                         | 5                           |                              |                             |
| Rollings Rd   | Almond Rd     | EB                              | 1                        | 12                         | 4                           | 48                        | 5                         | 5                           |                              |                             |
| Rollings Rd   | Almond Rd     | EB                              | 2                        | 12                         | 4                           | 48                        | 5                         | 5                           |                              |                             |
| Rollings Rd   | Almond Rd     | EB                              | 1                        | 12                         | 6                           | 72                        | 8                         | 8                           |                              |                             |
| Rollings Rd   | Almond Rd     | EB                              | 2                        | 12                         | 6                           | 72                        | 8                         | 8                           |                              |                             |
| Rollings Rd   | Almond Rd     | EB                              | 1                        | 12                         | 4                           | 48                        | 5                         | 5                           |                              |                             |
| Rollings Rd   | Almond Rd     | EB                              | 1                        | 12                         | 4                           | 48                        | 5                         | 5                           |                              |                             |
| Rollings Rd   | Almond Rd     | EB                              | 1                        | 12                         | 4                           | 48                        | 5                         | 5                           |                              |                             |
| Rollings Rd   | Almond Rd     | EB                              | 1                        | 12                         | 6                           | 72                        | 8                         | 8                           |                              |                             |
| Rollings Rd   | Almond Rd     | EB                              | LT TL                    | 12                         | 6                           | 72                        | 8                         | 8                           |                              |                             |
| Rollings Rd   | Almond Rd     | EB                              | 2                        | 12                         | 4                           | 48                        | 5                         | 5                           |                              |                             |
| Rollings Rd   | Almond Rd     | EB                              | 2                        | 12                         | 4                           | 48                        | 5                         | 5                           |                              |                             |
| Rollings Rd   | Almond Rd     | EB                              | 1                        | 12                         | 8                           | 96                        | 11                        | 11                          |                              |                             |
| Rollings Rd   | Almond Rd     | EB                              | 2                        | 12                         | 4                           | 48                        | 5                         | 5                           |                              |                             |
| Almond Rd     | Brookside Dr. | EB                              | 1                        | 12                         | 4                           | 48                        | 5                         | 5                           |                              |                             |
| Almond Rd     | Brookside Dr. | EB                              | 1                        | 12                         | 4                           | 48                        | 5                         | 5                           |                              |                             |
| Almond Rd     | Brookside Dr. | EB                              | 2                        | 12                         | 4                           | 48                        | 5                         | 5                           |                              |                             |
| Almond Rd     | Brookside Dr. | EB                              | 1                        | 12                         | 4                           | 48                        | 5                         | 5                           |                              |                             |
| Almond Rd     | Brookside Dr. | EB                              | 1                        | 12                         | 4                           | 48                        | 5                         | 5                           |                              |                             |
| Almond Rd     | Brookside Dr. | EB                              | 1                        | 12                         | 4                           | 48                        | 5                         | 5                           |                              |                             |
| Almond Rd     | Brookside Dr. | EB                              | 1                        | 12                         | 4                           | 48                        | 5                         | 5                           |                              |                             |
| Almond Rd     | Brookside Dr. | EB                              | 1                        | 12                         | 4                           | 48                        | 5                         | 5                           |                              |                             |
| Almond Rd     | Brookside Dr. | EB                              | 1                        | 12                         | 4                           | 48                        | 5                         | 5                           |                              |                             |

CONTINUED ON THE NEXT SHEET

|                                  |                       |                              |           |   |                                     |           |    |        |                |         |        |                 |                       |                           |
|----------------------------------|-----------------------|------------------------------|-----------|---|-------------------------------------|-----------|----|--------|----------------|---------|--------|-----------------|-----------------------|---------------------------|
| FILE NAME =                      | USER NAME = wjgreendp | DESIGNED -                   | REVISED - | <b>STATE OF ILLINOIS<br/>DEPARTMENT OF TRANSPORTATION</b> | <b>PATCHING SCHEDULE<br/>IL 132</b> |           |    |        | F.A.P.<br>RTE. | SECTION | COUNTY | TOTAL<br>SHEETS | SHEET<br>NO.          |                           |
| c:\projects\136008\design_aa.dgn |                       | DRAWN -                      | REVISED - |   | SCALE:                              | SHEET NO. | OF | SHEETS | STA.           | TO STA. | VAR.   | 2008-009 PP     | LAKE                  | 35 16                     |
|                                  |                       | PLOT SCALE = 100.0000' / IN. | CHECKED - |   |                                     |           |    |        |                |         |        |                 | CONTRACT NO. 60E35    |                           |
|                                  |                       | PLOT DATE = 5/21/2008        | DATE -    |   |                                     |           |    |        |                |         |        |                 | FED. ROAD DIST. NO. 1 | ILLINOIS FED. AID PROJECT |

ROUTE: IL Rte 132 (US Rte 45 to I-94 Tollway)

| CROSS STREETS  |                          | DIRECTION<br>(EB/WB)<br>(NB/SB) | LANE<br>NO.<br>(1, 2, 3) | PAVEMENT<br>PATCH<br>WIDTH | PAVEMENT<br>PATCH<br>LENGTH | REPAIR<br>AREA<br>(SQ FT) | REPAIR<br>AREA<br>(SQ YD) | CLASS D<br>PATCH<br>TYPE II | CLASS D<br>PATCH<br>TYPE III | CLASS D<br>PATCH<br>TYPE IV |
|----------------|--------------------------|---------------------------------|--------------------------|----------------------------|-----------------------------|---------------------------|---------------------------|-----------------------------|------------------------------|-----------------------------|
| FROM           | TO                       |                                 |                          |                            |                             |                           |                           |                             |                              |                             |
| Almond Rd      | Brookside Dr.            | EB                              | 1                        | 12                         | 4                           | 48                        | 5                         | 5                           |                              |                             |
| Almond Rd      | Brookside Dr.            | EB                              | 1                        | 12                         | 4                           | 48                        | 5                         | 5                           |                              |                             |
| Almond Rd      | Brookside Dr.            | EB                              | 2                        | 12                         | 6                           | 72                        | 8                         | 8                           |                              |                             |
| Almond Rd      | Brookside Dr.            | EB                              | 2                        | 12                         | 4                           | 48                        | 5                         | 5                           |                              |                             |
| Almond Rd      | Brookside Dr.            | EB                              | 2                        | 12                         | 4                           | 48                        | 5                         | 5                           |                              |                             |
| Almond Rd      | Brookside Dr.            | EB                              | 2                        | 12                         | 4                           | 48                        | 5                         | 5                           |                              |                             |
| Brookside Dr   | Stonebrook               | EB                              | 1                        | 12                         | 6                           | 72                        | 8                         | 8                           |                              |                             |
| Brookside Dr   | Stonebrook               | EB                              | 2                        | 12                         | 12                          | 144                       | 16                        |                             | 16                           |                             |
| Brookside Dr   | Stonebrook               | EB                              | 2                        | 12                         | 6                           | 72                        | 8                         | 8                           |                              |                             |
| Brookside Dr   | Stonebrook               | EB                              | 2                        | 12                         | 6                           | 72                        | 8                         | 8                           |                              |                             |
| Brookside Dr   | Stonebrook               | EB                              | 1                        | 12                         | 12                          | 144                       | 16                        |                             | 16                           |                             |
| Brookside Dr   | Stonebrook               | EB                              | 2                        | 12                         | 18                          | 216                       | 24                        |                             | 24                           |                             |
| Brookside Dr   | Stonebrook               | EB                              | 2                        | 12                         | 6                           | 72                        | 8                         | 8                           |                              |                             |
| Brookside Dr   | Stonebrook               | EB                              | 2                        | 12                         | 6                           | 72                        | 8                         | 8                           |                              |                             |
| Brookside Dr   | Stonebrook               | EB                              | 2                        | 12                         | 6                           | 72                        | 8                         | 8                           |                              |                             |
| Brookside Dr   | Stonebrook               | EB                              | 1                        | 12                         | 4                           | 48                        | 5                         | 5                           |                              |                             |
| Brookside Dr   | Stonebrook               | EB                              | 1                        | 12                         | 4                           | 48                        | 5                         | 5                           |                              |                             |
| Brookside Dr   | Stonebrook               | EB                              | 2                        | 12                         | 6                           | 72                        | 8                         | 8                           |                              |                             |
| Brookside Dr   | Stonebrook               | EB                              | 2                        | 12                         | 10                          | 120                       | 13                        | 13                          |                              |                             |
| Brookside Dr   | Stonebrook               | EB                              | 1                        | 12                         | 4                           | 48                        | 5                         | 5                           |                              |                             |
| Brookside Dr   | Stonebrook               | EB                              | 2                        | 12                         | 4                           | 48                        | 5                         | 5                           |                              |                             |
| Brookside Dr   | Stonebrook               | EB                              | 1                        | 12                         | 6                           | 72                        | 8                         | 8                           |                              |                             |
| Brookside Dr   | Stonebrook               | EB                              | 2                        | 12                         | 12                          | 144                       | 16                        |                             | 16                           |                             |
| Stonebrook     | Mall Ent                 | EB                              | 2                        | 6                          | 18                          | 108                       | 12                        | 12                          |                              |                             |
| Stonebrook     | Mall Ent                 | EB                              | 1                        | 12                         | 4                           | 48                        | 5                         | 5                           |                              |                             |
| Stonebrook     | Mall Ent                 | EB                              | 1                        | 12                         | 4                           | 48                        | 5                         | 5                           |                              |                             |
| Stonebrook     | Mall Ent                 | EB                              | 1                        | 12                         | 4                           | 48                        | 5                         | 5                           |                              |                             |
| Stonebrook     | Mall Ent                 | EB                              | 2                        | 12                         | 4                           | 48                        | 5                         | 5                           |                              |                             |
| Stonebrook     | Mall Ent                 | EB                              | 3                        | 12                         | 4                           | 48                        | 5                         | 5                           |                              |                             |
| Mall Ent       | Hunt Club Rd             | EB                              | 3                        | 6                          | 24                          | 144                       | 16                        |                             | 16                           |                             |
| Mall Ent       | Hunt Club Rd             | EB                              | 3                        | 12                         | 6                           | 72                        | 8                         | 8                           |                              |                             |
| Mall Ent       | Hunt Club Rd             | EB                              | 2                        | 12                         | 6                           | 72                        | 8                         | 8                           |                              |                             |
| Mall Ent       | Hunt Club Rd             | EB                              | 1                        | 12                         | 10                          | 120                       | 13                        | 13                          |                              |                             |
| Mall Ent       | Hunt Club Rd             | EB                              | 1                        | 12                         | 4                           | 48                        | 5                         | 5                           |                              |                             |
| Mall Ent       | Hunt Club Rd             | EB                              | LT TL                    | 12                         | 25                          | 300                       | 33                        |                             |                              | 33                          |
| Mall Ent       | Hunt Club Rd             | EB                              | LT TL                    | 12                         | 20                          | 240                       | 27                        |                             |                              | 27                          |
| Mall Ent       | Hunt Club Rd             | EB                              | RT TL                    | 12                         | 4                           | 48                        | 5                         | 5                           |                              |                             |
| Mall Ent       | Hunt Club Rd             | EB                              | 2                        | 12                         | 30                          | 360                       | 40                        |                             |                              | 40                          |
| Hunt Club Rd   | Gurnee Mills Circle West | EB                              | 1                        | 12                         | 4                           | 48                        | 5                         | 5                           |                              |                             |
| Hunt Club Rd   | Gurnee Mills Circle West | EB                              | 2                        | 12                         | 6                           | 72                        | 8                         | 8                           |                              |                             |
| Hunt Club Rd   | Gurnee Mills Circle West | EB                              | 1                        | 12                         | 40                          | 480                       | 53                        |                             |                              | 53                          |
| Hunt Club Rd   | Gurnee Mills Circle West | EB                              | 1                        | 3                          | 30                          | 90                        | 10                        |                             |                              |                             |
| Hunt Club Rd   | Gurnee Mills Circle West | EB                              | 1                        | 12                         | 20                          | 240                       | 27                        |                             |                              | 27                          |
| Hunt Club Rd   | Gurnee Mills Circle West | EB                              | 1                        | 12                         | 20                          | 240                       | 27                        |                             |                              | 27                          |
| Hunt Club Rd   | Gurnee Mills Circle West | EB                              | 2                        | 12                         | 40                          | 480                       | 53                        |                             |                              | 53                          |
| Tri-state Pkwy | I94 Tollway              | EB                              | 2                        | 12                         | 12                          | 144                       | 16                        |                             | 16                           |                             |
| I94 Tollway    | Tri-State Pkwy           | WB                              | 4                        | 12                         | 4                           | 48                        | 5                         | 5                           |                              |                             |
| I94 Tollway    | Tri-State Pkwy           | WB                              | 1                        | 12                         | 4                           | 48                        | 5                         | 5                           |                              |                             |

CONTINUED ON THE NEXT SHEET

|   |                        |                              |           |   |                                     |           |    |        |                |         |        |                 |              |                    |
|---|------------------------|------------------------------|-----------|---|-------------------------------------|-----------|----|--------|----------------|---------|--------|-----------------|--------------|--------------------|
| FILE NAME =<br>c:\projects\dl36888\design_aa.dgn    | USER NAME = wilgreendp | DESIGNED -                   | REVISED - | <b>STATE OF ILLINOIS<br/>DEPARTMENT OF TRANSPORTATION</b> | <b>PATCHING SCHEDULE<br/>IL 132</b> |           |    |        | F.A.P.<br>RTE. | SECTION | COUNTY | TOTAL<br>SHEETS | SHEET<br>NO. |                    |
|   |                        | DRAWN -                      | REVISED - |   | SCALE:                              | SHEET NO. | OF | SHEETS | STA.           | TO STA. | VAR.   | 2008-009 PP     | LAKE         | 35 / 17            |
|   |                        | PLOT SCALE = 100.0000' / IN. | CHECKED - |   |                                     |           |    |        |                |         |        |                 |              |                    |
|   |                        | PLOT DATE = 5/21/2008        | DATE -    |   |                                     |           |    |        |                |         |        |                 |              | CONTRACT NO. 60E35 |
| FED. ROAD DIST. NO. 1   ILLINOIS   FED. AID PROJECT |                        |                              |           |   |                                     |           |    |        |                |         |        |                 |              |                    |

ROUTE: IL Rte 132 (US Rte 45 to I-94 Tollway)

| CROSS STREETS            |                          | DIRECTION<br>(EB/WB)<br>(NB/SB) | LANE<br>NO.<br>(1, 2, 3) | PAVEMENT<br>PATCH<br>WIDTH | PAVEMENT<br>PATCH<br>LENGTH | REPAIR<br>AREA<br>(SQ FT) | REPAIR<br>AREA<br>(SQ YD) | CLASS D<br>PATCH<br>TYPE II | CLASS D<br>PATCH<br>TYPE III | CLASS D<br>PATCH<br>TYPE IV |
|--------------------------|--------------------------|---------------------------------|--------------------------|----------------------------|-----------------------------|---------------------------|---------------------------|-----------------------------|------------------------------|-----------------------------|
| FROM                     | TO                       |                                 |                          |                            |                             |                           |                           |                             |                              |                             |
| Tri-State Pkwy           | Gurnee Mills Circle East | WB                              | 3                        | 12                         | 4                           | 48                        | 5                         | 5                           |                              |                             |
| Tri-State Pkwy           | Gurnee Mills Circle East | WB                              | 3                        | 12                         | 4                           | 48                        | 5                         | 5                           |                              |                             |
| Gurnee Mills Circle East | Gurnee Mills Circle West | WB                              | 3                        | 12                         | 6                           | 72                        | 8                         | 8                           |                              |                             |
| Gurnee Mills Circle East | Gurnee Mills Circle West | WB                              | 2                        | 12                         | 6                           | 72                        | 8                         | 8                           |                              |                             |
| Gurnee Mills Circle East | Gurnee Mills Circle West | WB                              | 3                        | 12                         | 6                           | 72                        | 8                         | 8                           |                              |                             |
| Gurnee Mills Circle East | Gurnee Mills Circle West | WB                              | 2                        | 12                         | 6                           | 72                        | 8                         | 8                           |                              |                             |
| Gurnee Mills Circle East | Gurnee Mills Circle West | WB                              | 3                        | 12                         | 4                           | 48                        | 5                         | 5                           |                              |                             |
| Gurnee Mills Circle East | Gurnee Mills Circle West | WB                              | 3                        | 12                         | 4                           | 48                        | 5                         | 5                           |                              |                             |
| Gurnee Mills Circle East | Gurnee Mills Circle West | WB                              | RT TL                    | 6                          | 20                          | 120                       | 13                        | 13                          |                              |                             |
| Gurnee Mills Circle West | Hunt Club Rd             | WB                              | 1                        | 12                         | 4                           | 48                        | 5                         | 5                           |                              |                             |
| Gurnee Mills Circle West | Hunt Club Rd             | WB                              | 3                        | 12                         | 6                           | 72                        | 8                         | 8                           |                              |                             |
| Gurnee Mills Circle West | Hunt Club Rd             | WB                              | 3                        | 12                         | 26                          | 312                       | 35                        |                             |                              | 35                          |
| Gurnee Mills Circle West | Hunt Club Rd             | WB                              | 3                        | 12                         | 12                          | 144                       | 16                        |                             | 16                           |                             |
| Gurnee Mills Circle West | Hunt Club Rd             | WB                              | 2                        | 12                         | 25                          | 300                       | 33                        |                             |                              | 33                          |
| Gurnee Mills Circle West | Hunt Club Rd             | WB                              | 3                        | 12                         | 15                          | 180                       | 20                        |                             | 20                           |                             |
| Gurnee Mills Circle West | Hunt Club Rd             | WB                              | 3                        | 12                         | 20                          | 240                       | 27                        |                             |                              | 27                          |
| Hunt Club Rd             | Mall Ent                 | WB                              | 3                        | 12                         | 20                          | 240                       | 27                        |                             |                              | 27                          |
| Hunt Club Rd             | Mall Ent                 | WB                              | 1                        | 12                         | 4                           | 48                        | 5                         | 5                           |                              |                             |
| Hunt Club Rd             | Mall Ent                 | WB                              | 1                        | 12                         | 25                          | 300                       | 33                        |                             |                              | 33                          |
| Mall Ent                 | Stonebrook Dr.           | WB                              | 1                        | 12                         | 30                          | 360                       | 40                        |                             |                              | 40                          |
| Mall Ent                 | Stonebrook Dr.           | WB                              | 2                        | 12                         | 30                          | 360                       | 40                        |                             |                              | 40                          |
| Mall Ent                 | Stonebrook Dr.           | WB                              | 2                        | 6                          | 25                          | 150                       | 17                        |                             | 17                           |                             |
| Mall Ent                 | Stonebrook Dr.           | WB                              | 3                        | 12                         | 4                           | 48                        | 5                         | 5                           |                              |                             |
| Mall Ent                 | Stonebrook Dr.           | WB                              | 1                        | 12                         | 20                          | 240                       | 27                        |                             |                              | 27                          |
| Mall Ent                 | Stonebrook Dr.           | WB                              | 2                        | 12                         | 12                          | 144                       | 16                        |                             | 16                           |                             |
| Mall Ent                 | Stonebrook Dr.           | WB                              | 1                        | 12                         | 12                          | 144                       | 16                        |                             | 16                           |                             |
| Mall Ent                 | Stonebrook Dr.           | WB                              | 1                        | 12                         | 12                          | 144                       | 16                        |                             | 16                           |                             |
| Mall Ent                 | Stonebrook Dr.           | WB                              | 2                        | 12                         | 12                          | 144                       | 16                        |                             | 16                           |                             |
| Mall Ent                 | Stonebrook Dr.           | WB                              | 1                        | 12                         | 4                           | 48                        | 5                         | 5                           |                              |                             |
| Mall Ent                 | Stonebrook Dr.           | WB                              | 2                        | 12                         | 4                           | 48                        | 5                         | 5                           |                              |                             |
| Mall Ent                 | Stonebrook Dr.           | WB                              | 2                        | 12                         | 6                           | 72                        | 8                         | 8                           |                              |                             |
| Mall Ent                 | Stonebrook Dr.           | WB                              | 1                        | 12                         | 4                           | 48                        | 5                         | 5                           |                              |                             |
| Mall Ent                 | Stonebrook Dr.           | WB                              | 2                        | 12                         | 4                           | 48                        | 5                         | 5                           |                              |                             |
| Mall Ent                 | Stonebrook Dr.           | WB                              | 2                        | 12                         | 25                          | 300                       | 33                        |                             |                              | 33                          |
| Mall Ent                 | Stonebrook Dr.           | WB                              | 2                        | 12                         | 4                           | 48                        | 5                         | 5                           |                              |                             |
| Stonebrook Dr.           | Brookside Dr             | WB                              | 1                        | 12                         | 6                           | 72                        | 8                         | 8                           |                              |                             |
| Stonebrook Dr.           | Brookside Dr             | WB                              | 3                        | 12                         | 4                           | 48                        | 5                         | 5                           |                              |                             |
| Stonebrook Dr.           | Brookside Dr             | WB                              | 3                        | 12                         | 4                           | 48                        | 5                         | 5                           |                              |                             |
| Stonebrook Dr.           | Brookside Dr             | WB                              | 3                        | 12                         | 4                           | 48                        | 5                         | 5                           |                              |                             |
| Stonebrook Dr.           | Brookside Dr             | WB                              | 1                        | 12                         | 4                           | 48                        | 5                         | 5                           |                              |                             |
| Stonebrook Dr.           | Brookside Dr             | WB                              | 2                        | 12                         | 4                           | 48                        | 5                         | 5                           |                              |                             |
| Stonebrook Dr.           | Brookside Dr             | WB                              | 2                        | 12                         | 4                           | 48                        | 5                         | 5                           |                              |                             |
| Stonebrook Dr.           | Brookside Dr             | WB                              | 2                        | 12                         | 4                           | 48                        | 5                         | 5                           |                              |                             |
| Stonebrook Dr.           | Brookside Dr             | WB                              | 2                        | 12                         | 4                           | 48                        | 5                         | 5                           |                              |                             |
| Stonebrook Dr.           | Brookside Dr             | WB                              | 3                        | 12                         | 4                           | 48                        | 5                         | 5                           |                              |                             |
| Stonebrook Dr.           | Brookside Dr             | WB                              | 3                        | 12                         | 4                           | 48                        | 5                         | 5                           |                              |                             |
| Brookside Dr             | Bridlewood Ave.          | WB                              | 1                        | 6                          | 20                          | 120                       | 13                        | 13                          |                              |                             |
| Brookside Dr             | Bridlewood Ave.          | WB                              | 2                        | 12                         | 4                           | 48                        | 5                         | 5                           |                              |                             |
| Brookside Dr             | Bridlewood Ave.          | WB                              | 2                        | 12                         | 4                           | 48                        | 5                         | 5                           |                              |                             |

CONTINUED ON THE NEXT SHEET

|  |                        |            |           |   |   |           |    |        |                        |                        |                    |                       |                    |
|--|------------------------|------------|-----------|---|---|-----------|----|--------|------------------------|------------------------|--------------------|-----------------------|--------------------|
| FILE NAME =<br>c:\projects\dl36008\design_aa.dgn | USER NAME = wilgreendp | DESIGNED - | REVISED - | <b>STATE OF ILLINOIS<br/>DEPARTMENT OF TRANSPORTATION</b> | <b>PATCHING SCHEDULE<br/>IL 132</b>                 |           |    |        | F.A.P.<br>RTE.<br>VAR. | SECTION<br>2008-009 PP | COUNTY<br>LAKE     | TOTAL<br>SHEETS<br>35 | SHEET<br>NO.<br>18 |
| PLOT SCALE = 100.0000' / IN.                     | CHECKED -              | REVISED -  | REVISED - |   | SCALE:  | SHEET NO. | OF | SHEETS | STA.                   | TO STA.                | CONTRACT NO. 60E35 |                       |                    |
| PLOT DATE = 5/21/2008                            | DATE -                 | REVISED -  | REVISED - |   | FED. ROAD DIST. NO. 1   ILLINOIS   FED. AID PROJECT |           |    |        |                        |                        |                    |                       |                    |
|  |                        |            |           |   |   |           |    |        |                        |                        |                    |                       |                    |



ROUTE: IL Rte 132 (US Rte 45 to I-94 Tollway)

| CROSS STREETS   |                 | DIRECTION<br>(EB/WB)<br>(NB/SB) | LANE<br>NO.<br>(1, 2, 3) | PAVEMENT<br>PATCH<br>WIDTH | PAVEMENT<br>PATCH<br>LENGTH | REPAIR<br>AREA<br>(SQ FT) | REPAIR<br>AREA<br>(SQ YD) | CLASS D<br>PATCH<br>TYPE II | CLASS D<br>PATCH<br>TYPE III | CLASS D<br>PATCH<br>TYPE IV |
|-----------------|-----------------|---------------------------------|--------------------------|----------------------------|-----------------------------|---------------------------|---------------------------|-----------------------------|------------------------------|-----------------------------|
| FROM            | TO              |                                 |                          |                            |                             |                           |                           |                             |                              |                             |
| Brookside Dr    | Bridlewood Ave. | WB                              | 2                        | 12                         | 4                           | 48                        | 5                         | 5                           |                              |                             |
| Brookside Dr    | Bridlewood Ave. | WB                              | 1                        | 12                         | 4                           | 48                        | 5                         | 5                           |                              |                             |
| Brookside Dr    | Bridlewood Ave. | WB                              | 1                        | 12                         | 4                           | 48                        | 5                         | 5                           |                              |                             |
| Bridlewood Ave. | Hutchins Rd     | WB                              | 1                        | 12                         | 4                           | 48                        | 5                         | 5                           |                              |                             |
| Bridlewood Ave. | Hutchins Rd     | WB                              | 1                        | 12                         | 4                           | 48                        | 5                         | 5                           |                              |                             |
| Bridlewood Ave. | Hutchins Rd     | WB                              | 1                        | 12                         | 12                          | 144                       | 16                        |                             | 16                           |                             |
| Bridlewood Ave. | Hutchins Rd     | WB                              | 2                        | 12                         | 20                          | 240                       | 27                        |                             |                              | 27                          |
| Bridlewood Ave. | Hutchins Rd     | WB                              | 1                        | 12                         | 6                           | 72                        | 8                         | 8                           |                              |                             |
| Bridlewood Ave. | Hutchins Rd     | WB                              | 1                        | 12                         | 4                           | 48                        | 5                         | 5                           |                              |                             |
| Bridlewood Ave. | Hutchins Rd     | WB                              | 2                        | 12                         | 4                           | 48                        | 5                         | 5                           |                              |                             |
| Bridlewood Ave. | Hutchins Rd     | WB                              | LT TL                    | 12                         | 4                           | 48                        | 5                         | 5                           |                              |                             |
| Bridlewood Ave. | Hutchins Rd     | WB                              | LT TL                    | 12                         | 4                           | 48                        | 5                         | 5                           |                              |                             |
| Bridlewood Ave. | Hutchins Rd     | WB                              | LT TL                    | 12                         | 4                           | 48                        | 5                         | 5                           |                              |                             |
| Hutchins Rd     | Grandwood Dr    | WB                              | 1                        | 12                         | 4                           | 48                        | 5                         | 5                           |                              |                             |
| Hutchins Rd     | Grandwood Dr    | WB                              | 1                        | 12                         | 4                           | 48                        | 5                         | 5                           |                              |                             |
| Hutchins Rd     | Grandwood Dr    | WB                              | 1                        | 12                         | 4                           | 48                        | 5                         | 5                           |                              |                             |
| Hutchins Rd     | Grandwood Dr    | WB                              | 1                        | 6                          | 12                          | 72                        | 8                         | 8                           |                              |                             |
| Hutchins Rd     | Grandwood Dr    | WB                              | 2                        | 6                          | 20                          | 120                       | 13                        | 13                          |                              |                             |
| Hutchins Rd     | Grandwood Dr    | WB                              | 2                        | 8                          | 35                          | 280                       | 31                        |                             |                              | 31                          |
| Hutchins Rd     | Grandwood Dr    | WB                              | 1                        | 6                          | 12                          | 72                        | 8                         | 8                           |                              |                             |
| Hutchins Rd     | Grandwood Dr    | WB                              | 1                        | 6                          | 12                          | 72                        | 8                         | 8                           |                              |                             |
| Hutchins Rd     | Grandwood Dr    | WB                              | 2                        | 6                          | 12                          | 72                        | 8                         | 8                           |                              |                             |
| Hutchins Rd     | Grandwood Dr    | WB                              | 2                        | 6                          | 12                          | 72                        | 8                         | 8                           |                              |                             |
| Hutchins Rd     | Grandwood Dr    | WB                              | 1                        | 12                         | 4                           | 48                        | 5                         | 5                           |                              |                             |
| Hutchins Rd     | Grandwood Dr    | WB                              | 1                        | 12                         | 4                           | 48                        | 5                         | 5                           |                              |                             |
| Hutchins Rd     | Grandwood Dr    | WB                              | 1                        | 12                         | 3                           | 36                        | 4                         | 4                           |                              |                             |
| Hutchins Rd     | Grandwood Dr    | WB                              | RT TL                    | 12                         | 4                           | 48                        | 5                         | 5                           |                              |                             |
| Grandwood Dr    | Oakwood Dr      | WB                              | 2                        | 6                          | 10                          | 60                        | 7                         | 7                           |                              |                             |
| Grandwood Dr    | Oakwood Dr      | WB                              | 2                        | 12                         | 12                          | 144                       | 16                        |                             | 16                           |                             |
| Oakwood Dr      | Rte 50          | WB                              | 1                        | 12                         | 6                           | 72                        | 8                         | 8                           |                              |                             |
| Oakwood Dr      | Rte 55          | WB                              | 2                        | 12                         | 4                           | 48                        | 5                         | 5                           |                              |                             |
| Oakwood Dr      | Rte 56          | WB                              | 1                        | 12                         | 6                           | 72                        | 8                         | 8                           |                              |                             |
| Oakwood Dr      | Rte 57          | WB                              | 2                        | 12                         | 6                           | 72                        | 8                         | 8                           |                              |                             |
| Oakwood Dr      | Rte 61          | WB                              | LT TL                    | 12                         | 25                          | 300                       | 33                        |                             |                              | 33                          |
| Oakwood Dr      | Rte 62          | WB                              | LT TL                    | 4                          | 12                          | 48                        | 5                         | 5                           |                              |                             |

TOTALS:

939 SY      289 SY      679 SY

...projects\132\132008\design\_aa.dgn 5/21/2008 11:06:15 AM User=wlgreendp

ROUTE: IL RTE 137 (IL 83 TO IL RTE 21)

| CROSS STREETS |            | DIRECTION<br>(EB/WB)<br>(NB/SB) | LANE<br>NO.<br>(1, 2, 3) | PAVEMENT<br>PATCH<br>WIDTH | PAVEMENT<br>PATCH<br>LENGTH | REPAIR<br>AREA<br>(SQ FT) | REPAIR<br>AREA<br>(SQ YD) | CLASS D<br>PATCH<br>TYPE II | CLASS D<br>PATCH<br>TYPE III | CLASS D<br>PATCH<br>TYPE IV |
|---------------|------------|---------------------------------|--------------------------|----------------------------|-----------------------------|---------------------------|---------------------------|-----------------------------|------------------------------|-----------------------------|
| FROM          | TO         |                                 |                          |                            |                             |                           |                           |                             |                              |                             |
| IL 83         |            | EB                              | 1                        | 12                         | 4                           | 48                        | 5                         | 5                           |                              |                             |
|               |            | EB                              | 1                        | 12                         | 6                           | 72                        | 8                         | 8                           |                              |                             |
|               |            | WB                              | 1                        | 12                         | 6                           | 72                        | 8                         | 8                           |                              |                             |
|               | CASEY ROAD |                                 |                          |                            |                             |                           |                           |                             |                              |                             |
| CASEY ROAD    |            | EB                              | 1                        | 12                         | 4                           | 48                        | 5                         | 5                           |                              |                             |
|               |            | EB                              | 1                        | 12                         | 4                           | 48                        | 5                         | 5                           |                              |                             |
|               |            | EB                              | 1                        | 12                         | 4                           | 48                        | 5                         | 5                           |                              |                             |
|               |            | EB                              | 1                        | 12                         | 6                           | 72                        | 8                         | 8                           |                              |                             |
|               |            | EB                              | 1                        | 12                         | 6                           | 72                        | 8                         | 8                           |                              |                             |
|               |            | EB                              | 1                        | 12                         | 6                           | 72                        | 8                         | 8                           |                              |                             |
|               |            | EB                              | 1                        | 12                         | 6                           | 72                        | 8                         | 8                           |                              |                             |
|               |            | EB                              | 1                        | 12                         | 6                           | 72                        | 8                         | 8                           |                              |                             |
|               |            | EB                              | 1                        | 12                         | 6                           | 72                        | 8                         | 8                           |                              |                             |
|               |            | EB                              | 1                        | 12                         | 6                           | 72                        | 8                         | 8                           |                              |                             |
|               |            | EB                              | 1                        | 12                         | 6                           | 72                        | 8                         | 8                           |                              |                             |
|               |            | EB                              | 1                        | 12                         | 6                           | 72                        | 8                         | 8                           |                              |                             |
|               |            | EB                              | 1                        | 12                         | 6                           | 72                        | 8                         | 8                           |                              |                             |
|               |            | EB                              | 1                        | 12                         | 6                           | 72                        | 8                         | 8                           |                              |                             |
|               |            | EB                              | 1                        | 12                         | 6                           | 72                        | 8                         | 8                           |                              |                             |
|               |            | EB                              | 1                        | 12                         | 6                           | 72                        | 8                         | 8                           |                              |                             |
|               |            | EB                              | 1                        | 12                         | 6                           | 72                        | 8                         | 8                           |                              |                             |
|               |            | EB                              | 1                        | 12                         | 6                           | 72                        | 8                         | 8                           |                              |                             |
|               |            | EB                              | 1                        | 12                         | 6                           | 72                        | 8                         | 8                           |                              |                             |
|               |            | EB                              | 1                        | 12                         | 6                           | 72                        | 8                         | 8                           |                              |                             |
|               |            | EB                              | 1                        | 12                         | 6                           | 72                        | 8                         | 8                           |                              |                             |
|               |            | EB                              | 1                        | 12                         | 6                           | 72                        | 8                         | 8                           |                              |                             |
|               |            | EB                              | 1                        | 12                         | 6                           | 72                        | 8                         | 8                           |                              |                             |
|               |            | EB                              | 1                        | 12                         | 6                           | 72                        | 8                         | 8                           |                              |                             |
|               |            | EB                              | 1                        | 12                         | 6                           | 72                        | 8                         | 8                           |                              |                             |
|               |            | EB                              | 1                        | 12                         | 10                          | 120                       | 13                        | 13                          |                              |                             |
|               |            | EB                              | 1                        | 12                         | 10                          | 120                       | 13                        | 13                          |                              |                             |
|               |            | EB                              | 1                        | 12                         | 10                          | 120                       | 13                        | 13                          |                              |                             |
|               |            | EB                              | 1                        | 12                         | 10                          | 120                       | 13                        | 13                          |                              |                             |
|               |            | EB                              | 1                        | 12                         | 10                          | 120                       | 13                        | 13                          |                              |                             |
|               |            | EB                              | 1                        | 12                         | 10                          | 120                       | 13                        | 13                          |                              |                             |
|               |            | EB                              | 1                        | 12                         | 10                          | 120                       | 13                        | 13                          |                              |                             |
|               |            | EB                              | 1                        | 12                         | 10                          | 120                       | 13                        | 13                          |                              |                             |
|               |            | EB                              | 1                        | 12                         | 10                          | 120                       | 13                        | 13                          |                              |                             |
|               |            | EB                              | 2                        | 12                         | 4                           | 48                        | 5                         | 5                           |                              |                             |
|               |            | EB                              | 2                        | 12                         | 4                           | 48                        | 5                         | 5                           |                              |                             |
|               |            | EB                              | 2                        | 12                         | 4                           | 48                        | 5                         | 5                           |                              |                             |
|               |            | EB                              | 2                        | 12                         | 6                           | 72                        | 8                         | 8                           |                              |                             |
|               |            | EB                              | 2                        | 12                         | 6                           | 72                        | 8                         | 8                           |                              |                             |
|               |            | EB                              | 2                        | 12                         | 6                           | 72                        | 8                         | 8                           |                              |                             |
|               |            | EB                              | 2                        | 12                         | 6                           | 72                        | 8                         | 8                           |                              |                             |
|               |            | EB                              | 2                        | 12                         | 6                           | 72                        | 8                         | 8                           |                              |                             |
|               |            | EB                              | 2                        | 12                         | 6                           | 72                        | 8                         | 8                           |                              |                             |
|               |            | EB                              | 2                        | 12                         | 6                           | 72                        | 8                         | 8                           |                              |                             |
|               |            | EB                              | 2                        | 12                         | 6                           | 72                        | 8                         | 8                           |                              |                             |
|               |            | EB                              | 2                        | 12                         | 6                           | 72                        | 8                         | 8                           |                              |                             |
|               |            | EB                              | 2                        | 12                         | 6                           | 72                        | 8                         | 8                           |                              |                             |
|               |            | EB                              | 2                        | 12                         | 10                          | 120                       | 13                        | 13                          |                              |                             |
|               |            | WB                              | 1                        | 12                         | 4                           | 48                        | 5                         | 5                           |                              |                             |
|               |            | WB                              | 1                        | 12                         | 4                           | 48                        | 5                         | 5                           |                              |                             |
|               |            | WB                              | 1                        | 12                         | 4                           | 48                        | 5                         | 5                           |                              |                             |
|               |            | WB                              | 1                        | 12                         | 6                           | 72                        | 8                         | 8                           |                              |                             |
|               |            | WB                              | 1                        | 12                         | 6                           | 72                        | 8                         | 8                           |                              |                             |
|               |            | WB                              | 1                        | 12                         | 6                           | 72                        | 8                         | 8                           |                              |                             |
|               |            | WB                              | 1                        | 12                         | 6                           | 72                        | 8                         | 8                           |                              |                             |
|               |            | WB                              | 1                        | 12                         | 6                           | 72                        | 8                         | 8                           |                              |                             |
|               |            | WB                              | 1                        | 12                         | 6                           | 72                        | 8                         | 8                           |                              |                             |
|               |            | WB                              | 1                        | 12                         | 6                           | 72                        | 8                         | 8                           |                              |                             |
|               |            | WB                              | 1                        | 12                         | 6                           | 72                        | 8                         | 8                           |                              |                             |

CONTINUED ON THE NEXT SHEET

...projects\136008\design\_aa.dgn 5/21/2008 11:02:42 AM User=wilgreendp



ROUTE: IL RTE 137 (IL. 83 TO IL RTE 21)

| CROSS STREETS |                  | DIRECTION<br>(EB/WB)<br>(NB/SB) | LANE<br>NO.<br>(1, 2, 3) | PAVEMENT<br>PATCH<br>WIDTH | PAVEMENT<br>PATCH<br>LENGTH | REPAIR<br>AREA<br>(SQ FT) | REPAIR<br>AREA<br>(SQ YD) | CLASS D<br>PATCH<br>TYPE II | CLASS D<br>PATCH<br>TYPE III | CLASS D<br>PATCH<br>TYPE IV |
|---------------|------------------|---------------------------------|--------------------------|----------------------------|-----------------------------|---------------------------|---------------------------|-----------------------------|------------------------------|-----------------------------|
| FROM          | TO               |                                 |                          |                            |                             |                           |                           |                             |                              |                             |
|               |                  | WB                              | 1                        | 12                         | 6                           | 72                        | 8                         | 8                           |                              |                             |
|               |                  | WB                              | 1                        | 12                         | 6                           | 72                        | 8                         | 8                           |                              |                             |
|               |                  | WB                              | 1                        | 12                         | 6                           | 72                        | 8                         | 8                           |                              |                             |
|               |                  | WB                              | 1                        | 12                         | 6                           | 72                        | 8                         | 8                           |                              |                             |
|               |                  | WB                              | 1                        | 12                         | 6                           | 72                        | 8                         | 8                           |                              |                             |
|               |                  | WB                              | 1                        | 12                         | 6                           | 72                        | 8                         | 8                           |                              |                             |
|               |                  | WB                              | 1                        | 12                         | 6                           | 72                        | 8                         | 8                           |                              |                             |
|               |                  | WB                              | 1                        | 12                         | 6                           | 72                        | 8                         | 8                           |                              |                             |
|               |                  | WB                              | 1                        | 12                         | 6                           | 72                        | 8                         | 8                           |                              |                             |
|               |                  | WB                              | 1                        | 12                         | 6                           | 72                        | 8                         | 8                           |                              |                             |
|               |                  | WB                              | 1                        | 12                         | 6                           | 72                        | 8                         | 8                           |                              |                             |
|               |                  | WB                              | 1                        | 12                         | 6                           | 72                        | 8                         | 8                           |                              |                             |
|               |                  | WB                              | 1                        | 12                         | 6                           | 72                        | 8                         | 8                           |                              |                             |
|               |                  | WB                              | 1                        | 12                         | 6                           | 72                        | 8                         | 8                           |                              |                             |
|               |                  | WB                              | 1                        | 12                         | 6                           | 72                        | 8                         | 8                           |                              |                             |
|               |                  | WB                              | 1                        | 12                         | 6                           | 72                        | 8                         | 8                           |                              |                             |
|               |                  | WB                              | 1                        | 12                         | 6                           | 72                        | 8                         | 8                           |                              |                             |
|               |                  | WB                              | 1                        | 12                         | 6                           | 72                        | 8                         | 8                           |                              |                             |
|               |                  | WB                              | 1                        | 12                         | 6                           | 72                        | 8                         | 8                           |                              |                             |
|               |                  | WB                              | 1                        | 12                         | 6                           | 72                        | 8                         | 8                           |                              |                             |
|               |                  | WB                              | 1                        | 12                         | 6                           | 72                        | 8                         | 8                           |                              |                             |
|               |                  | WB                              | 1                        | 12                         | 6                           | 72                        | 8                         | 8                           |                              |                             |
|               |                  | WB                              | 1                        | 12                         | 6                           | 72                        | 8                         | 8                           |                              |                             |
|               |                  | WB                              | 1                        | 12                         | 6                           | 72                        | 8                         | 8                           |                              |                             |
|               |                  | WB                              | 1                        | 12                         | 6                           | 72                        | 8                         | 8                           |                              |                             |
|               |                  | WB                              | 1                        | 12                         | 10                          | 120                       | 13                        | 13                          |                              |                             |
|               |                  | WB                              | 1                        | 12                         | 10                          | 120                       | 13                        | 13                          |                              |                             |
|               |                  | WB                              | 1                        | 12                         | 10                          | 120                       | 13                        | 13                          |                              |                             |
|               |                  | WB                              | 1                        | 12                         | 10                          | 120                       | 13                        | 13                          |                              |                             |
|               |                  | WB                              | 1                        | 12                         | 10                          | 120                       | 13                        | 13                          |                              |                             |
|               |                  | WB                              | 1                        | 12                         | 10                          | 120                       | 13                        | 13                          |                              |                             |
|               |                  | WB                              | 2                        | 12                         | 6                           | 72                        | 8                         | 8                           |                              |                             |
|               |                  | WB                              | 2                        | 12                         | 6                           | 72                        | 8                         | 8                           |                              |                             |
|               |                  | WB                              | 2                        | 12                         | 6                           | 72                        | 8                         | 8                           |                              |                             |
|               |                  | WB                              | 2                        | 12                         | 6                           | 72                        | 8                         | 8                           |                              |                             |
|               |                  | WB                              | 2                        | 12                         | 6                           | 72                        | 8                         | 8                           |                              |                             |
|               |                  | WB                              | 2                        | 12                         | 6                           | 72                        | 8                         | 8                           |                              |                             |
|               |                  | WB                              | 2                        | 12                         | 6                           | 72                        | 8                         | 8                           |                              |                             |
|               |                  | WB                              | 2                        | 12                         | 6                           | 72                        | 8                         | 8                           |                              |                             |
|               |                  | WB                              | 2                        | 12                         | 6                           | 72                        | 8                         | 8                           |                              |                             |
|               |                  | WB                              | 2                        | 12                         | 6                           | 72                        | 8                         | 8                           |                              |                             |
|               |                  | WB                              | 2                        | 12                         | 6                           | 72                        | 8                         | 8                           |                              |                             |
|               |                  | WB                              | 2                        | 12                         | 6                           | 72                        | 8                         | 8                           |                              |                             |
|               |                  | WB                              | 2                        | 12                         | 6                           | 72                        | 8                         | 8                           |                              |                             |
|               |                  | WB                              | 2                        | 12                         | 6                           | 72                        | 8                         | 8                           |                              |                             |
|               |                  | WB                              | 2                        | 12                         | 6                           | 72                        | 8                         | 8                           |                              |                             |
|               |                  | WB                              | 2                        | 12                         | 6                           | 72                        | 8                         | 8                           |                              |                             |
|               |                  | WB                              | 2                        | 12                         | 6                           | 72                        | 8                         | 8                           |                              |                             |
|               |                  | WB                              | 2                        | 12                         | 6                           | 72                        | 8                         | 8                           |                              |                             |
|               |                  | WB                              | 2                        | 12                         | 10                          | 120                       | 13                        | 13                          |                              |                             |
|               |                  | WB                              | 2                        | 12                         | 10                          | 120                       | 13                        | 13                          |                              |                             |
|               |                  | WB                              | 2                        | 12                         | 10                          | 120                       | 13                        | 13                          |                              |                             |
|               |                  | WB                              | 2                        | 12                         | 10                          | 120                       | 13                        | 13                          |                              |                             |
|               |                  | WB                              | 2                        | 12                         | 10                          | 120                       | 13                        | 13                          |                              |                             |
|               |                  | WB                              | 2                        | 12                         | 10                          | 120                       | 13                        | 13                          |                              |                             |
|               |                  | WB                              | 2                        | 12                         | 10                          | 120                       | 13                        | 13                          |                              |                             |
|               | BUTTERFIELD ROAD |                                 |                          |                            |                             |                           |                           |                             |                              |                             |

CONTINUED ON THE NEXT SHEET

|  |                        |            |           |   |   |           |    |                  |         |         |              |           |       |
|--|------------------------|------------|-----------|---|---|-----------|----|------------------|---------|---------|--------------|-----------|-------|
| FILE NAME = c:\projects\dl136008\design_aa.dgn | USER NAME = wilgreendp | DESIGNED - | REVISED - | <b>STATE OF ILLINOIS<br/>DEPARTMENT OF TRANSPORTATION</b> | <b>PATCHING SCHEDULE<br/>IL 137</b>             |           |    | F.A.P. RTE. VAR. | SECTION | COUNTY  | TOTAL SHEETS | SHEET NO. |       |
|  |                        | DRAWN -    | REVISED - |   | SCALE:  | SHEET NO. | OF | SHEETS           | STA.    | TO STA. | 2008-009 PP  | LAKE      | 35 21 |
|  |                        | CHECKED -  | REVISED - |   | CONTRACT NO. 60E35                              |           |    |                  |         |         |              |           |       |
|  |                        | DATE -     | REVISED - |   | FED. ROAD DIST. NO. 1 ILLINOIS FED. AID PROJECT |           |    |                  |         |         |              |           |       |

...projects\dl136008\design\_aa.dgn 5/21/2008 11:03:00 AM User=wilgreendp



ROUTE: IL. RTE 137 (IL. 83 TO IL RTE 21)

| CROSS STREETS |    | DIRECTION<br>(EB/WB)<br>(NB/SB) | LANE<br>NO.<br>(1, 2, 3) | PAVEMENT<br>PATCH<br>WIDTH | PAVEMENT<br>PATCH<br>LENGTH | REPAIR<br>AREA<br>(SQ FT) | REPAIR<br>AREA<br>(SQ YD) | CLASS D<br>PATCH<br>TYPE II | CLASS D<br>PATCH<br>TYPE III | CLASS D<br>PATCH<br>TYPE IV |
|---------------|----|---------------------------------|--------------------------|----------------------------|-----------------------------|---------------------------|---------------------------|-----------------------------|------------------------------|-----------------------------|
| FROM          | TO |                                 |                          |                            |                             |                           |                           |                             |                              |                             |
|               |    | EB                              | 1                        | 12                         | 6                           | 72                        | 8                         | 8                           |                              |                             |
|               |    | EB                              | 1                        | 12                         | 6                           | 72                        | 8                         | 8                           |                              |                             |
|               |    | EB                              | 1                        | 12                         | 6                           | 72                        | 8                         | 8                           |                              |                             |
|               |    | EB                              | 1                        | 12                         | 6                           | 72                        | 8                         | 8                           |                              |                             |
|               |    | EB                              | 1                        | 12                         | 6                           | 72                        | 8                         | 8                           |                              |                             |
|               |    | EB                              | 1                        | 12                         | 6                           | 72                        | 8                         | 8                           |                              |                             |
|               |    | EB                              | 1                        | 12                         | 6                           | 72                        | 8                         | 8                           |                              |                             |
|               |    | EB                              | 1                        | 12                         | 6                           | 72                        | 8                         | 8                           |                              |                             |
|               |    | EB                              | 1                        | 12                         | 6                           | 72                        | 8                         | 8                           |                              |                             |
|               |    | EB                              | 1                        | 12                         | 6                           | 72                        | 8                         | 8                           |                              |                             |
|               |    | WB                              | 1                        | 12                         | 4                           | 48                        | 5                         | 5                           |                              |                             |
|               |    | WB                              | 1                        | 12                         | 4                           | 48                        | 5                         | 5                           |                              |                             |
|               |    | WB                              | 1                        | 12                         | 4                           | 48                        | 5                         | 5                           |                              |                             |
|               |    | WB                              | 1                        | 12                         | 6                           | 72                        | 8                         | 8                           |                              |                             |
|               |    | WB                              | 1                        | 12                         | 6                           | 72                        | 8                         | 8                           |                              |                             |
|               |    | WB                              | 1                        | 12                         | 6                           | 72                        | 8                         | 8                           |                              |                             |
|               |    | WB                              | 1                        | 12                         | 6                           | 72                        | 8                         | 8                           |                              |                             |
|               |    | WB                              | 1                        | 12                         | 6                           | 72                        | 8                         | 8                           |                              |                             |
|               |    | WB                              | 1                        | 12                         | 6                           | 72                        | 8                         | 8                           |                              |                             |
|               |    | WB                              | 1                        | 12                         | 6                           | 72                        | 8                         | 8                           |                              |                             |
|               |    | WB                              | 1                        | 12                         | 6                           | 72                        | 8                         | 8                           |                              |                             |
|               |    | WB                              | 1                        | 12                         | 6                           | 72                        | 8                         | 8                           |                              |                             |
|               |    | WB                              | 1                        | 12                         | 6                           | 72                        | 8                         | 8                           |                              |                             |
|               |    | WB                              | 1                        | 12                         | 6                           | 72                        | 8                         | 8                           |                              |                             |
|               |    | WB                              | 1                        | 12                         | 6                           | 72                        | 8                         | 8                           |                              |                             |
|               |    | WB                              | 1                        | 12                         | 6                           | 72                        | 8                         | 8                           |                              |                             |
|               |    | WB                              | 1                        | 12                         | 6                           | 72                        | 8                         | 8                           |                              |                             |
|               |    | WB                              | 1                        | 12                         | 6                           | 72                        | 8                         | 8                           |                              |                             |
|               |    | WB                              | 1                        | 12                         | 6                           | 72                        | 8                         | 8                           |                              |                             |
|               |    | WB                              | 1                        | 12                         | 6                           | 72                        | 8                         | 8                           |                              |                             |
|               |    | WB                              | 1                        | 12                         | 6                           | 72                        | 8                         | 8                           |                              |                             |
|               |    | WB                              | 1                        | 12                         | 6                           | 72                        | 8                         | 8                           |                              |                             |
|               |    | WB                              | 1                        | 6                          | 40                          | 240                       | 27                        |                             |                              |                             |
| IL. RTE 137   |    |                                 |                          |                            |                             |                           |                           |                             |                              |                             |

TOTALS:

1577  
SY

c:\projects\136000\design\_aa.dgn 5/21/2008 11:03:35 AM User=wilgreendp

ROUTE: IL Rte 137 (Wadsworth Rd to 33rd St)

| CROSS STREETS |              | DIRECTION<br>(EB/WB)<br>(NB/SB) | LANE<br>NO.<br>(1, 2, 3) | PAVEMENT<br>PATCH<br>WIDTH | PAVEMENT<br>PATCH<br>LENGTH | REPAIR<br>AREA<br>(SQ FT) | REPAIR<br>AREA<br>(SQ YD) | CLASS D<br>PATCH<br>TYPE II | CLASS D<br>PATCH<br>TYPE III | CLASS D<br>PATCH<br>TYPE IV |
|---------------|--------------|---------------------------------|--------------------------|----------------------------|-----------------------------|---------------------------|---------------------------|-----------------------------|------------------------------|-----------------------------|
| FROM          | TO           |                                 |                          |                            |                             |                           |                           |                             |                              |                             |
| Wadsworth Rd  | 33rd St      | NB                              | 2                        | 12                         | 4                           | 48                        | 5                         | 5                           |                              |                             |
| Wadsworth Rd  | 33rd St      | NB                              | 1                        | 12                         | 4                           | 48                        | 5                         | 5                           |                              |                             |
| Wadsworth Rd  | 33rd St      | NB                              | 2                        | 12                         | 4                           | 48                        | 5                         | 5                           |                              |                             |
| Wadsworth Rd  | 33rd St      | NB                              | 1                        | 12                         | 4                           | 48                        | 5                         | 5                           |                              |                             |
| Wadsworth Rd  | 33rd St      | NB                              | 2                        | 12                         | 4                           | 48                        | 5                         | 5                           |                              |                             |
| Wadsworth Rd  | 33rd St      | NB                              | 1                        | 12                         | 4                           | 48                        | 5                         | 5                           |                              |                             |
| Wadsworth Rd  | 33rd St      | NB                              | 2                        | 12                         | 4                           | 48                        | 5                         | 5                           |                              |                             |
| Wadsworth Rd  | 33rd St      | NB                              | 2                        | 12                         | 4                           | 48                        | 5                         | 5                           |                              |                             |
| Wadsworth Rd  | 33rd St      | NB                              | 2                        | 6                          | 12                          | 72                        | 8                         | 8                           |                              |                             |
| Wadsworth Rd  | 33rd St      | NB                              | 2                        | 6                          | 15                          | 90                        | 10                        | 10                          |                              |                             |
| Wadsworth Rd  | 33rd St      | NB                              | 2                        | 12                         | 4                           | 48                        | 5                         | 5                           |                              |                             |
| Wadsworth Rd  | 33rd St      | NB                              | 2                        | 12                         | 4                           | 48                        | 5                         | 5                           |                              |                             |
| Wadsworth Rd  | 33rd St      | NB                              | 2                        | 12                         | 4                           | 48                        | 5                         | 5                           |                              |                             |
| Wadsworth Rd  | 33rd St      | NB                              | 2                        | 12                         | 4                           | 48                        | 5                         | 5                           |                              |                             |
| Wadsworth Rd  | 33rd St      | NB                              | 2                        | 12                         | 4                           | 48                        | 5                         | 5                           |                              |                             |
| Wadsworth Rd  | 33rd St      | NB                              | 2                        | 12                         | 4                           | 48                        | 5                         | 5                           |                              |                             |
| 33rd St       | Wadsworth Rd | SB                              | 1                        | 12                         | 4                           | 48                        | 5                         | 5                           |                              |                             |
| 33rd St       | Wadsworth Rd | SB                              | 2                        | 12                         | 4                           | 48                        | 5                         | 5                           |                              |                             |
| 33rd St       | Wadsworth Rd | SB                              | 2                        | 12                         | 4                           | 48                        | 5                         | 5                           |                              |                             |
| 33rd St       | Wadsworth Rd | SB                              | 2                        | 12                         | 4                           | 48                        | 5                         | 5                           |                              |                             |
| 33rd St       | Wadsworth Rd | SB                              | 2                        | 12                         | 4                           | 48                        | 5                         | 5                           |                              |                             |
| 33rd St       | Wadsworth Rd | SB                              | 2                        | 12                         | 4                           | 48                        | 5                         | 5                           |                              |                             |
| 33rd St       | Wadsworth Rd | SB                              | 2                        | 12                         | 4                           | 48                        | 5                         | 5                           |                              |                             |
| 33rd St       | Wadsworth Rd | SB                              | 2                        | 12                         | 4                           | 48                        | 5                         | 5                           |                              |                             |
| 33rd St       | Wadsworth Rd | SB                              | 2                        | 12                         | 4                           | 48                        | 5                         | 5                           |                              |                             |
| 33rd St       | Wadsworth Rd | SB                              | 2                        | 12                         | 4                           | 48                        | 5                         | 5                           |                              |                             |
| 33rd St       | Wadsworth Rd | SB                              | 2                        | 12                         | 6                           | 72                        | 8                         | 8                           |                              |                             |
| 33rd St       | Wadsworth Rd | SB                              | 2                        | 12                         | 4                           | 48                        | 5                         | 5                           |                              |                             |
| 33rd St       | Wadsworth Rd | SB                              | 2                        | 12                         | 4                           | 48                        | 5                         | 5                           |                              |                             |
| 33rd St       | Wadsworth Rd | SB                              | 2                        | 12                         | 4                           | 48                        | 5                         | 5                           |                              |                             |
| 33rd St       | Wadsworth Rd | SB                              | 2                        | 12                         | 4                           | 48                        | 5                         | 5                           |                              |                             |
| 33rd St       | Wadsworth Rd | SB                              | 2                        | 12                         | 4                           | 48                        | 5                         | 5                           |                              |                             |
| 33rd St       | Wadsworth Rd | SB                              | 2                        | 12                         | 4                           | 48                        | 5                         | 5                           |                              |                             |
| 33rd St       | Wadsworth Rd | SB                              | 2                        | 12                         | 4                           | 48                        | 5                         | 5                           |                              |                             |
| 33rd St       | Wadsworth Rd | SB                              | 2                        | 12                         | 8                           | 96                        | 11                        | 11                          |                              |                             |
| 33rd St       | Wadsworth Rd | SB                              | 1                        | 12                         | 4                           | 48                        | 5                         | 5                           |                              |                             |
| 33rd St       | Wadsworth Rd | SB                              | 2                        | 12                         | 4                           | 48                        | 5                         | 5                           |                              |                             |
| 33rd St       | Wadsworth Rd | SB                              | 2                        | 12                         | 4                           | 48                        | 5                         | 5                           |                              |                             |
| 33rd St       | Wadsworth Rd | SB                              | 1                        | 12                         | 4                           | 48                        | 5                         | 5                           |                              |                             |
| 33rd St       | Wadsworth Rd | SB                              | 2                        | 12                         | 4                           | 48                        | 5                         | 5                           |                              |                             |
| 33rd St       | Wadsworth Rd | SB                              | 2                        | 12                         | 4                           | 48                        | 5                         | 5                           |                              |                             |
| 33rd St       | Wadsworth Rd | SB                              | 2                        | 12                         | 8                           | 96                        | 11                        | 11                          |                              |                             |
| 33rd St       | Wadsworth Rd | SB                              | 2                        | 12                         | 8                           | 96                        | 11                        | 11                          |                              |                             |
| 33rd St       | Wadsworth Rd | SB                              | 2                        | 12                         | 4                           | 48                        | 5                         | 5                           |                              |                             |

TOTALS: 290 SY

...projects\dl35008\design\_aa.dgn 5/21/2008 11:04:02 AM User=wilgreendp

ROUTE: IL 176 (ST. MARY'S ROAD TO IL 21)

| CROSS STREETS |              | DIRECTION<br>(EB/WB)<br>(NB/SB) | LANE<br>NO.<br>(1, 2, 3) | PAVEMENT<br>PATCH<br>WIDTH | PAVEMENT<br>PATCH<br>LENGTH | REPAIR<br>AREA<br>(SQ FT) | REPAIR<br>AREA<br>(SQ YD) | CLASS D<br>PATCH<br>TYPE II | CLASS D<br>PATCH<br>TYPE III | CLASS D<br>PATCH<br>TYPE IV |
|---------------|--------------|---------------------------------|--------------------------|----------------------------|-----------------------------|---------------------------|---------------------------|-----------------------------|------------------------------|-----------------------------|
| FROM          | TO           |                                 |                          |                            |                             |                           |                           |                             |                              |                             |
| St Mary's Rd  | Fourth Ave   | WB                              | 1                        | 12                         | 4                           | 48                        | 5                         | 5                           |                              |                             |
| St Mary's Rd  | Fourth Ave   | WB                              | 1                        | 12                         | 4                           | 48                        | 5                         | 5                           |                              |                             |
| St Mary's Rd  | Fourth Ave   | WB                              | 1                        | 12                         | 4                           | 48                        | 5                         | 5                           |                              |                             |
| St Mary's Rd  | Fourth Ave   | WB                              | 1                        | 12                         | 6                           | 72                        | 8                         | 8                           |                              |                             |
| St Mary's Rd  | Fourth Ave   | WB                              | 1                        | 12                         | 6                           | 72                        | 8                         | 8                           |                              |                             |
| St Mary's Rd  | Fourth Ave   | WB                              | 1                        | 4                          | 30                          | 120                       | 13                        | 13                          |                              |                             |
| St Mary's Rd  | Fourth Ave   | WB                              | 1                        | 12                         | 2                           | 24                        | 3                         | 3                           |                              |                             |
| St Mary's Rd  | Fourth Ave   | WB                              | 1                        | 12                         | 2                           | 24                        | 3                         | 3                           |                              |                             |
| St Mary's Rd  | Fourth Ave   | WB                              | 1                        | 12                         | 2                           | 24                        | 3                         | 3                           |                              |                             |
| St Mary's Rd  | Fourth Ave   | WB                              | 1                        | 12                         | 2                           | 24                        | 3                         | 3                           |                              |                             |
| St Mary's Rd  | Fourth Ave   | WB                              | 1                        | 12                         | 2                           | 24                        | 3                         | 3                           |                              |                             |
| St Mary's Rd  | Fourth Ave   | WB                              | 1                        | 12                         | 2                           | 24                        | 3                         | 3                           |                              |                             |
| St Mary's Rd  | Fourth Ave   | WB                              | 1                        | 12                         | 4                           | 48                        | 5                         | 5                           |                              |                             |
| St Mary's Rd  | Fourth Ave   | WB                              | 1                        | 12                         | 4                           | 48                        | 5                         | 5                           |                              |                             |
| St Mary's Rd  | Fourth Ave   | WB                              | 1                        | 12                         | 6                           | 72                        | 8                         | 8                           |                              |                             |
| St Mary's Rd  | Fourth Ave   | WB                              | 1                        | 12                         | 6                           | 72                        | 8                         | 8                           |                              |                             |
| Fourth Ave    | IL Rte 21    | WB                              | 1                        | 6                          | 20                          | 120                       | 13                        | 13                          |                              |                             |
| Fourth Ave    | IL Rte 21    | WB                              | 1                        | 12                         | 4                           | 48                        | 5                         | 5                           |                              |                             |
| IL Rte 21     | Fourth Ave.  | EB                              | 1                        | 12                         | 4                           | 48                        | 5                         | 5                           |                              |                             |
| IL Rte 21     | Fourth Ave.  | EB                              | 1                        | 6                          | 10                          | 60                        | 7                         | 7                           |                              |                             |
| IL Rte 21     | Fourth Ave.  | EB                              | 1                        | 6                          | 10                          | 60                        | 7                         | 7                           |                              |                             |
| IL Rte 21     | Fourth Ave.  | EB                              | 1                        | 12                         | 4                           | 48                        | 5                         | 5                           |                              |                             |
| IL Rte 21     | Fourth Ave.  | EB                              | 1                        | 12                         | 4                           | 48                        | 5                         | 5                           |                              |                             |
| IL Rte 21     | Fourth Ave.  | EB                              | 1                        | 12                         | 4                           | 48                        | 5                         | 5                           |                              |                             |
| IL Rte 21     | Fourth Ave.  | EB                              | 1                        | 12                         | 6                           | 72                        | 8                         | 8                           |                              |                             |
| IL Rte 21     | Fourth Ave.  | EB                              | 1                        | 12                         | 6                           | 72                        | 8                         | 8                           |                              |                             |
| Fourth Ave.   | St Mary's Rd | EB                              | 1                        | 4                          | 4                           | 16                        | 2                         | 2                           |                              |                             |
| Fourth Ave.   | St Mary's Rd | EB                              | 1                        | 4                          | 6                           | 24                        | 3                         | 3                           |                              |                             |
| Fourth Ave.   | St Mary's Rd | EB                              | 1                        | 4                          | 4                           | 16                        | 2                         | 2                           |                              |                             |
| Fourth Ave.   | St Mary's Rd | EB                              | 1                        | 4                          | 4                           | 16                        | 2                         | 2                           |                              |                             |
| Fourth Ave.   | St Mary's Rd | EB                              | 1                        | 4                          | 12                          | 48                        | 5                         | 5                           |                              |                             |
| Fourth Ave.   | St Mary's Rd | EB                              | 1                        | 12                         | 20                          | 240                       | 27                        |                             |                              | 27                          |
| Fourth Ave.   | St Mary's Rd | EB                              | 1                        | 6                          | 15                          | 90                        | 10                        | 10                          |                              |                             |
| Fourth Ave.   | St Mary's Rd | EB                              | 1                        | 12                         | 6                           | 72                        | 8                         | 8                           |                              |                             |
| Fourth Ave.   | St Mary's Rd | EB                              | 1                        | 12                         | 4                           | 48                        | 5                         | 5                           |                              |                             |
| Fourth Ave.   | St Mary's Rd | EB                              | 1                        | 12                         | 6                           | 72                        | 8                         | 8                           |                              |                             |
| Fourth Ave.   | St Mary's Rd | EB                              | 1                        | 12                         | 4                           | 48                        | 5                         | 5                           |                              |                             |
| Fourth Ave.   | St Mary's Rd | EB                              | 1                        | 12                         | 4                           | 48                        | 5                         | 5                           |                              |                             |
| Fourth Ave.   | St Mary's Rd | EB                              | 1                        | 12                         | 4                           | 48                        | 5                         | 5                           |                              |                             |
| Fourth Ave.   | St Mary's Rd | EB                              | 1                        | 12                         | 4                           | 48                        | 5                         | 5                           |                              |                             |
| Fourth Ave.   | St Mary's Rd | EB                              | 1                        | 12                         | 4                           | 48                        | 5                         | 5                           |                              |                             |
| Fourth Ave.   | St Mary's Rd | EB                              | 1                        | 12                         | 4                           | 48                        | 5                         | 5                           |                              |                             |
| Fourth Ave.   | St Mary's Rd | EB                              | 1                        | 12                         | 4                           | 48                        | 5                         | 5                           |                              |                             |
| Fourth Ave.   | St Mary's Rd | EB                              | 1                        | 12                         | 4                           | 48                        | 5                         | 5                           |                              |                             |
| Fourth Ave.   | St Mary's Rd | EB                              | 1                        | 12                         | 4                           | 48                        | 5                         | 5                           |                              |                             |
| Fourth Ave.   | St Mary's Rd | EB                              | 1                        | 12                         | 4                           | 48                        | 5                         | 5                           |                              |                             |
| Fourth Ave.   | St Mary's Rd | EB                              | 1                        | 12                         | 4                           | 48                        | 5                         | 5                           |                              |                             |

TOTALS:

245  
SY

27  
SY

FILE NAME =  
e:\projects\136008\design\_aa.dgn

PLLOT SCALE = 100.0000' / IN.  
PLLOT DATE = 5/21/2008

|                        |            |           |
|------------------------|------------|-----------|
| USER NAME = wilgreendp | DESIGNED - | REVISED - |
|                        | DRAWN -    | REVISED - |
|                        | CHECKED -  | REVISED - |
|                        | DATE -     | REVISED - |

**STATE OF ILLINOIS**  
**DEPARTMENT OF TRANSPORTATION**

**PATCHING SCHEDULE**  
**IL 176**

SCALE: SHEET NO. OF SHEETS STA. TO STA.

|   |             |        |                    |           |
|---|-------------|--------|--------------------|-----------|
| F.A.P. RTE.                                       | SECTION     | COUNTY | TOTAL SHEETS       | SHEET NO. |
| VAR.  | 2008-009 PP | LAKE   | 35                 | 25        |
| FED. ROAD DIST. NO. 1   ILLINOIS FED. AID PROJECT |             |        | CONTRACT NO. 60E35 |           |

ROUTE: Old Skokie Hwy (Wisc. State Line to I94 Tollway Ramp)

| CROSS STREETS    |                  | DIRECTION<br>(EB/WB)<br>(NB/SB) | LANE<br>NO.<br>(1, 2, 3) | PAVEMENT<br>PATCH<br>WIDTH | PAVEMENT<br>PATCH<br>LENGTH | REPAIR<br>AREA<br>(SQ FT) | REPAIR<br>AREA<br>(SQ YD) | CLASS D<br>PATCH<br>TYPE II | CLASS D<br>PATCH<br>TYPE III | CLASS D<br>PATCH<br>TYPE IV |
|------------------|------------------|---------------------------------|--------------------------|----------------------------|-----------------------------|---------------------------|---------------------------|-----------------------------|------------------------------|-----------------------------|
| FROM             | TO               |                                 |                          |                            |                             |                           |                           |                             |                              |                             |
| Wisc. State Line | Russell Rd       | SB                              | 1                        | 12                         | 4                           | 48                        | 5                         | 5                           |                              |                             |
| Wisc. State Line | Russell Rd       | SB                              | 2                        | 12                         | 4                           | 48                        | 5                         | 5                           |                              |                             |
| Wisc. State Line | Russell Rd       | SB                              | 2                        | 12                         | 4                           | 48                        | 5                         | 5                           |                              |                             |
| Wisc. State Line | Russell Rd       | SB                              | 2                        | 12                         | 4                           | 48                        | 5                         | 5                           |                              |                             |
| Wisc. State Line | Russell Rd       | SB                              | 2                        | 12                         | 4                           | 48                        | 5                         | 5                           |                              |                             |
| Wisc. State Line | Russell Rd       | SB                              | 2                        | 12                         | 4                           | 48                        | 5                         | 5                           |                              |                             |
| Wisc. State Line | Russell Rd       | SB                              | 1                        | 12                         | 6                           | 72                        | 8                         | 8                           |                              |                             |
| Wisc. State Line | Russell Rd       | SB                              | 2                        | 12                         | 4                           | 48                        | 5                         | 5                           |                              |                             |
| Wisc. State Line | Russell Rd       | SB                              | 1                        | 12                         | 4                           | 48                        | 5                         | 5                           |                              |                             |
| Wisc. State Line | Russell Rd       | SB                              | 2                        | 12                         | 4                           | 48                        | 5                         | 5                           |                              |                             |
| Wisc. State Line | Russell Rd       | SB                              | 2                        | 12                         | 4                           | 48                        | 5                         | 5                           |                              |                             |
| Wisc. State Line | Russell Rd       | SB                              | 1                        | 12                         | 4                           | 48                        | 5                         | 5                           |                              |                             |
| Wisc. State Line | Russell Rd       | SB                              | 1                        | 12                         | 4                           | 48                        | 5                         | 5                           |                              |                             |
| Wisc. State Line | Russell Rd       | SB                              | 2                        | 12                         | 4                           | 48                        | 5                         | 5                           |                              |                             |
| Wisc. State Line | Russell Rd       | SB                              | 2                        | 12                         | 4                           | 48                        | 5                         | 5                           |                              |                             |
| Wisc. State Line | Russell Rd       | SB                              | 1                        | 12                         | 4                           | 48                        | 5                         | 5                           |                              |                             |
| Wisc. State Line | Russell Rd       | SB                              | 1                        | 12                         | 4                           | 48                        | 5                         | 5                           |                              |                             |
| Wisc. State Line | Russell Rd       | SB                              | 1                        | 12                         | 4                           | 48                        | 5                         | 5                           |                              |                             |
| Wisc. State Line | Russell Rd       | SB                              | 1                        | 12                         | 4                           | 48                        | 5                         | 5                           |                              |                             |
| Wisc. State Line | Russell Rd       | SB                              | 1                        | 12                         | 4                           | 48                        | 5                         | 5                           |                              |                             |
| Wisc. State Line | Russell Rd       | SB                              | 1                        | 12                         | 4                           | 48                        | 5                         | 5                           |                              |                             |
| Wisc. State Line | Russell Rd       | SB                              | 2                        | 12                         | 4                           | 48                        | 5                         | 5                           |                              |                             |
| Wisc. State Line | Russell Rd       | SB                              | 1                        | 12                         | 4                           | 48                        | 5                         | 5                           |                              |                             |
| Wisc. State Line | Russell Rd       | SB                              | 2                        | 12                         | 8                           | 96                        | 11                        | 11                          |                              |                             |
| Wisc. State Line | Russell Rd       | SB                              | 1                        | 12                         | 8                           | 96                        | 11                        | 11                          |                              |                             |
| Wisc. State Line | Russell Rd       | SB                              | 1                        | 12                         | 12                          | 144                       | 16                        | 16                          |                              |                             |
| Wisc. State Line | Russell Rd       | SB                              | 1                        | 12                         | 4                           | 48                        | 5                         | 5                           |                              |                             |
| Wisc. State Line | Russell Rd       | SB                              | 1                        | 12                         | 4                           | 48                        | 5                         | 5                           |                              |                             |
| Wisc. State Line | Russell Rd       | SB                              | 1                        | 12                         | 4                           | 48                        | 5                         | 5                           |                              |                             |
| Russell Rd       | I94 Tollway Ramp | SB                              | 1                        | 12                         | 6                           | 72                        | 8                         | 8                           |                              |                             |
| Russell Rd       | I94 Tollway Ramp | SB                              | 1                        | 12                         | 6                           | 72                        | 8                         | 8                           |                              |                             |
| Russell Rd       | I94 Tollway Ramp | SB                              | 1                        | 12                         | 4                           | 48                        | 5                         | 5                           |                              |                             |
| Russell Rd       | I94 Tollway Ramp | SB                              | 2                        | 6                          | 40                          | 240                       | 27                        |                             |                              | 27                          |
| Russell Rd       | I94 Tollway Ramp | SB                              | 1                        | 6                          | 20                          | 120                       | 13                        | 13                          |                              |                             |
| Russell Rd       | I94 Tollway Ramp | SB                              | 1                        | 12                         | 6                           | 72                        | 8                         | 8                           |                              |                             |
| Russell Rd       | I94 Tollway Ramp | SB                              | 1                        | 12                         | 4                           | 48                        | 5                         | 5                           |                              |                             |
| Russell Rd       | I94 Tollway Ramp | SB                              | 1                        | 12                         | 4                           | 48                        | 5                         | 5                           |                              |                             |
| Russell Rd       | I94 Tollway Ramp | SB                              | 2                        | 12                         | 4                           | 48                        | 5                         | 5                           |                              |                             |
| Russell Rd       | I94 Tollway Ramp | SB                              | 1                        | 2                          | 40                          | 80                        | 9                         | 9                           |                              |                             |
| Russell Rd       | I94 Tollway Ramp | SB                              | 1                        | 12                         | 4                           | 48                        | 5                         | 5                           |                              |                             |
| Russell Rd       | I94 Tollway Ramp | SB                              | 1                        | 12                         | 4                           | 48                        | 5                         | 5                           |                              |                             |
| Russell Rd       | I94 Tollway Ramp | SB                              | 1                        | 12                         | 4                           | 48                        | 5                         | 5                           |                              |                             |
| Russell Rd       | I94 Tollway Ramp | SB                              | 1                        | 12                         | 4                           | 48                        | 5                         | 5                           |                              |                             |
| Russell Rd       | I94 Tollway Ramp | SB                              | 1                        | 12                         | 4                           | 48                        | 5                         | 5                           |                              |                             |
| Russell Rd       | I94 Tollway Ramp | SB                              | 2                        | 12                         | 4                           | 48                        | 5                         | 5                           |                              |                             |
| Russell Rd       | I94 Tollway Ramp | SB                              | 1                        | 12                         | 4                           | 48                        | 5                         | 5                           |                              |                             |
| Russell Rd       | I94 Tollway Ramp | SB                              | 2                        | 12                         | 6                           | 72                        | 8                         | 8                           |                              |                             |
| Russell Rd       | I94 Tollway Ramp | SB                              | 2                        | 12                         | 15                          | 180                       | 20                        |                             | 20                           |                             |
| Russell Rd       | I94 Tollway Ramp | SB                              | 1                        | 12                         | 25                          | 300                       | 33                        |                             | 17                           |                             |

CONTINUED ON THE NEXT SHEET

|  |                       |            |           |   |   |           |           |                  |                     |                    |                 |              |
|--|-----------------------|------------|-----------|---|---|-----------|-----------|------------------|---------------------|--------------------|-----------------|--------------|
| FILE NAME = c:\projects\136008\design_aa.dgn | USER NAME = wjgreendp | DESIGNED - | REVISED - | <b>STATE OF ILLINOIS<br/>DEPARTMENT OF TRANSPORTATION</b> | <b>PATCHING SCHEDULE<br/>OLD SKOKIE HIGHWAY</b> |           |           | F.A.P. RTE. VAR. | SECTION 2008-009 PP | COUNTY LAKE        | TOTAL SHEETS 35 | SHEET NO. 26 |
| PLOT SCALE = 1/8" = 1' IN.                   | CHECKED -             | REVISED -  | REVISED - |   | SCALE:  | SHEET NO. | OF SHEETS | STA.             | TO STA.             | CONTRACT NO. 60E35 |                 |              |
| PLOT DATE = 5/21/2008                        | DATE -                | REVISED -  | REVISED - |   | FED. ROAD DIST. NO. 1 ILLINOIS FED. AID PROJECT |           |           |                  |                     |                    |                 |              |
|  |                       |            |           |   |   |           |           |                  |                     |                    |                 |              |



ROUTE: Old Skokie Hwy (Wisc.State Line to I94 Tollway Ramp)

| CROSS STREETS    |                  | DIRECTION<br>(EB/WB)<br>(NB/SB) | LANE<br>NO.<br>(1, 2, 3) | PAVEMENT<br>PATCH<br>WIDTH | PAVEMENT<br>PATCH<br>LENGTH | REPAIR<br>AREA<br>(SQ FT) | REPAIR<br>AREA<br>(SQ YD) | CLASS D<br>PATCH<br>TYPE II | CLASS D<br>PATCH<br>TYPE III | CLASS D<br>PATCH<br>TYPE IV |
|------------------|------------------|---------------------------------|--------------------------|----------------------------|-----------------------------|---------------------------|---------------------------|-----------------------------|------------------------------|-----------------------------|
| FROM             | TO               |                                 |                          |                            |                             |                           |                           |                             |                              |                             |
| I94 Tollway Ramp | Russell Rd.      | NB                              | 1                        | 12                         | 4                           | 48                        | 5                         | 5                           |                              |                             |
| I94 Tollway Ramp | Russell Rd.      | NB                              | 1                        | 12                         | 4                           | 48                        | 5                         | 5                           |                              |                             |
| I94 Tollway Ramp | Russell Rd.      | NB                              | 1                        | 12                         | 2                           | 24                        | 3                         | 3                           |                              |                             |
| I94 Tollway Ramp | Russell Rd.      | NB                              | 1                        | 12                         | 4                           | 48                        | 5                         | 5                           |                              |                             |
| I94 Tollway Ramp | Russell Rd.      | NB                              | 2                        | 12                         | 24                          | 288                       | 32                        |                             |                              | 32                          |
| I94 Tollway Ramp | Russell Rd.      | NB                              | 2                        | 12                         | 36                          | 432                       | 48                        |                             |                              | 48                          |
| I94 Tollway Ramp | Russell Rd.      | NB                              | 1                        | 12                         | 12                          | 144                       | 16                        |                             | 16                           |                             |
| I94 Tollway Ramp | Russell Rd.      | NB                              | 2                        | 12                         | 4                           | 48                        | 5                         | 5                           |                              |                             |
| I94 Tollway Ramp | Russell Rd.      | NB                              | 2                        | 12                         | 4                           | 48                        | 5                         | 5                           |                              |                             |
| I94 Tollway Ramp | Russell Rd.      | NB                              | 1                        | 12                         | 4                           | 48                        | 5                         | 5                           |                              |                             |
| I94 Tollway Ramp | Russell Rd.      | NB                              | 1                        | 12                         | 4                           | 48                        | 5                         | 5                           |                              |                             |
| I94 Tollway Ramp | Russell Rd.      | NB                              | 1                        | 12                         | 4                           | 48                        | 5                         | 5                           |                              |                             |
| I94 Tollway Ramp | Russell Rd.      | NB                              | 2                        | 12                         | 4                           | 48                        | 5                         | 5                           |                              |                             |
| I94 Tollway Ramp | Russell Rd.      | NB                              | 2                        | 12                         | 4                           | 48                        | 5                         | 5                           |                              |                             |
| Russell Rd.      | Wisc. State Line | NB                              | 2                        | 12                         | 4                           | 48                        | 5                         | 5                           |                              |                             |
| Russell Rd.      | Wisc. State Line | NB                              | 2                        | 12                         | 4                           | 48                        | 5                         | 5                           |                              |                             |
| Russell Rd.      | Wisc. State Line | NB                              | 2                        | 12                         | 4                           | 48                        | 5                         | 5                           |                              |                             |
| Russell Rd.      | Wisc. State Line | NB                              | 2                        | 12                         | 6                           | 72                        | 8                         | 8                           |                              |                             |
| Russell Rd.      | Wisc. State Line | NB                              | 2                        | 12                         | 6                           | 72                        | 8                         | 8                           |                              |                             |
| Russell Rd.      | Wisc. State Line | NB                              | 1                        | 12                         | 3                           | 36                        | 4                         | 4                           |                              |                             |
| Russell Rd.      | Wisc. State Line | NB                              | 1                        | 12                         | 6                           | 72                        | 8                         | 8                           |                              |                             |
| Russell Rd.      | Wisc. State Line | NB                              | 2                        | 12                         | 4                           | 48                        | 5                         | 5                           |                              |                             |
| Russell Rd.      | Wisc. State Line | NB                              | 2                        | 12                         | 6                           | 72                        | 8                         | 8                           |                              |                             |
| Russell Rd.      | Wisc. State Line | NB                              | 1                        | 12                         | 4                           | 48                        | 5                         | 5                           |                              |                             |
| Russell Rd.      | Wisc. State Line | NB                              | 1                        | 12                         | 4                           | 48                        | 5                         | 5                           |                              |                             |
| Russell Rd.      | Wisc. State Line | NB                              | 1                        | 12                         | 4                           | 48                        | 5                         | 5                           |                              |                             |
| Russell Rd.      | Wisc. State Line | NB                              | 1                        | 12                         | 4                           | 48                        | 5                         | 5                           |                              |                             |
| Russell Rd.      | Wisc. State Line | NB                              | 2                        | 12                         | 4                           | 48                        | 5                         | 5                           |                              |                             |

TOTALS: 421 SY 53 SY 107 SY

...projects\d136008\design\_aa.dgn 5/21/2008 11:07:08 AM User=wilgreendp

ROUTE: **SHERIDAN ROAD: From Amstutz Expressway to 22ND STREET IN North Chicago**

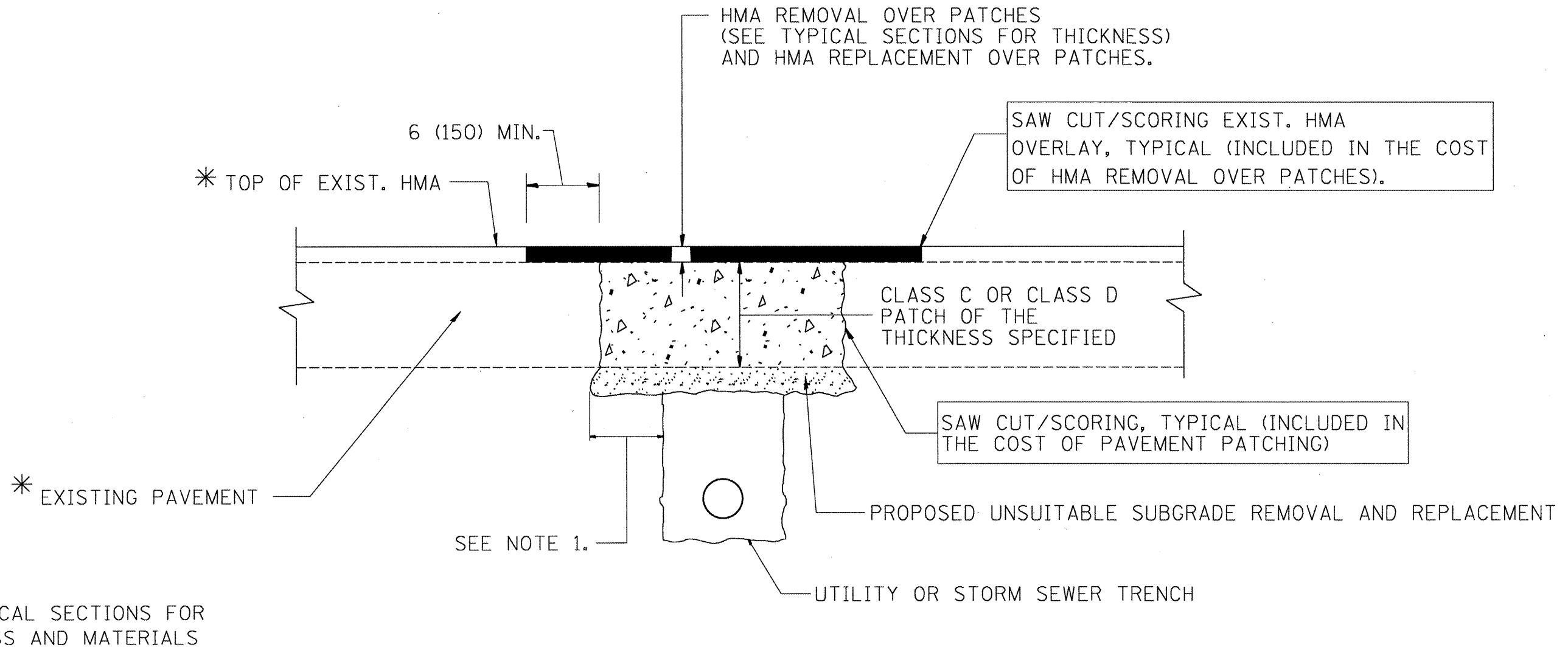
| CROSS STREETS   |    | DIRECTION<br>(EB/WB)<br>(NB/SB) | LANE<br>NO.<br>(1, 2, 3) | PAVEMENT<br>PATCH<br>WIDTH | PAVEMENT<br>PATCH<br>LENGTH | REPAIR<br>AREA<br>(SQ FT) | REPAIR<br>AREA<br>(SQ YD) | CLASS D<br>PATCH<br>TYPE II | CLASS D<br>PATCH<br>TYPE III | CLASS D<br>PATCH<br>TYPE IV |
|---|----|---------------------------------|--------------------------|----------------------------|-----------------------------|---------------------------|---------------------------|-----------------------------|------------------------------|-----------------------------|
| FROM  | TO |                                 |                          |                            |                             |                           |                           |                             |                              |                             |
|   |    | NB & SB                         |                          |                            |                             |                           |                           |                             |                              |                             |
| Two lanes in each direction separated barrier wall median |    |                                 |                          |                            |                             |                           |                           |                             |                              |                             |
| SB LANES SIX PATCHES TYPE II =72 SQ YD                    |    |                                 |                          |                            |                             |                           |                           |                             |                              |                             |
| NB LANES PATCHES TYPE II (7Patches)=79 SQ YD              |    |                                 |                          |                            |                             |                           |                           |                             |                              |                             |
| TYPE III PATCHES (TWO)=37SQ YD                            |    |                                 |                          |                            |                             |                           |                           |                             |                              |                             |
| TOTAL LENGTH=0.8MILE                                      |    |                                 |                          |                            |                             |                           |                           |                             |                              |                             |
| MILLING & RESURFACING AREA = 25344 SQ YD                  |    |                                 |                          |                            |                             |                           |                           |                             |                              |                             |

TOTALS:

151  
SY      37  
SY







**NOTES:**

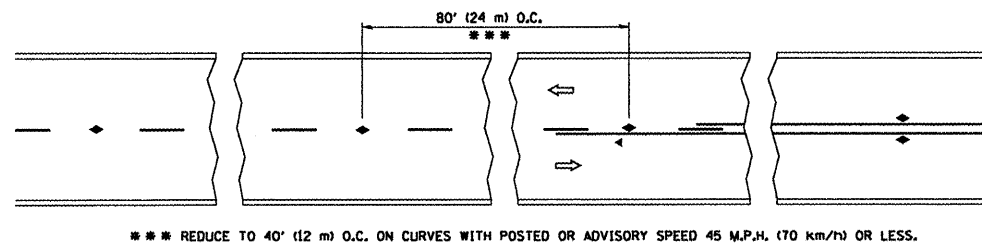
1. THE WIDTH OF THE FULL DEPTH PATCH OVER A TRENCH SHALL BE 12 (300) WIDER ON EACH SIDE OF THE TRENCH.
2. FOR METHOD OF MEASUREMENT AND BASIS OF PAYMENT, SEE RECURRING SPECIAL PROVISION "PATCHING WITH HOT-MIX ASPHALT OVERLAY REMOVAL".
3. THE TOP 1 1/2 INCHES OF PROPOSED HOT-MIX ASPHALT REPLACEMENT OVER PATCHES SHALL BE HOT-MIX ASPHALT SURFACE COURSE, MIX "D", N70. THE COST SHALL BE INCLUDED IN THE COST OF THE PAY ITEM FOR HOT-MIX ASPHALT REPLACEMENT OVER PATCHES.

**SEQUENCE OF CONSTRUCTION**

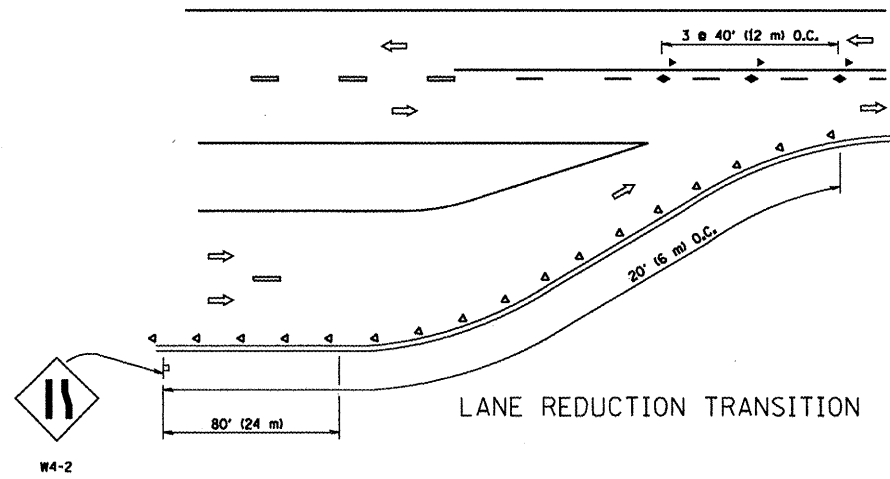
1. REMOVE THE EXISTING HMA MATERIAL OVER THE AREA TO BE PATCHED.
2. REMOVE AND REPLACE FULL DEPTH PATCHES
3. REPLACE HMA MATERIAL OVER THE AREA TO BE PATCHED.

ALL DIMENSIONS ARE IN INCHES (MILLIMETERS) UNLESS OTHERWISE SHOWN.

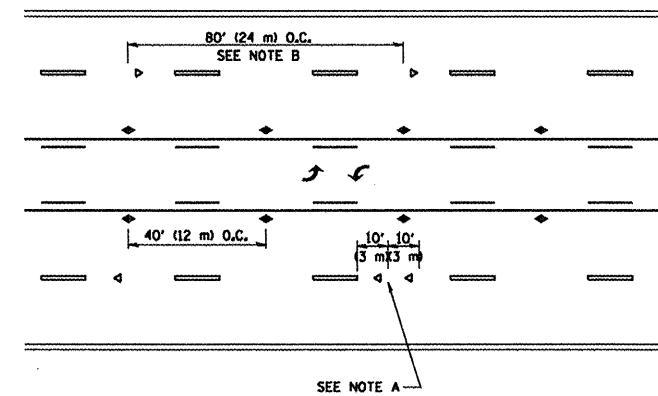
|   |                        |                    |                             |   |   |                         |      |           |         |   |              |                    |    |
|---|------------------------|--------------------|-----------------------------|---|---|-------------------------|------|-----------|---------|---|--------------|--------------------|----|
| FILE NAME =   | USER NAME = wilgreendp | DESIGNED - R. SHAH | REVISED - A. ABBAS 01-20-98 | <b>STATE OF ILLINOIS<br/>DEPARTMENT OF TRANSPORTATION</b> | <b>SPECIAL DETAIL<br/>PAVEMENT PATCHING FOR<br/>HMA SURFACED PAVEMENT</b> |                         |      | F.A. RTE. | SECTION | COUNTY  | TOTAL SHEETS | SHEET NO.          |    |
| \\dist\ntfa2\users\wilgreendp\Desktop\paving\bd22.dgn |                        | DRAWN -            | REVISED - A. ABBAS 04-27-98 |   | SCALE: NONE   | SHEET NO. 1 OF 1 SHEETS | STA. | TO STA.   | VAR.    | 2008-009 PP                                     | LAKE         | 35                 | 30 |
| PLOT SCALE = 100.000' / IN.                           |                        | CHECKED -          | REVISED - R. BORO 01-01-07  |   |   |                         |      |           |         | BD400-04 (BD-22)                                |              | CONTRACT NO. 60E35 |    |
| PLOT DATE = 5/21/2008                                 |                        | DATE - 10-25-94    | REVISED - R. BORO 09-04-07  |   |   |                         |      |           |         | FED. ROAD DIST. NO. 1 ILLINOIS FED. AID PROJECT |              |                    |    |



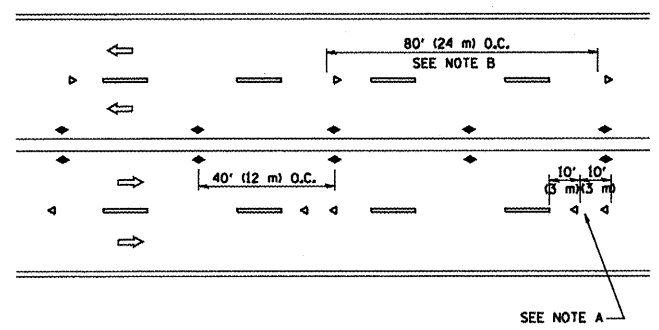
TWO-LANE/TWO-WAY



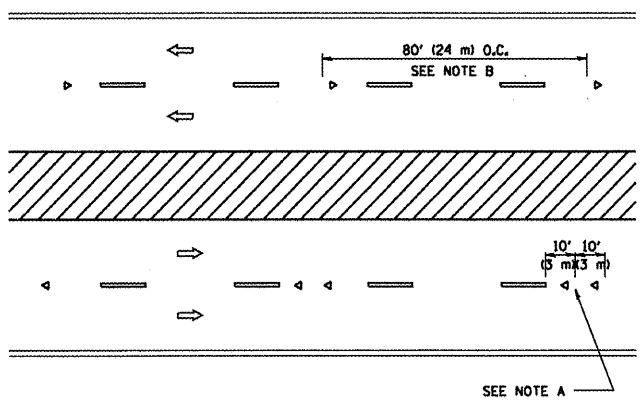
LANE REDUCTION TRANSITION



TWO-WAY LEFT TURN



MULTI-LANE/UNDIVIDED



MULTI-LANE/DIVIDED

GENERAL NOTES

1. MARKERS USED WITH DASHED LINES SHALL BE CENTERED IN THE GAP BETWEEN SEGMENTS.
2. MARKERS USED ADJACENT TO SOLID LINES SHALL BE OFFSET 2 TO 3 (50 TO 75) TOWARD TRAFFIC AS SHOWN.
3. MARKERS THROUGH TANGENTS LESS THAN 500' (150 m) IN LENGTH BETWEEN CURVES SHALL BE INSTALLED AT THE LESSER OF THE TWO CURVE SPACINGS.

SYMBOLS

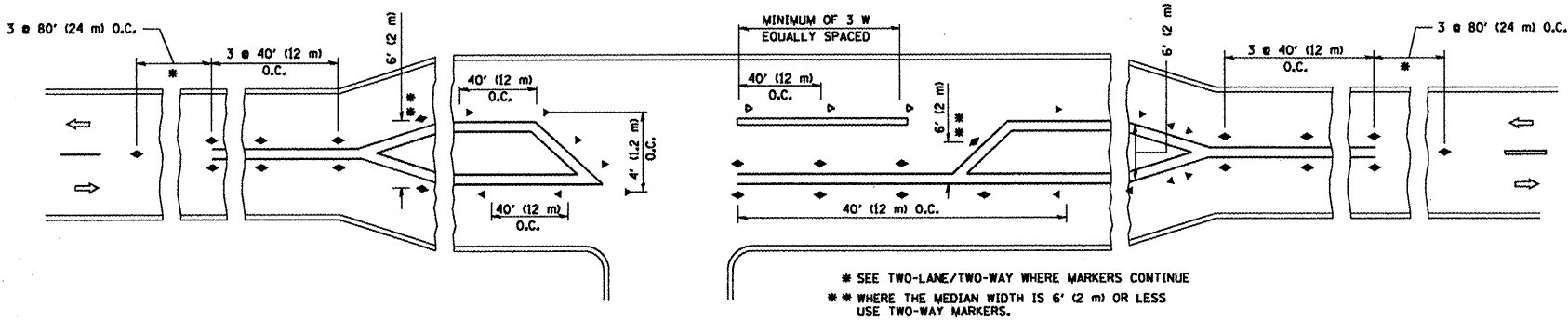
- YELLOW STRIPE
- WHITE STRIPE
- ◀ ONE-WAY AMBER MARKER
- ◀ ONE-WAY CRYSTAL MARKER (W/O)
- ◆ TWO-WAY AMBER MARKER

LANE MARKER NOTES

- B. REDUCE TO 40' (12 m) O.C. ON CURVES WHERE ADVISORY SPEEDS ARE 10 M.P.H. (20 km/h) LOWER THAN POSTED SPEEDS.
- A. USE DOUBLE LANE LINE MARKERS SPACED AS SHOWN.

DESIGN NOTES

1. DOUBLE LANE LINE MARKERS SHALL BE USED UNLESS SPECIFIED OTHERWISE.
2. EXCEPT AS SHOWN ON THE LANE REDUCTION TRANSITION AND FREEWAY EXIT RAMP DETAIL, MARKERS ARE NOT TO BE SPECIFIED ON RIGHT EDGE LINES.
3. THE EXACT MARKER LIMITS, SPACING, AND COLOR SHOULD BE INCLUDED IN THE PLANS.
4. MARKERS SHOULD NOT BE USED ALONGSIDE CURBS EXCEPT FOR EXTREMELY SHORT SECTIONS OF CURBS WHERE NOT MORE THAN TWO MARKERS WOULD BE INVOLVED.



LEFT TURN

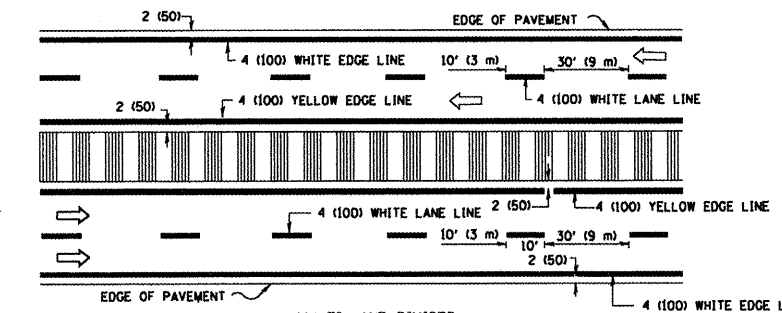
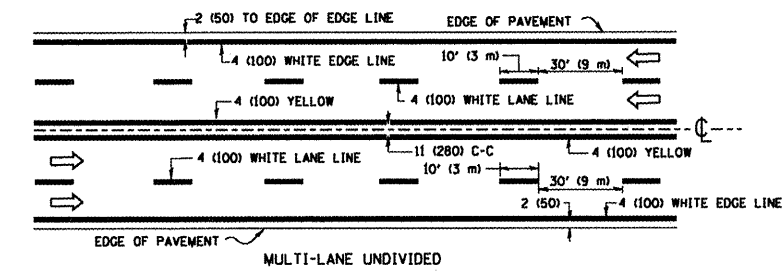
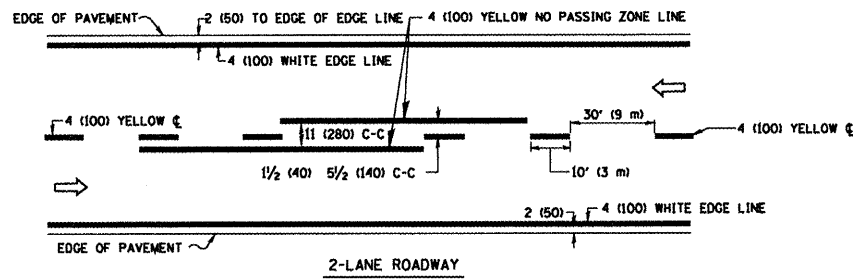
All dimensions are in inches (millimeters) unless otherwise shown.

|                                       |                          |                       |   |
|---------------------------------------|--------------------------|-----------------------|---|
| FILE NAME =<br>W:\data\22x34\coll.dgn | USER NAME =<br>gaglianob | DESIGNED -<br>DRAWN - | REVISED - T. RAMMACHER 09-19-94<br>REVISED - T. RAMMACHER 03-12-99<br>REVISED - T. RAMMACHER 01-06-00 |
| PLOT SCALE = 50.000' / IN.            | CHECKED -                | DATE -                | REVISED -   |
| PLOT DATE = 1/4/2008                  |                          |                       |   |

STATE OF ILLINOIS  
DEPARTMENT OF TRANSPORTATION

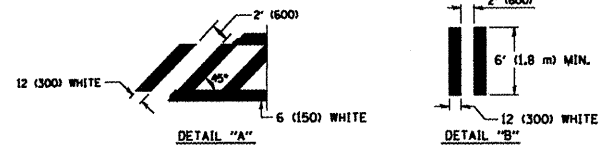
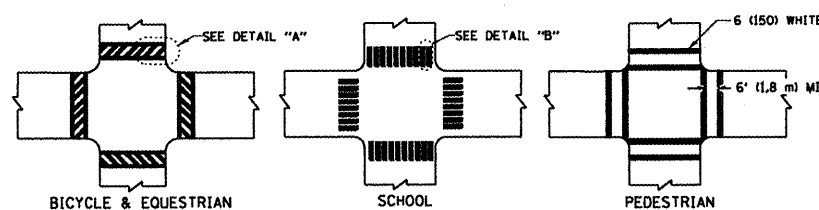
| TYPICAL APPLICATIONS                                     |                         |      |         |
|--|-------------------------|------|---------|
| RAISED REFLECTIVE PAVEMENT MARKERS (SNOW-PLOW RESISTANT) |                         |      |         |
| SCALE: NONE  | SHEET NO. 1 OF 1 SHEETS | STA. | TO STA. |

|   |                       |                |                    |                 |
|---|-----------------------|----------------|--------------------|-----------------|
| F.A. RTE.<br>VAR                                | SECTION<br>2008-009PP | COUNTY<br>LAKE | TOTAL SHEETS<br>35 | SHEET NO.<br>31 |
| TC-11   |                       | CONTRACT NO.   |                    |                 |
| FED. ROAD DIST. NO. 1 ILLINOIS FED. AID PROJECT |                       |                |                    |                 |

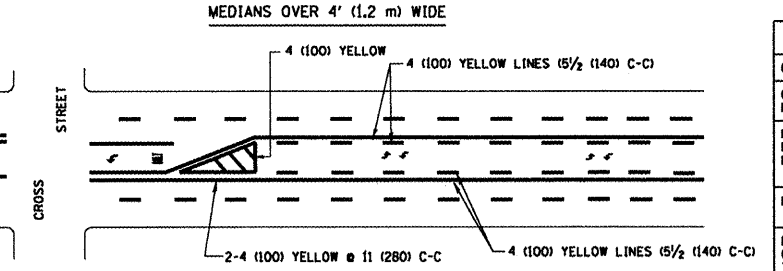
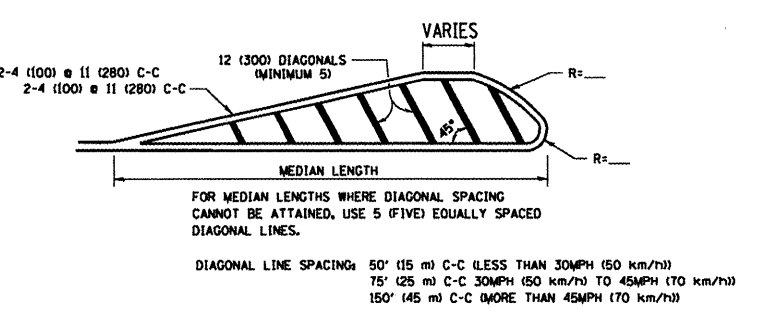
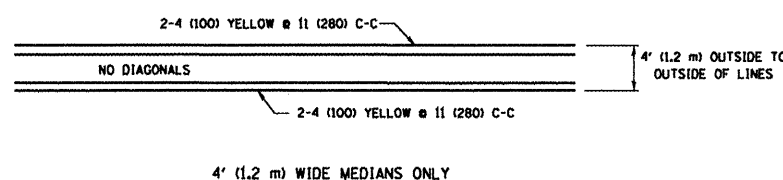


NOTE: MEDIANS WITH BARRIER CURB DO NOT REQUIRE AN EDGE LINE

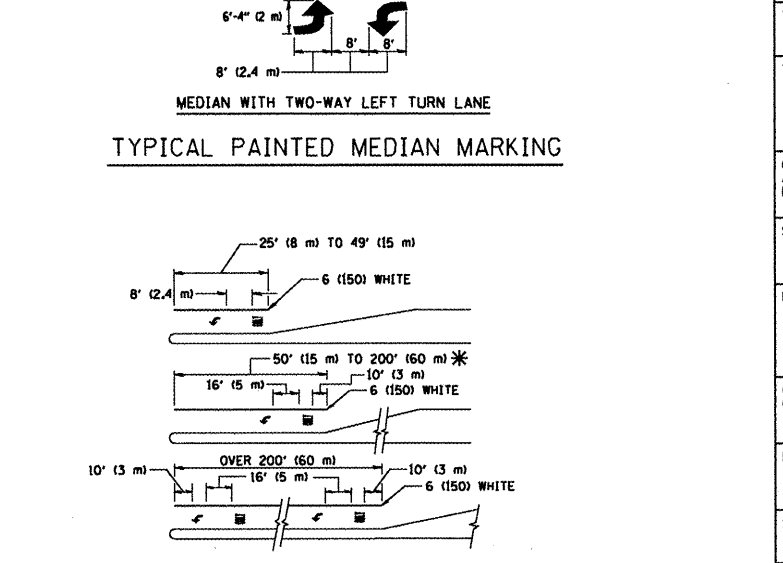
TYPICAL LANE AND EDGE LINE MARKING



TYPICAL CROSSWALK MARKING

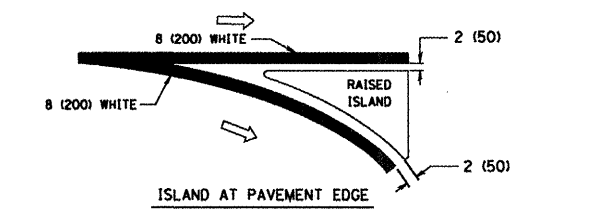
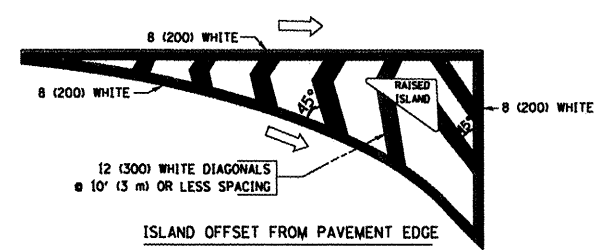


TYPICAL PAINTED MEDIAN MARKING



TYPICAL LEFT (OR RIGHT) TURN LANE

TYPICAL TURN LANE MARKING



TYPICAL ISLAND MARKING

| TYPE OF MARKING   | WIDTH OF LINE  | PATTERN                         | COLOR   | SPACING / REMARKS  |
|---|--|---------------------------------|---|--|
| CENTERLINE ON 2 LANE PAVEMENT   | 4 (100)  | SKIP-DASH                       | YELLOW  | 10' (3 m) LINE WITH 30' (9 m) SPACE  |
| CENTERLINE ON MULTI-LANE UNDIVIDED PAVEMENT   | 2 @ 4 (100)  | SOLID                           | YELLOW  | 11 (280) C-C   |
| NO PASSING ZONE LINES FOR ONE DIRECTION FOR BOTH DIRECTIONS                                       | 4 (100)<br>2 @ 4 (100)   | SOLID<br>SOLID                  | YELLOW<br>YELLOW  | 5/2 (140) C-C FROM SKIP-DASH CENTERLINE<br>11 (280) C-C<br>OMIT SKIP-DASH CENTERLINE BETWEEN   |
| LANE LINES  | 4 (100)<br>5 (125) ON FREEWAYS   | SKIP-DASH<br>SKIP-DASH          | WHITE<br>WHITE  | 10' (3 m) LINE WITH 30' (9 m) SPACE  |
| DOTTED LINES (EXTENSIONS OF CENTER, LANE OR TURN LANE MARKINGS)                                   | SAME AS LINE BEING EXTENDED  | SKIP-DASH                       | SAME AS LINE BEING EXTENDED                             | 2' (600) LINE WITH 6' (1.8 m) SPACE  |
| EDGE LINES  | 4 (100)  | SOLID                           | YELLOW-LEFT<br>WHITE-RIGHT                              | OUTLINE MOUNTABLE MEDIANS IN YELLOW. EDGE LINES ARE NOT USED NEXT TO BARRIER CURB  |
| TURN LANE MARKINGS  | 6 (150) LINE; FULL SIZE LETTERS & SYMBOLS 18' (2.4m)                                       | SOLID                           | WHITE   | SEE TYPICAL TURN LANE MARKING DETAIL   |
| TWO WAY LEFT TURN MARKING   | 2 @ 4 (100) EACH DIRECTION<br>8' (2.4m) LEFT ARROW   | SKIP-DASH AND SOLID<br>IN PAIRS | YELLOW<br>WHITE   | 10' (3 m) LINE WITH 30' (9 m) SPACE FOR SKIP-DASH 5/2 (140) C-C BETWEEN SOLID LINE AND SKIP-DASH LINE<br>SEE TYPICAL TWO-WAY LEFT TURN MARKING DETAIL              |
| CROSSWALK LINES (PEDESTRIAN)<br>A. DIAGONALS (BIKE & EQUESTRIAN)<br>B. LONGITUDINAL BARS (SCHOOL) | 2 @ 6 (150)<br>12 (300) @ 45°<br>12 (300) @ 90°  | SOLID<br>SOLID<br>SOLID         | WHITE<br>WHITE<br>WHITE                                 | NOT LESS THAN 6' (1.8 m) APART<br>2' (600) APART<br>2' (600) APART<br>SEE TYPICAL CROSSWALK MARKING DETAILS.   |
| STOP LINES  | 24 (600)   | SOLID                           | WHITE   | PLACE 4' (1.2 m) IN ADVANCE OF AND PARALLEL TO CROSSWALK, IF PRESENT, OTHERWISE, PLACE AT DESIRED STOPPING POINT, PARALLEL TO CROSSROAD CENTERLINE, WHERE POSSIBLE |
| PAINTED MEDIANS   | 2 @ 4 (100) WITH 12 (300) DIAGONALS @ 45°<br>NO DIAGONALS USED FOR 4' (1.2 m) WIDE MEDIANS | SOLID                           | YELLOW;<br>TWO WAY TRAFFIC<br>WHITE;<br>ONE WAY TRAFFIC | 11 (280) C-C FOR THE DOUBLE LINE<br>SEE TYPICAL PAINTED MEDIAN MARKING.  |
| CORE MARKING AND CHANNELIZING LINES   | 8 (200) WITH 12 (300) DIAGONALS @ 45°  | SOLID                           | WHITE   | DIAGONALS:<br>15' (4.5 m) C-C (LESS THAN 30MPH (50 km/h))<br>20' (6 m) C-C (30MPH (50 km/h) TO 45MPH (70 km/h))<br>30' (9 m) C-C (OVER 45MPH (70 km/h))            |
| RAILROAD CROSSING   | 24 (600) TRANSVERSE LINES; "RR" IS 6' (1.8 m) LETTERS; 16 (400) LINE FOR "X"               | SOLID                           | WHITE   | SEE STATE STANDARD 780001<br>AREA OF:<br>"R"=3.6 SQ. FT. (0.33 m²) EACH<br>"X"=54.0 SQ. FT. (5.0 m²)   |
| SHOULDER DIAGONALS  | 12 (300) @ 45°   | SOLID                           | WHITE - RIGHT<br>YELLOW - LEFT                          | 50' (15 m) C-C (LESS THAN 30MPH (50 km/h))<br>75' (25 m) C-C (30 MPH (50 km/h) TO 45MPH (70 km/h))<br>150' (45 m) C-C (OVER 45MPH (70 km/h))                       |

FOR FURTHER DETAILS ON PAVEMENT MARKING REFER TO STANDARD SPECIFICATIONS FOR ROAD AND BRIDGE CONSTRUCTION AND STATE STANDARD 780001.

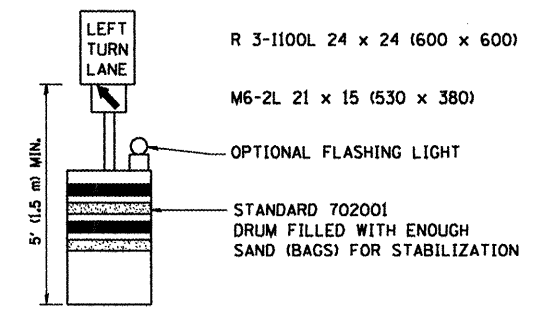
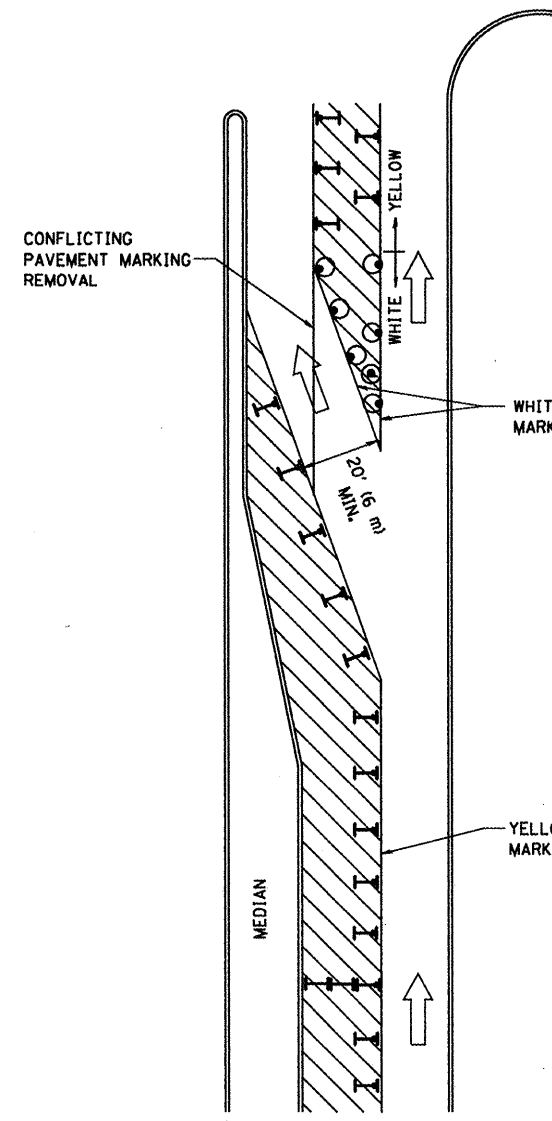
All dimensions are in inches (millimeters) unless otherwise shown.

|                             |                        |                  |                                |
|-----------------------------|------------------------|------------------|--------------------------------|
| FILE NAME =                 | USER NAME = gegljanobt | DESIGNED - EVERS | REVISED -T, RAMMACHER 10-27-94 |
| W:\distsad\22x34\1\1013.dgn |                        | DRAWN -          | REVISED -A, HOUSEH 10-09-96    |
|                             |                        | CHECKED -        | REVISED -A, HOUSEH 10-17-96    |
|                             |                        | DATE - 03-19-90  | REVISED -T, RAMMACHER 01-06-00 |

STATE OF ILLINOIS  
DEPARTMENT OF TRANSPORTATION

|                           |  |                         |             |                           |              |           |
|---------------------------|--|-------------------------|-------------|---------------------------|--------------|-----------|
| DISTRICT ONE              |  | F.A. RTE.               | SECTION     | COUNTY                    | TOTAL SHEETS | SHEET NO. |
| TYPICAL PAVEMENT MARKINGS |  | VAR                     | 2008-009 PP | LAKE                      | 35           | 32        |
| SCALE: NONE               |  | SHEET NO. 1 OF 1 SHEETS |             | STA.                      | TO STA.      |           |
|                           |  | FED. ROAD DIST. NO. 1   |             | ILLINOIS FED. AID PROJECT |              |           |

|           |             |              |              |           |
|-----------|-------------|--------------|--------------|-----------|
| F.A. RTE. | SECTION     | COUNTY       | TOTAL SHEETS | SHEET NO. |
| VAR       | 2008-009 PP | LAKE         | 35           | 32        |
| TC-13     |             | CONTRACT NO. |              |           |

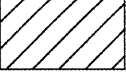







**GENERAL NOTES**

1. CONES MAY BE SUBSTITUTED FOR BARRICADES OR DRUMS AT HALF THE SPACING DURING DAY OPERATIONS. CONES SHALL BE A MINIMUM OF 28 (710) IN HEIGHT. WHEN CONES ARE BEING USED, THE "LEFT TURN LANE" SIGN MAY BE SKID MOUNTED AT A MINIMUM HEIGHT OF 5' (1.5 m).
2. STEADY BURNING LIGHTS WILL NOT BE REQUIRED ON BARRICADES OR DRUMS FOR DAY OPERATIONS. ALL LIGHTS SHALL BE MONODIRECTIONAL.
3. REFLECTORIZED TEMPORARY PAVEMENT MARKING TAPE SHALL BE PLACED THROUGHOUT THE BARRICADED AREA OF EACH TURN BAY WHERE THE CLOSURE TIME IS GREATER THAN FOURTEEN DAYS.
4. THIS APPLICATION ALSO APPLIES WHEN WORK IS BEING PERFORMED IN THE RIGHT LANE(S) AND THE RIGHT TURN BAY IS TO REMAIN OPEN. UNDER THIS CONDITION, "RIGHT TURN LANE" R3-100 24 x 24 (600 x 600) AND M6-2R 21 x 15 (530 x 380) SHALL BE USED.
5. THESE CONTROLS SHALL SUPPLEMENT MAINLINE TRAFFIC CONTROL FOR LANE CLOSURES.
6. LONGITUDINAL DIMENSIONS MAY BE ADJUSTED TO FIT FIELD CONDITIONS.
7. FORM BT 725 IS REQUIRED.
8. TRAFFIC CONTROL AND PROTECTION AT TURN BAYS (TO REMAIN OPEN TO TRAFFIC) SHALL BE INCLUDED IN THE COST SPECIFIED TRAFFIC CONTROL STANDARDS OR ITEMS.

All dimensions are in Inches (millimeters) unless otherwise shown.

**LEGEND**

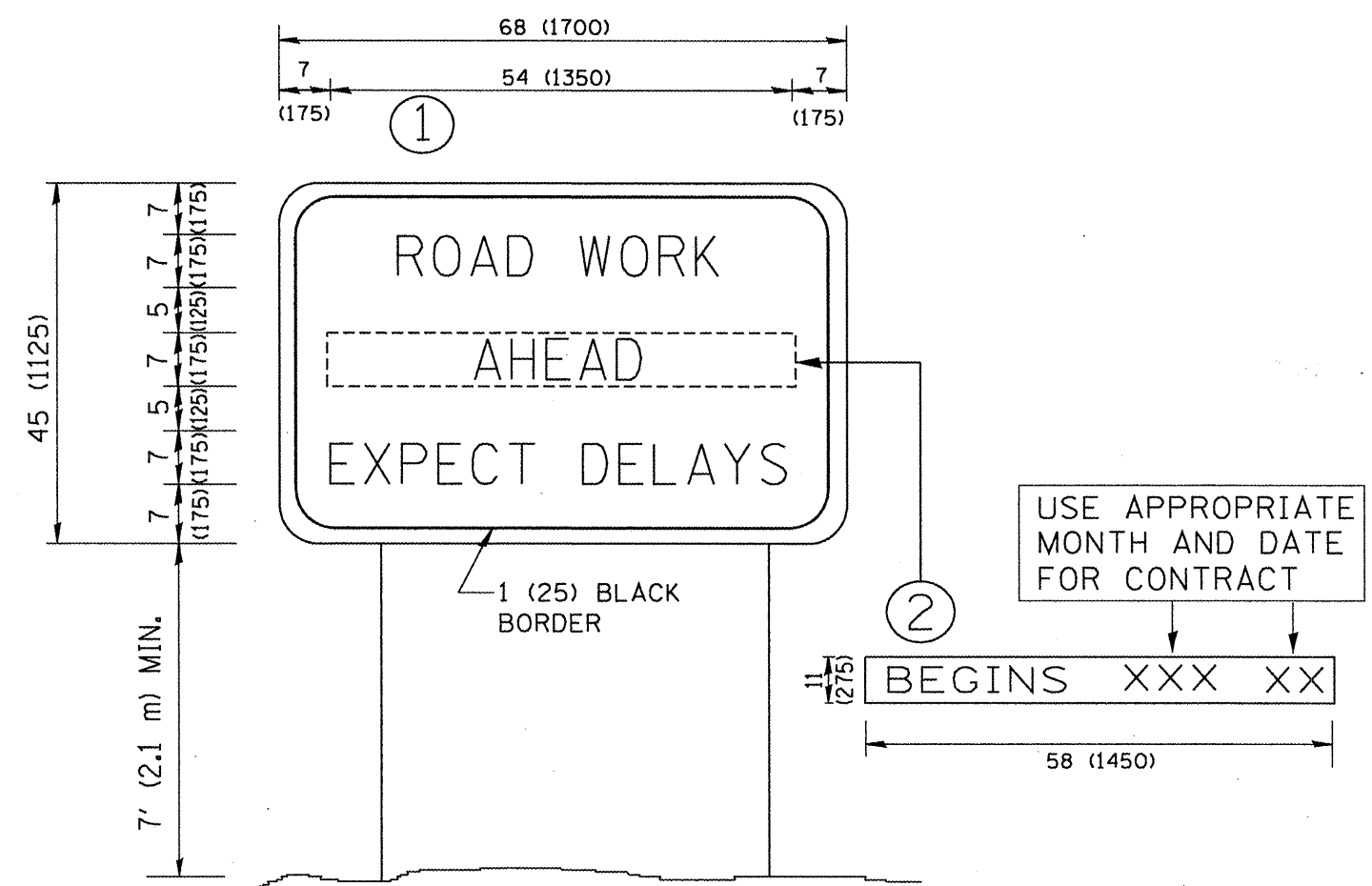
-  WORK AREA
-  LANE OPEN TO TRAFFIC
-  TYPE I OR II BARRICADE WITH STEADY BURN LIGHT
-  DRUM WITH STEADY BURN LIGHT
-  DRUM WITH SIGN (WITH OPTIONAL FLASHING LIGHT) SEE DETAIL
-  TYPE I OR II CHECK BARRICADE WITH FLASHING LIGHT

|                           |                        |                             |                                |
|---------------------------|------------------------|-----------------------------|--------------------------------|
| FILE NAME =               | USER NAME = goglianobt | DESIGNED -                  | REVISED -T. RAMMACHER 09-08-94 |
| W:\distatd\22x34\to14.dgn |                        | DRAWN -                     | REVISED - A. HOUSEH 11-07-95   |
|                           |                        | PLOT SCALE = 50.0000' / IN. | REVISED - A. HOUSEH 10-12-96   |
|                           |                        | PLOT DATE = 1/4/2008        | REVISED -T. RAMMACHER 01-06-00 |

**STATE OF ILLINOIS  
DEPARTMENT OF TRANSPORTATION**

|  |                         |      |         |
|--|-------------------------|------|---------|
| <b>TRAFFIC CONTROL AND PROTECTION AT TURN BAYS<br/>(TO REMAIN OPEN TO TRAFFIC)</b> |                         |      |         |
| SCALE: NONE  | SHEET NO. 1 OF 1 SHEETS | STA. | TO STA. |

|   |             |              |              |           |
|---|-------------|--------------|--------------|-----------|
| F.A. RTE.                                       | SECTION     | COUNTY       | TOTAL SHEETS | SHEET NO. |
| VAR   | 2008-009 PP | LAKE         | 35           | 33        |
| TC-14   |             | CONTRACT NO. |              |           |
| FED. ROAD DIST. NO. 1 ILLINOIS FED. AID PROJECT |             |              |              |           |



**NOTES:**

1. USE BLACK LETTERING ON ORANGE BACKGROUND.
2. ERECT SIGNS IN ADVANCE OF THE LOCATION FOR THE "ROAD CONSTRUCTION AHEAD" SIGN AT LOCATIONS AS DIRECTED BY THE ENGINEER.
3. ERECT SIGN ① WITH INSTALLED PANEL ② ONE WEEK PRIOR TO THE START OF CONSTRUCTION.
4. REMOVE PANEL ② SOON AFTER THE START OF CONSTRUCTION.
5. SEE SPECIAL PROVISION FOR "TEMPORARY INFORMATION SIGNING" FOR ADDITIONAL INFORMATION.
6. ONE SIGN ASSEMBLY EQUALS 25.70 SQ. FT. (2.3 SQ. M.)
7. SHALL BE PAID FOR AS TEMPORARY INFORMATION SIGNING.

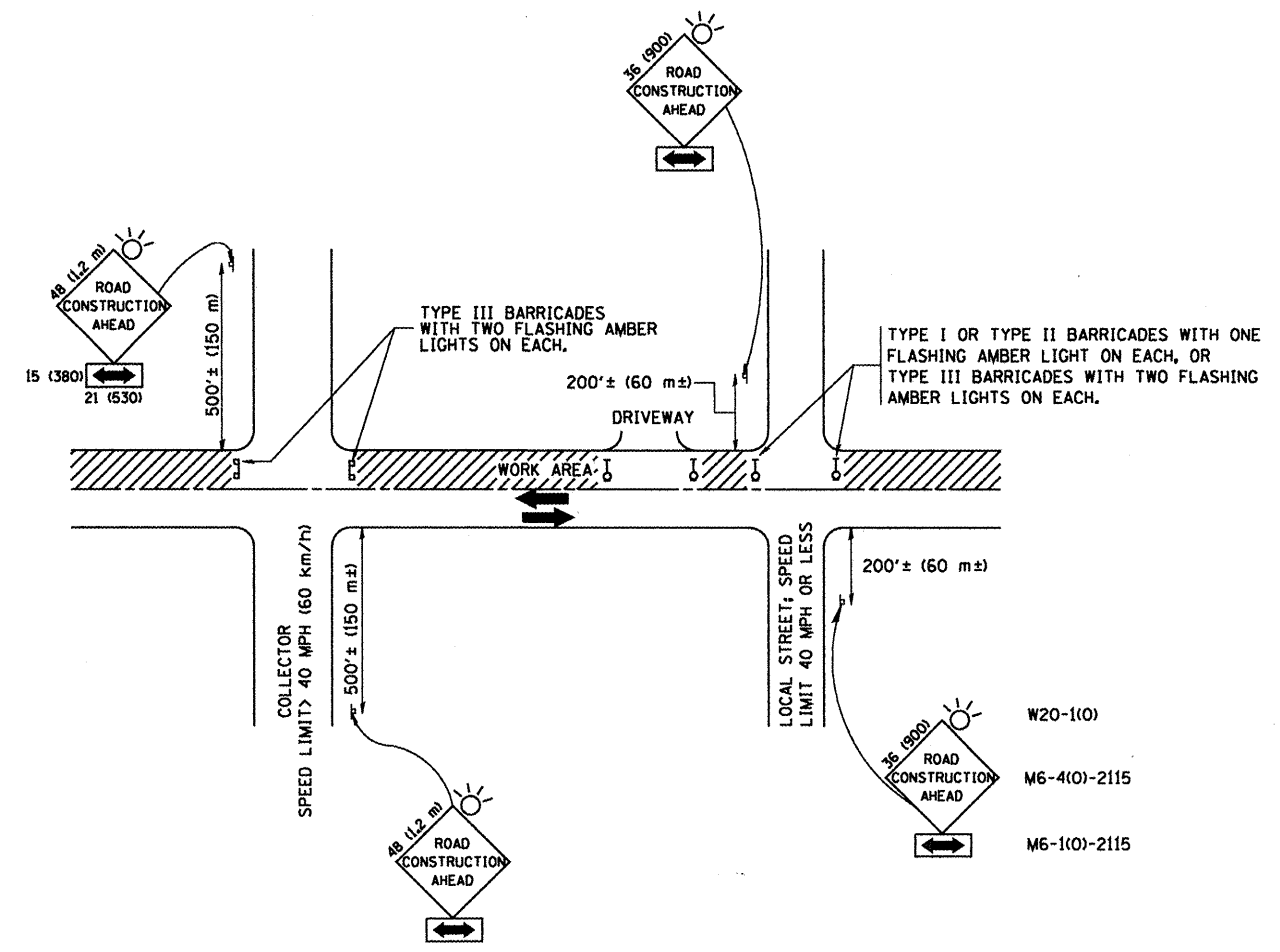
ALL DIMENSIONS ARE IN INCHES (MILLIMETERS) UNLESS OTHERWISE SHOWN.

|                                       |                           |                         |                        |
|---------------------------------------|---------------------------|-------------------------|------------------------|
| FILE NAME =<br>W:\data\22x34\to22.dgn | USER NAME =<br>geglienobc | DESIGNED -<br>DRAWN -   | REVISED -<br>REVISED - |
|                                       |                           | DESIGNED -<br>CHECKED - | REVISED -<br>REVISED - |
|                                       |                           | DESIGNED -<br>DATE -    | REVISED -<br>REVISED - |

**STATE OF ILLINOIS  
DEPARTMENT OF TRANSPORTATION**

|                                   |                         |                  |                        |                       |                       |                    |
|-----------------------------------|-------------------------|------------------|------------------------|-----------------------|-----------------------|--------------------|
| ARTERIAL ROAD<br>INFORMATION SIGN |                         | F.A. -<br>RTE. - | SECTION<br>2008-009 PP | COUNTY<br>LAKE        | TOTAL<br>SHEETS<br>35 | SHEET<br>NO.<br>34 |
| SCALE: NONE                       | SHEET NO. 1 OF 1 SHEETS | STA.             | TO STA.                | CONTRACT NO.<br>TC-22 |                       |                    |

|                       |                           |
|-----------------------|---------------------------|
| FED. ROAD DIST. NO. 1 | ILLINOIS FED. AID PROJECT |
|-----------------------|---------------------------|



TRAFFIC CONTROL AND PROTECTION FOR SIDE ROADS, INTERSECTIONS, AND DRIVEWAYS

NOTES:

- A. FOR NO LANE RESTRICTION ON THE SIDE ROAD OR DRIVEWAYS
  1. SIDE ROAD WITH A SPEED LIMIT OF 40 MPH (60 km/h) OR LESS AS SHOWN ON THE DRAWING AND AS DIRECTED BY THE ENGINEER:
    - a) ONE ROAD CONSTRUCTION AHEAD SIGN 36 x 36 (900x900) WITH A FLASHER AND FLAG MOUNTED ON IT APPROXIMATELY 200' (60 m) IN ADVANCE OF THE MAIN ROUTE.
    - b) THE CLOSED PORTION OF THE MAIN ROUTE SHALL BE PROTECTED BY BLOCKING WITH TYPE I, TYPE II OR TYPE III BARRICADES, 1/3 OF THE CROSS SECTION OF THE CLOSED PORTION.
  2. SIDE ROAD WITH A SPEED LIMIT GREATER THAN 40 MPH (60 km/h) AS SHOWN ON THE DRAWING AND AS DIRECTED BY THE ENGINEER:
    - a) ONE ROAD CONSTRUCTION AHEAD SIGN 48 x 48 (1.2 m x 1.2 m) WITH A FLASHER MOUNTED ON IT APPROXIMATELY 500' (150 m) IN ADVANCE OF THE MAIN ROUTE.
    - b) THE CLOSED PORTION OF THE MAIN ROUTE SHALL BE PROTECTED BY BLOCKING WITH TYPE III BARRICADES, 1/2 OF THE CROSS SECTION OF THE CLOSED PORTION.
- 3. WHEN THE SIDE ROAD LIES BETWEEN THE BEGINNING OF THE MAINLINE SIGNING AND THE WORK ZONE, A SINGLE HEADED ARROW (M6-1) SHALL BE USED IN LIEU OF THE DOUBLE HEADED ARROW (M6-4).

- B. FOR A LANE CLOSURE ON A SIDE ROAD OR DRIVEWAY:
 

USE APPLICABLE PORTIONS OF THE TYPICAL APPLICATION OF TRAFFIC CONTROL DEVICES (STD. 701501, STD. 701606 OR THE APPROPRIATE STANDARD). THE SPACING OF SIGNS AND BARRICADES SHALL BE ADJUSTED FOR FIELD CONDITIONS AS DIRECTED BY THE ENGINEER. THE DIRECTIONAL ARROW SHALL BE COVERED OR REMOVED WHEN NO LONGER CONSISTENT WITH THE SIDE ROAD LANE CLOSURE.

C. ADVANCE WARNING SIGNS ARE TO BE OMITTED ON DRIVEWAY UNLESS OTHERWISE NOTED.

D. THE TRAFFIC CONTROL AND PROTECTION FOR SIDE ROADS, INTERSECTIONS, AND DRIVEWAYS SHALL BE INCIDENTAL TO THE COST OF SPECIFIED TRAFFIC CONTROL STANDARDS OR ITEMS.

All dimensions are in millimeters (inches) unless otherwise shown.

|  |                           |                   |                                    |
|--|---------------------------|-------------------|------------------------------------|
| FILE NAME =<br>W:\distrad\22x34\to18.dgn | USER NAME =<br>geglienobt | DESIGNED -<br>LHA | REVISED -<br>J. OBERLE 10-18-95    |
|  |                           | DRAWN -           | REVISED -<br>A. HOUSEH 03-06-96    |
|  |                           | CHECKED -         | REVISED -<br>A. HOUSEH 10-15-96    |
|  |                           | DATE -<br>06-89   | REVISED -<br>T. RAMMACHER 01-06-00 |

STATE OF ILLINOIS  
DEPARTMENT OF TRANSPORTATION

TRAFFIC CONTROL AND PROTECTION FOR  
SIDE ROADS, INTERSECTIONS, AND DRIVEWAYS

SCALE: NONE SHEET NO. 1 OF 1 SHEETS STA. TO STA.

|   |            |        |              |           |
|---|------------|--------|--------------|-----------|
| F.A. RTE.                                       | SECTION    | COUNTY | TOTAL SHEETS | SHEET NO. |
| VAR   | 2008-009PP | LAKE   | 35           | 35        |
| TC-10   |            |        | CONTRACT NO. |           |
| FED. ROAD DIST. NO. 1 ILLINOIS FED. AID PROJECT |            |        |              |           |