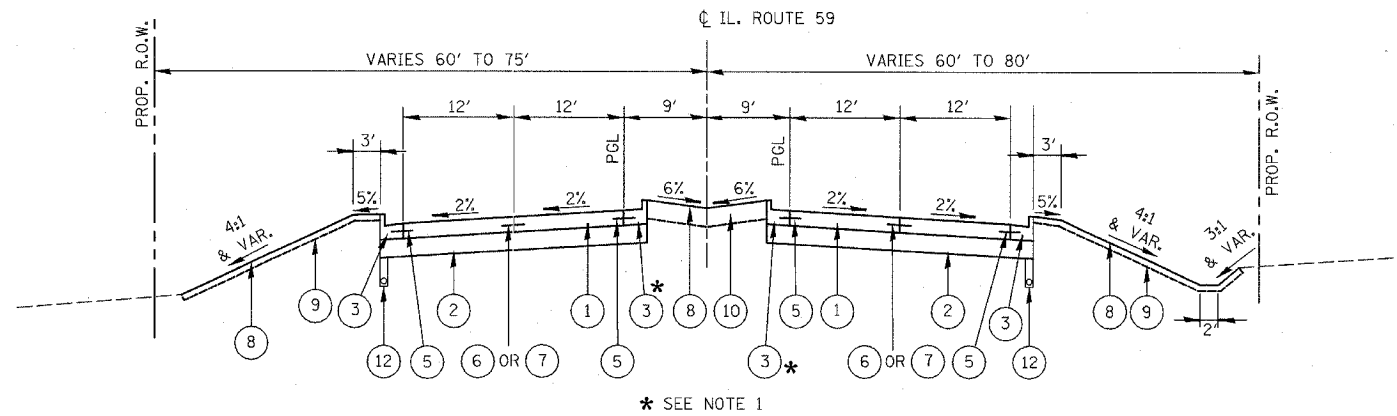
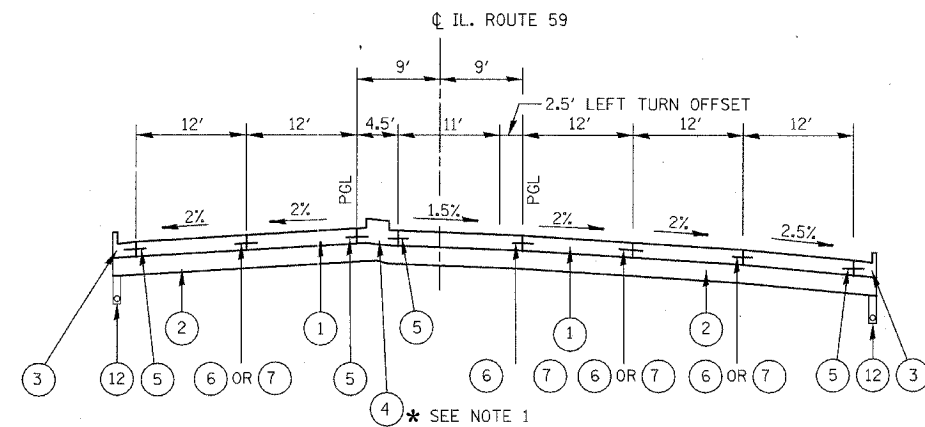


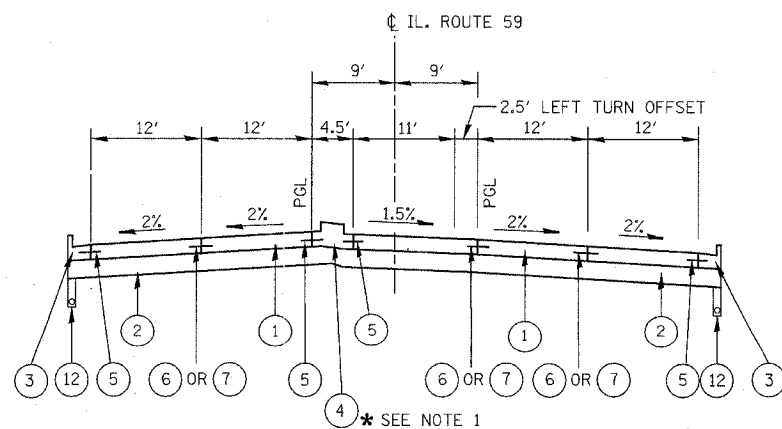
FAP NO.	SECTION	COUNTY	TOTAL SHEETS	SHEET NO.
338	(113 & 114) R-5	WILL	525	23
STA.	TD STA.			
FED. ROAD DIST. NO.	ALINDS	FAP 338 (IL RTE. 59)		



STA. 3193+25 TO STA. 3206+26  
AND  
STA. 3213+60 TO STA. 3299+13



TYPICAL LEFT AND RIGHT TURN LANE



TYPICAL LEFT TURN LANE

LEGEND PROPOSED

- 1 PORTLAND CEMENT CONCRETE PAVEMENT, 9 3/4 INCH (JOINTED)
- 2 AGGREGATE SUBGRADE, 12 INCH
- 3 COMBINATION CONCRETE CURB AND GUTTER, TYPE B-6.24
- 4 CONCRETE MEDIAN TYPE SB-6 (SPECIAL) (SEE NOTE 4)
- 5 NO. 6 x 24" TIE BARS (EPOXY COATED), GROUTED IN PLACE AT 24" O.C. INCLUDED IN COST OF COMBINATION CONCRETE CURB & GUTTER, STANDARD 606001.
- 6 LONGITUDINAL CONSTRUCTION JOINT GROUTED-IN-PLACE TIE BARS (EPOXY COATED) NO. 8 x 24" LONG DEFORMED TIE BARS AT 24" O.C. (STANDARD 420001) (INCLUDED IN THE COST OF CONCRETE PAVEMENT)
- 7 LONGITUDINAL SAWED JOINT - NO. 6 x 30" LONG DEFORMED TIE BARS (EPOXY COATED) AT 30" O.C. (STANDARD 420001) (INCLUDED IN THE COST OF CONCRETE PAVEMENT)
- 8 SODDING, SALT TOLERANT OR SEEDING (AS NOTED ON LANDSCAPE PLANS)
- 9 TOPSOIL FURNISH AND PLACE, 4"
- 10 TOPSOIL FURNISH AND PLACE, 12"
- 11 PORTLAND CEMENT CONCRETE SIDEWALK, 5" (SEE NOTE 4)
- 12 PIPE UNDERDRAINS, 4", FABRIC LINED TRENCH (SEE NOTE 4)
- 13 HOT-MIX ASPHALT SHOULDERS, 6" (SEE NOTE 2)
- 14 CONCRETE MEDIAN TYPE SB-6.24 (SEE NOTE 4)
- 15 TOPSOIL FURNISH AND PLACE, 8"

NOTES:

1. PROPOSED CURB AND GUTTER AND CONCRETE MEDIAN ALONG THE CENTER MEDIAN SHALL BE CONSTRUCTED WITH A REVERSE PITCHED GUTTER. THE COST OF THIS WORK SHALL BE INCLUDED IN THE CONTRACT UNIT PRICE FOR COMBINATION CONCRETE CURB AND GUTTER, TYPE B-6.24, CONCRETE MEDIAN TYPE SB-6.24, AND CONCRETE MEDIAN TYPE SB-6 (SPECIAL).
2. HOT-MIX ASPHALT SHOULDERS SHALL BE PLACED IN ACCORDANCE WITH IDOT DISTRICT 1 STANDARD BD-34.
3. FOR PROPOSED TYPICAL SECTIONS OF SIDE ROADS, SEE INTERSECTION JOINT DETAILS, ELEVATIONS, AND TYPICAL SECTION SHEETS.
4. SEE TYPICAL SECTION DETAILS SHEET.

STRUCTURAL DESIGN TRAFFIC	YEAR	2024
PV = 26,989	SU = 1,193	MU = 1,640
ROAD STREET CLASSIFICATION:	Class 1	
PERCENT OF STRUCTURAL DESIGN TRAFFIC IN DESIGN LANE:	P = 32 S = 45 MU = 45	
TRAFFIC FACTOR:	Actual TF 11.85	AC Type =
	Minimum TF 6.03	
AC GRADE: Binder =	Surface =	
SUBGRADE SUPPORT RATING:	SSR = Sta. to Sta.	

HOT-MIX ASPHALT (HMA) MIX REQUIREMENTS		
DESCRIPTION	AC TYPE	% AIR VOIDS
<b>CLASS D PATCHES, 6":</b>		
HMA BINDER COURSE, IL-19; 6" (2 LIFTS)	PG 64-22 *	4% @ 70 Gyr.
<b>CLASS D PATCHES, 9":</b>		
HMA BINDER COURSE, IL-19; 9" (3 LIFTS)	PG 64-22 *	4% @ 70 Gyr.
<b>PAVEMENT PATCHING, 9":</b>		
HMA BINDER COURSE, IL-19, N70 ; 9" (3 LIFTS)	PG 64-22	4% @ 70 Gyr.
<b>TEMPORARY PAVEMENT, 12":</b>		
HMA SURFACE COURSE, MIX "D", N50, IL 9.5; 2"	PG 64-22	4% @ 50 Gyr.
HMA BINDER COURSE, IL-19.0, N50; 10" (3 LIFTS)	PG 64-22 *	4% @ 50 Gyr.
<b>RENWICK ROAD RESURFACING:</b>		
HMA SURFACE COURSE, MIX "D", N70, IL 9.5; 2"	PG 64-22	4% @ 70 Gyr.
<b>IL ROUTE 59 RESURFACING:</b>		
POLYMERIZED HMA SURFACE COURSE, MIX "F", N90, IL 9.5; 2"	SBS/SBR PG 70-22	4% @ 90 Gyr.
<b>HOT-MIX ASPHALT SHOULDERS, 6":</b>		
HMA SURFACE COURSE, MIX "D", N50, IL 9.5; 2"	SBS/SBR PG 70-22	4% @ 50 Gyr.
HMA BINDER COURSE, IL-19.0, N50; 4" (1 LIFT)	SBS/SBR PG 70-22	4% @ 50 Gyr.
<b>COMMERCIAL ENTRANCE DRIVEWAY:</b>		
HMA SURFACE COURSE, MIX "C", N50, IL 9.5; 2"	PG 64-22	4% @ 50 Gyr.
HMA BASE COURSE (HMA BINDER IL-19.0); 8" (3 LIFTS)	PG 64-22 *	4% @ 50 Gyr.
<b>PRIVATE ENTRANCE DRIVEWAY:</b>		
HMA SURFACE COURSE, MIX "C", N50, IL 9.5; 2"	PG 64-22	4% @ 50 Gyr.
HMA BASE COURSE (HMA BINDER IL-19.0); 6" (2 LIFTS)	PG 64-22 *	4% @ 50 Gyr.

REVISIONS	
NAME	DATE
ADDENDUM A	05-13-08

ILLINOIS DEPARTMENT OF TRANSPORTATION  
DISTRICT NO. 1 SCHAUMBURG  
TYPICAL PROPOSED SECTIONS  
ILLINOIS ROUTE 59  
STA. 3193+25 TO 3299+13

THE UNIT WEIGHT USED TO CALCULATE ALL HMA SURFACE MIXTURE QUANTITIES IS 112 LBS/SQ YD/IN.  
\* WHEN RAP EXCEEDS 20%, THE NEW ASPHALT BINDER IN THE MIX SHALL BE PG 58-22.

SCALE NONE  
DATE MARCH 18, 2008  
DRAWN BY SCB  
CHECKED BY JCM