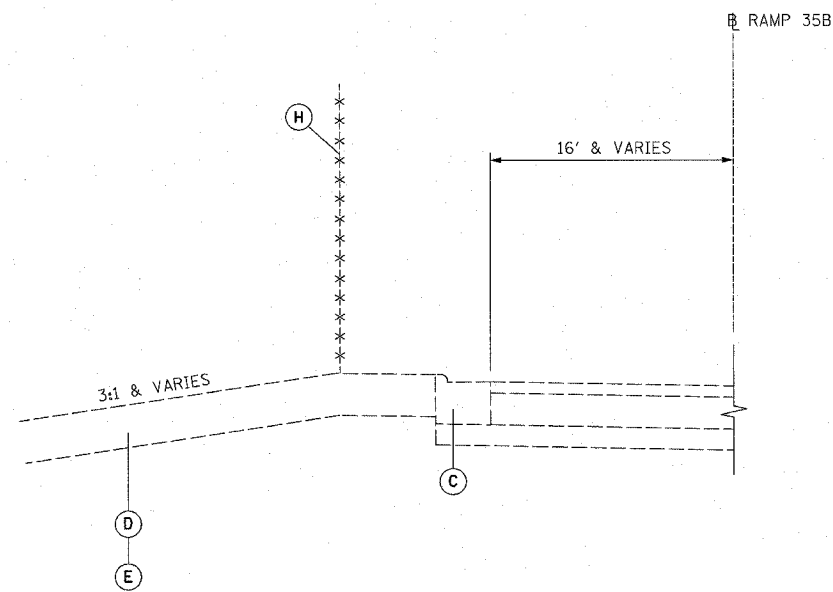
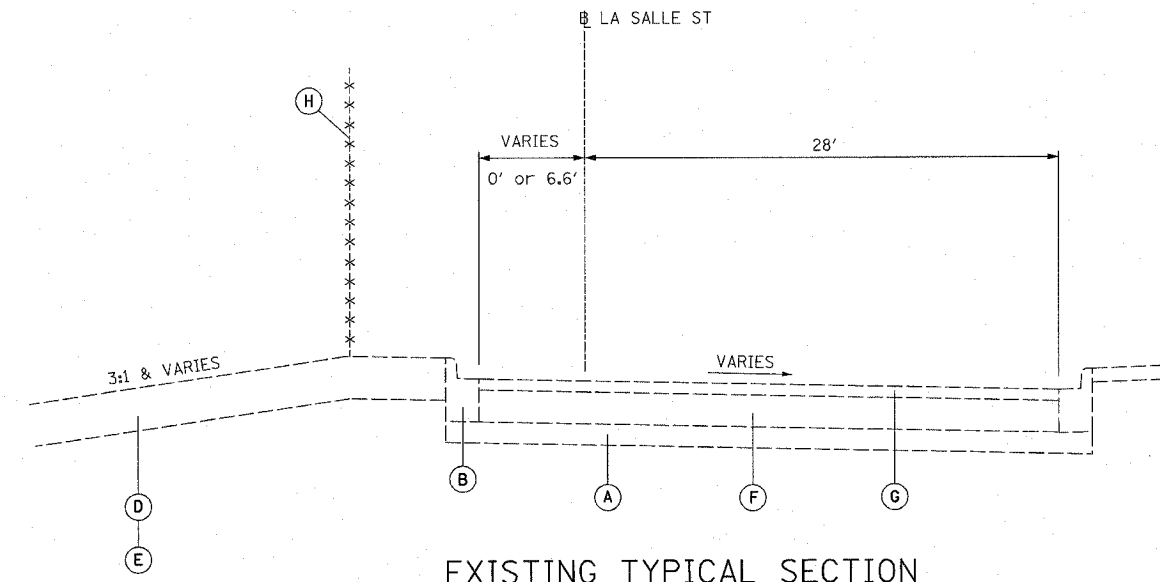


F.A.I.	SECTION	COUNTY	TOTAL SHEETS	SHEET NO.
94/90	*	COOK	29	4
STA.	TO STA.			
FED. ROAD DIST. NO.	ILLINOIS	FED. AID PROJECT		
62993		2324.6-1P-1-1		



STA. 427+52 to 6001+02

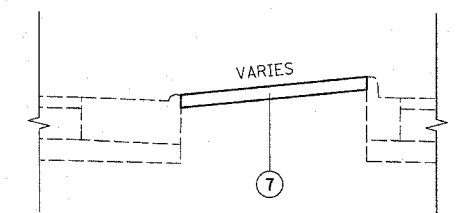


EXISTING TYPICAL SECTION

STA. 427+14 to 427+52
STA. 430+24 to 439+52

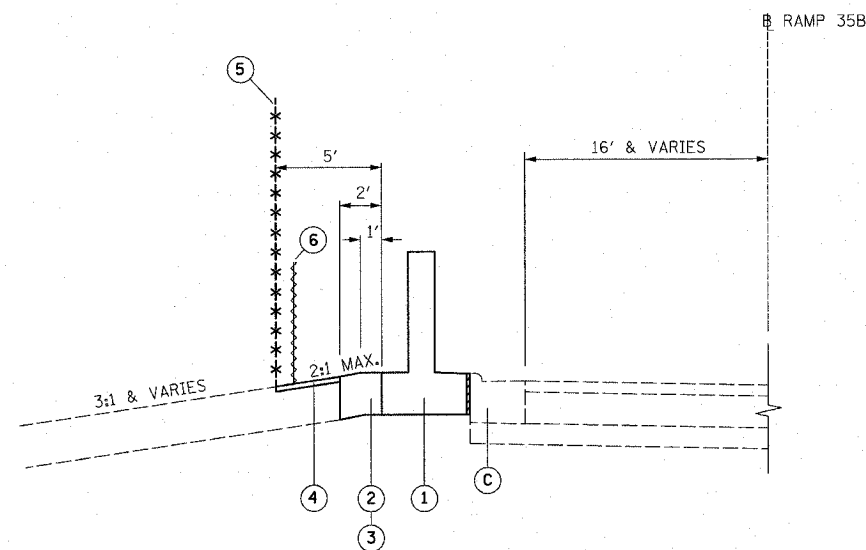
EXISTING LEGEND

- (A) GRANULAR MATERIAL, 6"
- (B) COMBINATION CONCRETE CURB AND GUTTER, TYPE B-6.12
- (C) COMBINATION CONCRETE CURB AND GUTTER, TYPE M-4.24
- (D) TOPSOIL, 4"
- (E) TOPSOIL, 12"
- (F) PORTLAND CEMENT CONCRETE PAVEMENT, 9"
- (G) BITUMINOUS CONCRETE, 3"
- (H) CHAIN LINK FENCE, 4'

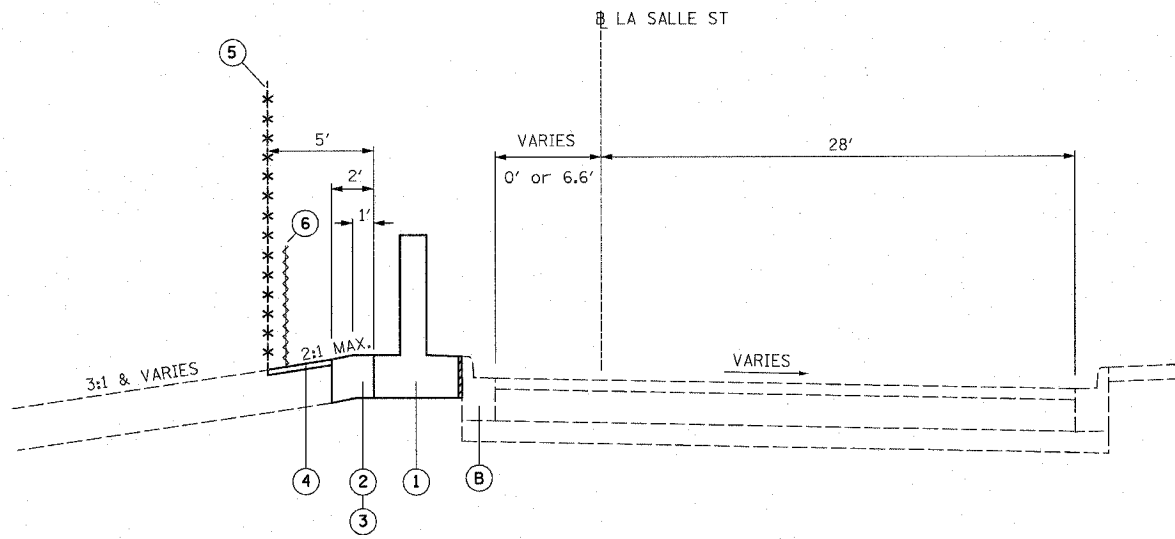


TYPICAL MEDIAN TREATMENT

STA. 429+84.73 to 430+71



STA. 427+52 to 6001+02



PROPOSED TYPICAL SECTION

STA. 427+14 to 427+52
STA. 430+24 to 439+52

PROPOSED LEGEND

- (1) FLUTED KNEE WALL
- (2) SEEDING CLASS 2A / TOPSOIL FURNISH AND PLACE, 4" / EROSION CONTROL BLANKET
- (3) SEEDING, CLASS 2A / TOPSOIL FURNISH AND PLACE, 12" / EROSION CONTROL BLANKET
- (4) SEEDING, CLASS 2A / EROSION CONTROL BLANKET
- (5) CHAIN LINK FENCE, 4' (SPECIAL)
- (6) SEDIMENT CONTROL, SILT FENCE (TO BE REMOVED AT PROJECT COMPLETION)
- (7) CONCRETE MEDIAN SURFACE, 6" (SPECIAL)

TYP-1

NOTES:

1. THICKNESS OF EXISTING PAVEMENT AND GRANULAR MATERIAL ARE TAKEN FROM RECORD DRAWING PLANS.
2. TYPICAL SECTIONS NEED TO BE VERIFIED WITH THE PLANS AS THEY ARE A REPRESENTATION OF THE PLANS. THEY DO NOT SHOW ALL CONFIGURATIONS, JUST THE MOST PREDOMINANT.

REVISIONS	
NAME	DATE
REVISOR	3-6-08
REVISOR	5-30-08

ILLINOIS DEPARTMENT OF TRANSPORTATION
F.A.I. 94/90 (DAN RYAN EXPRESSWAY)
NORTHBOUND KNEE WALLS (35TH ST TO 33RD ST)

TYPICAL SECTIONS

SCALE: NTS
DATE: 03/06/08
DRAWN BY: JDC
CHECKED BY: RS

BOWMAN, BARRETT & ASSOCIATES INC.
CONSULTING ENGINEERS
Chicago, Illinois
312.228.0100
www.bbandainc.com

I:\660\road\cwin\31P\SHEETS\660_31P_C1_000.dwg 5/29/2008 4:50:11 PM