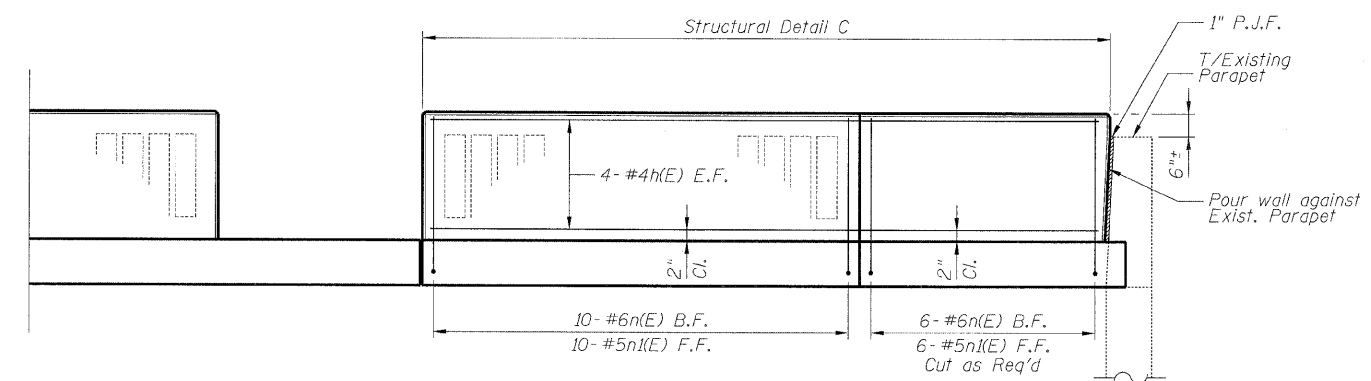
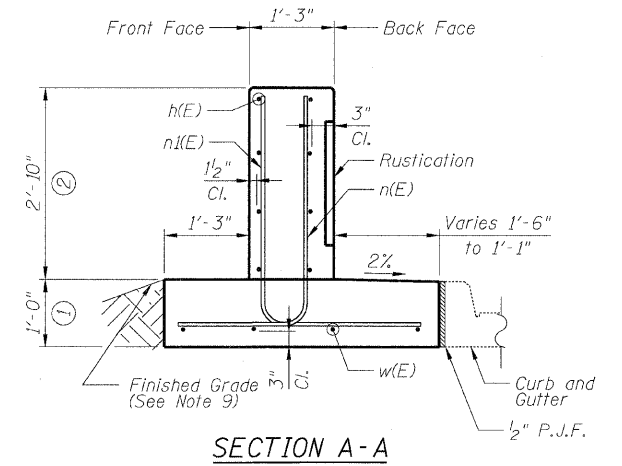


|                     |          |                  |              |           |
|---------------------|----------|------------------|--------------|-----------|
| F.A.I.              | SECTION  | COUNTY           | TOTAL SHEETS | SHEET NO. |
| 94/90               |          | COOK             | 29           | 17        |
| STA.                |          | TO STA.          |              |           |
| FED. ROAD DIST. NO. | ILLINOIS | FED. AID PROJECT |              |           |
| 62993               |          | 2324.6-1P-1-1    |              |           |



**ELEVATION**



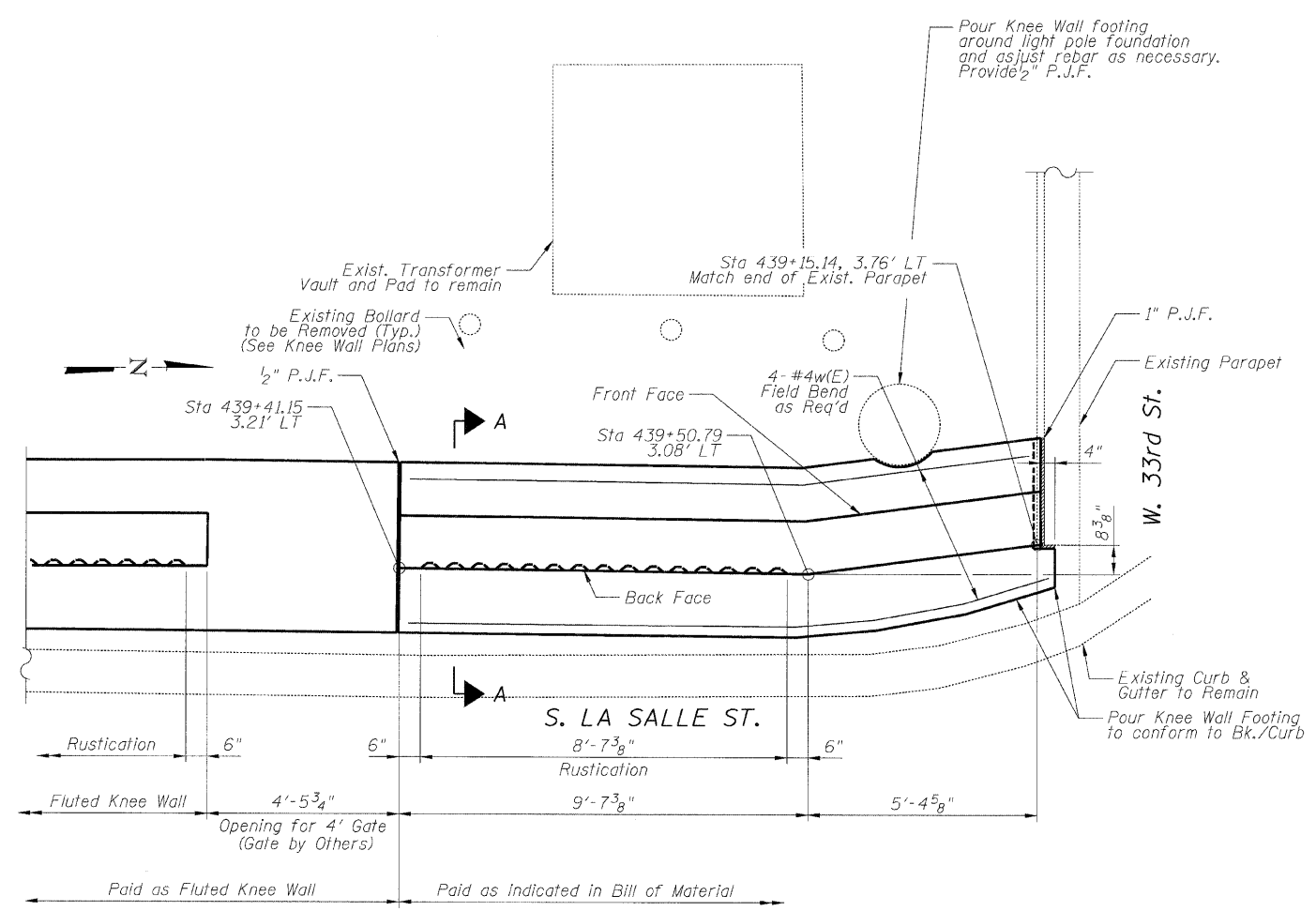
**SECTION A-A**

**DETAIL C REINFORCEMENT  
SCHEDULE AND  
BILL OF MATERIAL**

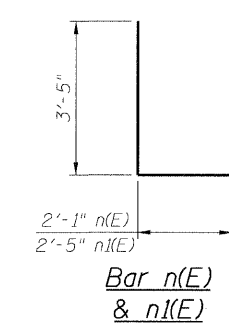
| Bar  | No.                              | Size    | Length | Shape |
|------|----------------------------------|---------|--------|-------|
| h(E) | 8                                | #4      | 14'-8" | —     |
| n(E) | 16                               | #6      | 5'-6"  | L     |
| n(E) | 16                               | #5      | 5'-10" | L     |
| w(E) | 4                                | #4      | 14'-8" | —     |
|      |                                  |         |        |       |
| Item |                                  | Unit    | Qty.   |       |
| ①    | Concrete Structures              | Cu. Yd. | 2.3    |       |
| ②    | Concrete Superstructure          | Cu. Yd. | 2.0    |       |
|      | Reinforcement Bars, Epoxy Coated | Pound   | 350    |       |
|      | Rustication Finish               | Sq. Ft. | 16     |       |
|      | Protective Coat                  | Sq. Yd. | 10     |       |

**NOTES:**

- All stations and offsets measured from S. La Salle St. @.
- Concrete:  $f'c = 3500$  psi
- Provide California Finish on top of foundation between stem and Frontage Road. See Roadway Details.
- At locations where Fluted Knee Wall abuts a rigid Structure, a 1" thick Preformed Expansion Joint Filler conforming to the shape of the Structure shall be installed between the Wall and the Structure.
- Apply Protective Coat to top and front face of stem and top of Frontage Road side of foundation.
- For Fluted Knee Wall standard details, see Sheet SD-1
- B.F. = Back Face (Frontage Road Side)  
F.F. = Front Face (Expressway Side)  
E.F. = Each Face
- Shape finished grade as required to match existing conditions.
- P.J.F. included in cost of concrete structures.



**PLAN**



BOWMAN, BARRETT & ASSOCIATES INC.  
CONSULTING ENGINEERS  
Chicago, Illinois  
312.228.0100  
www.bbandainc.com

| REVISIONS |        |
|-----------|--------|
| NAME      | DATE   |
| REVISED   | 3-6-08 |
|           |        |
|           |        |
|           |        |
|           |        |
|           |        |
|           |        |
|           |        |
|           |        |

ILLINOIS DEPARTMENT OF TRANSPORTATION  
F.A.I. 94/90 (DAN RYAN EXPRESSWAY)  
NORTHBOUND KNEE WALLS (35TH ST TO 33RD ST)

SCALE: N.T.S.      DRAWN BY: LAM  
DATE: 03/06/08      CHECKED BY: BLU

3/16/2008 10:24:27 PM