F. A. RTE.	SECTION	COUNTY	TOTAL SHEETS	SHEET NO.
	08-00146-00-TL	COOK	273	072
STA.		TO STA.		
FED. ROAD DIST. NO.	ILLINOIS	FED. AID PROJECT		

CONTRACT NO. 63003

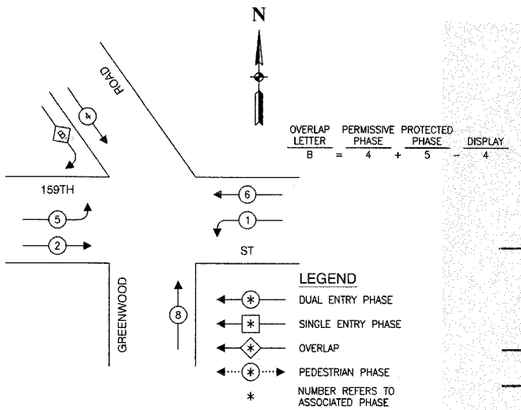

PHASE DESIGNATION DIAGRAM

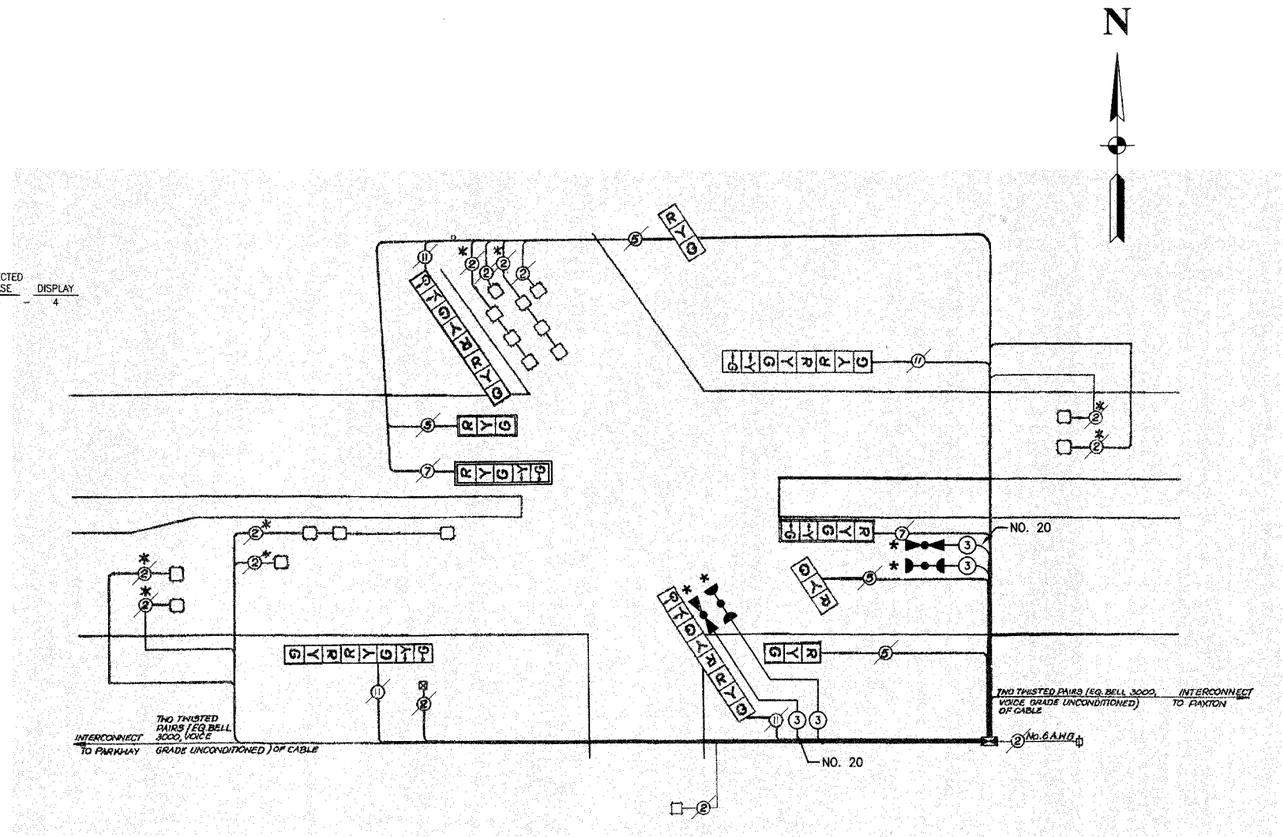

CABLE PLAN

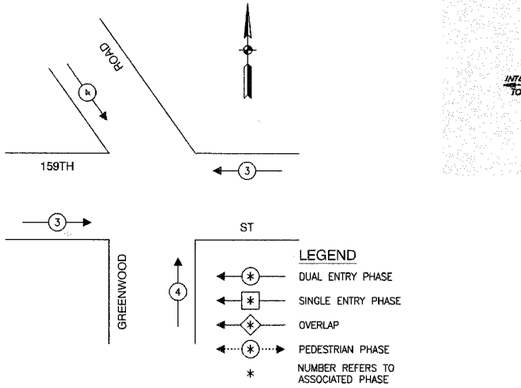

EMERGENCY VEHICLE PREEMPTION SEQUENCE

PROPOSED EMERGENCY VEHICLE PREEMPTORS		
EMERGENCY VEHICLE PREEMPTOR	3	4
MOVEMENT	← →	↓ ↑

CABLE PLAN LEGEND

EXISTING	PROPOSED	
G	G	8" TRAFFIC SIGNAL SECTION
R	R	12" TRAFFIC SIGNAL SECTION
W	W	12" PEDESTRIAN SIGNAL SECTION
		12" PEDESTRIAN SIGNAL SECTION
		CONTROLLER CABINET
		SERVICE INSTALLATION
T	T	TELEPHONE CONNECTION
		MAGNETIC DETECTOR
		EMERGENCY VEHICLE LIGHT DETECTOR
		CONFIRMATION BEACON
		PUSHBUTTON DETECTOR
		VEHICLE DETECTOR, INDUCTION LOOP
2	2	DENOTES NUMBER OF CONDUCTORS. ALL CABLE NO. 14 EXCEPT AS INDICATED. ALL LOOP DETECTOR CABLE TO BE SHIELDED.
"P"	"P"	SIGNAL FACE WITH BACKPLATE "P" INDICATES PROGRAMMED HEAD
"E"		RAILROAD CONTROL CABINET
"E"		ILLUMINATED SIGN, FIBOR OPTRIC "NO LEFT TURN"
"E"		ILLUMINATED SIGN, FIBOR OPTRIC "NO RIGHT TURN"
H/C	H/C	GROUND ROD AT HANDHOLE, DOUBLE HANDHOLE, OR CONTROLLER
P	P	GROUND ROD AT POST OR MAST ARM POLE
S	S	GROUND ROD AT ELECTRIC SERVICE INSTALLATION

SCHEDULE OF QUANTITIES

PAY ITEM	UNIT	QUANTITY
TRAFFIC CONTROL AND PROTECTION, STANDARD 701701	L SUM	1
MAINTENANCE OF EXISTING TRAFFIC SIGNAL INSTALLATION	EACH	1
ELECTRIC CABLE IN CONDUIT, SIGNAL NO. 14 3C	FOOT	138
TRAFFIC SIGNAL POST, GALVANIZED STEEL 18 FT.	EACH	1
LIGHT DETECTOR	EACH	2
LIGHT DETECTOR AMPLIFIER	EACH	1
RELOCATE EXISTING SIGNAL HEAD	EACH	1
ELECTRIC CABLE IN CONDUIT NO. 20 3/C, TWISTED, SHIELDED	FOOT	138

NOTE

★ 1. THIS PLAN IS FOR THE PURPOSE OF INSTALLING EMERGENCY VEHICLE PREEMPTION EQUIPMENT AS SHOWN PER PLAN INDICATED IN THE SCHEDULE OF QUANTITIES. ALL OTHER EQUIPMENT SHOWN SHALL BE DISREGARDED.

CITY OF CALUMET CITY
LOCATION NO. 27

★ PLANS MODIFIED BY ROBINSON ENGINEERING, LTD

REVISIONS		
	NAME	DATE
★	ADDED EV PREEMPTION	01/02/06
	ADDED 18' SIGNAL POST	

ILLINOIS DEPARTMENT OF TRANSPORTATION

PROPOSED EMERGENCY VEHICLE PREEMPTION CABLE PLAN, PHASE DESIGNATION DIAGRAM & SCHEDULE OF QUANTITIES
RIVER OAKS DRIVE & GREENWOOD ROAD

SCALE: VERT. HORIZ. DRAWN BY
DATE CHECKED BY

ROBINSON ENGINEERING, LTD.
17000 SOUTH PARK AVENUE SOUTH HOLLAND, ILLINOIS 60473
(708) 331-6700 FAX (708) 331-3626
ILLINOIS DESIGN FIRM REGISTRATION NO. 184001128

07248-135