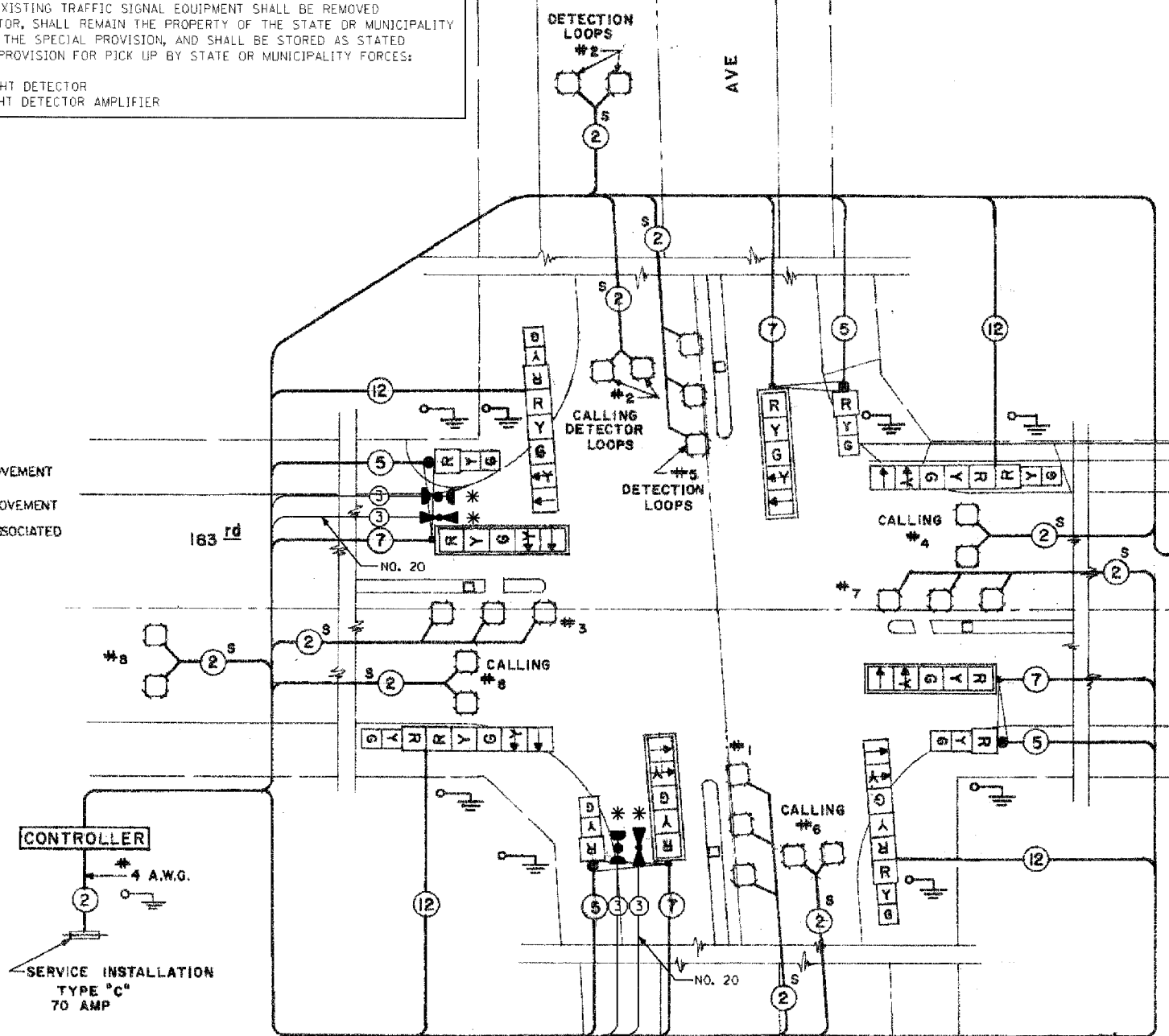
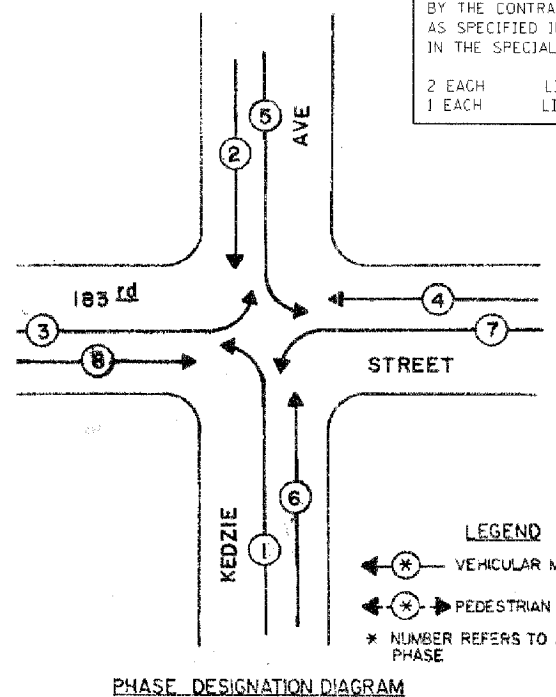


RTE.	SECTION	COUNTY	TOTAL SHEETS	SHEET NO.
08-000146-00-TL	COOK		143	143
STA.	TO STA.			
FED. ROAD DIST. NO.	ILLINOIS	FED. AID PROJECT		
CONTRACT NO. 63003				

CONTROLLER SEQUENCE IV
 REFERRING TO STANDARD 2393, THE VEHICULAR AND PEDESTRIAN PHASES USED ARE DESIGNATED BELOW.

THE FOLLOWING EXISTING TRAFFIC SIGNAL EQUIPMENT SHALL BE REMOVED BY THE CONTRACTOR, SHALL REMAIN THE PROPERTY OF THE STATE OR MUNICIPALITY AS SPECIFIED IN THE SPECIAL PROVISION, AND SHALL BE STORED AS STATED IN THE SPECIAL PROVISION FOR PICK UP BY STATE OR MUNICIPALITY FORCES:

2 EACH LIGHT DETECTOR
 1 EACH LIGHT DETECTOR AMPLIFIER



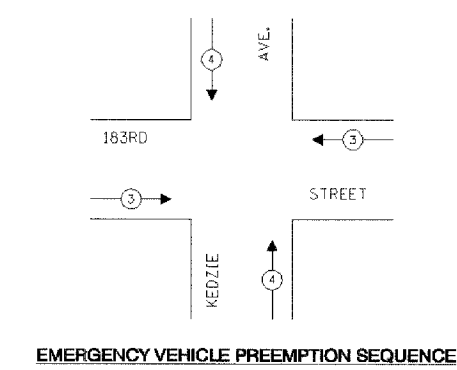
CABLE PLAN LEGEND

	PROPOSED	EXISTING
TRAFFIC SIGNAL CONTROLLER	⊠	⊠
EXISTING TRAFFIC SIGNAL CONTROLLER		⊠
INTERSECTION & SAMPLING (SYSTEM) DETECTORS	□	□
TRAFFIC SIGNAL CABLE NUMBER	①	①
LOOP DETECTOR CABLE	①	①
TRAFFIC SIGNAL DETAIL WALK SYMBOL	⊠	⊠
TRAFFIC SIGNAL DETAIL BACKPLATE	⊠	⊠
TRAFFIC SIGNAL DETAIL LEFT TURN GREEN	⊠	⊠
TRAFFIC SIGNAL DETAIL LEFT TURN YELLOW	⊠	⊠
TRAFFIC SIGNAL DETAIL WALK DW LETTERS	⊠	⊠
TRAFFIC SIGNAL PRIORITY VEHICLE DETECTOR	⊠	⊠
TRAFFIC SIGNAL CONFIRMATION BEACON	⊠	⊠
TRAFFIC SIGNAL PEDESTRIAN PUSH BUTTON	⊠	⊠
TELEPHONE CONNECTION	⊠	⊠
GROUNDING SYSTEM CONNECTION	⊠	⊠

SCHEDULE OF QUANTITIES

PAY ITEM	UNIT	QUANTITY
MAINTENANCE OF EXISTING TRAFFIC SIGNAL INSTALLATION	EACH	1
ELECTRIC CABLE IN CONDUIT, SIGNAL NO. 14 3C	FOOT	300
LIGHT DETECTOR	EACH	3
LIGHT DETECTOR AMPLIFIER	EACH	1
ELECTRIC CABLE IN CONDUIT NO. 20 3/C, TWISTED, SHIELDED	FOOT	300
REMOVE EXISTING TRAFFIC SIGNAL EQUIPMENT	EACH	1
REMOVE ELECTRIC CABLE FROM CONDUIT	FOOT	300

- NOTES**
- * 1. THIS PLAN IS FOR THE PURPOSE OF INSTALLING EMERGENCY VEHICLE PREEMPTION EQUIPMENT AS SHOWN PER PLAN INDICATED IN THE SCHEDULE OF QUANTITIES. ALL OTHER EQUIPMENT SHOWN SHALL BE DISREGARDED.
 - * 2. EXISTING LIGHT DETECTORS AND LIGHT DETECTOR AMPLIFIER REMOVED, TO BE RETURNED TO THE VILLAGE OF HAZEL CREST PUBLIC WORKS DEPARTMENT.



VILLAGE OF HAZEL CREST
 LOCATION NO. 81

Globetrotters®
 Engineering Corporation
 ENGINEERS ARCHITECTS
 300 South Wacker Drive
 Chicago, Illinois 60606

REVISIONS

NAME	DATE
ADDED EV PREEMPTION	01/02/08

ILLINOIS DEPARTMENT OF TRANSPORTATION
 PROPOSED EMERGENCY VEHICLE PREEMPTION
 CABLE PLAN, PHASE DESIGNATION DIAGRAM &
 SCHEDULE OF QUANTITIES
 183RD STREET & KEDZIE AVENUE
 HAZEL CREST, ILLINOIS

SCALE: VERT. N.T.S. HORIZ. N.T.S.
 DRAWN BY SL
 CHECKED BY CT