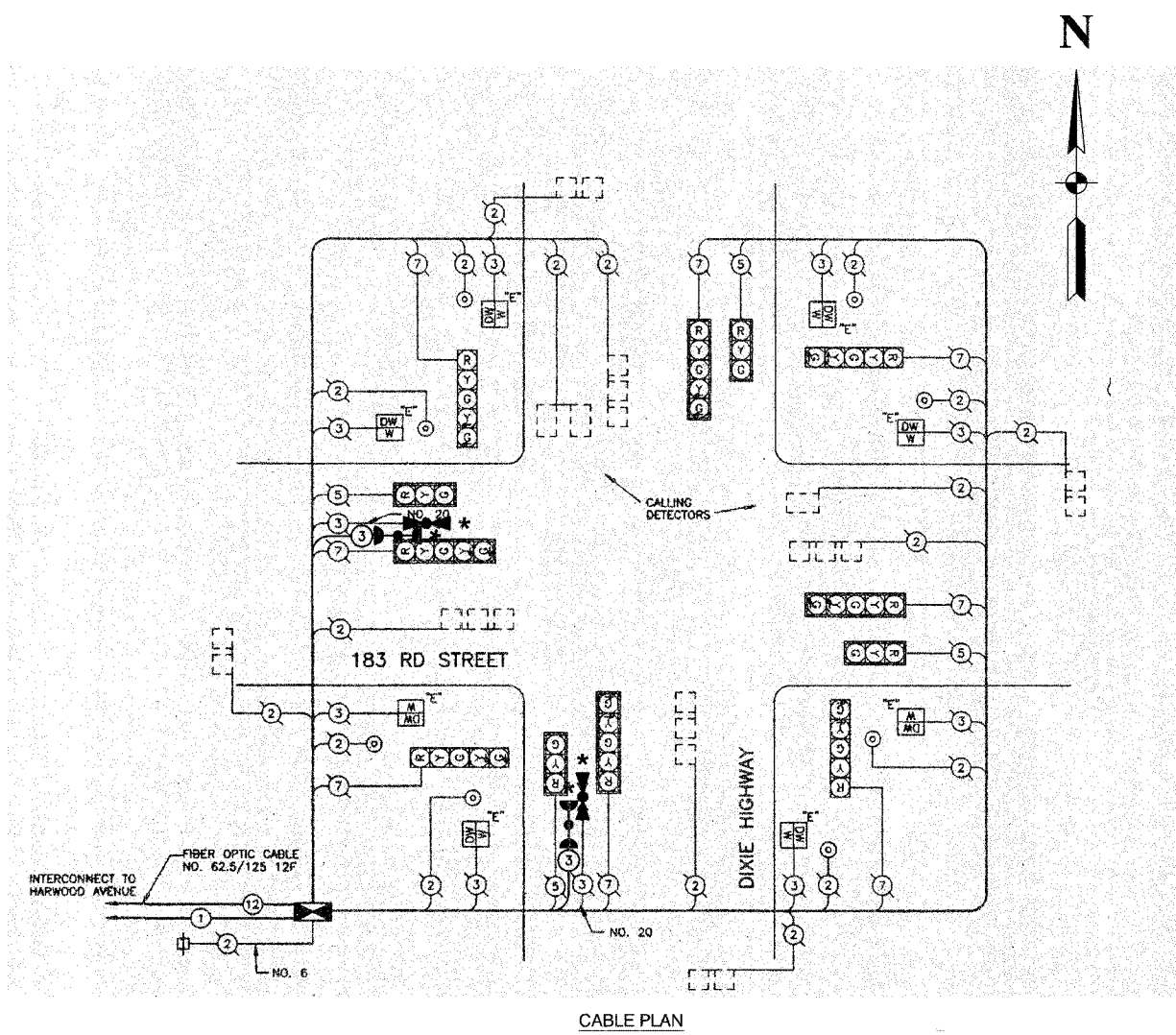
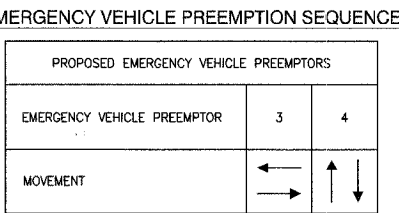
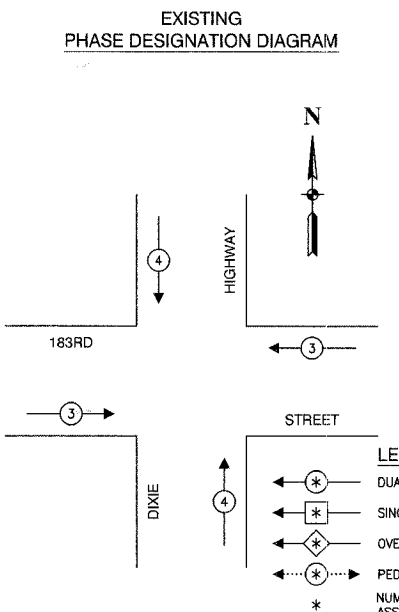
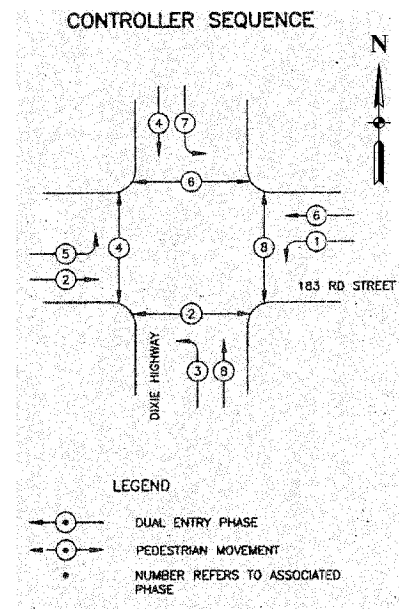


SECTION	COUNTY	TOTAL SHEETS	SHEET NO.
08-00146-00-TL	COOK	273	154
STA.	TO STA.		
FED. ROAD DIST. NO.	ILLINOIS	FED. AID PROJECT	

CONTRACT NO. 63003



CABLE PLAN LEGEND

EXISTING	PROPOSED	DESCRIPTION
[Symbol]	[Symbol]	8" TRAFFIC SIGNAL SECTION
[Symbol]	[Symbol]	12" TRAFFIC SIGNAL SECTION
[Symbol]	[Symbol]	12" PEDESTRIAN SIGNAL SECTION
[Symbol]	[Symbol]	12" PEDESTRIAN SIGNAL SECTION
[Symbol]	[Symbol]	CONTROLLER CABINET
[Symbol]	[Symbol]	SERVICE INSTALLATION
[Symbol]	[Symbol]	TELEPHONE CONNECTION
[Symbol]	[Symbol]	MAGNETIC DETECTOR
[Symbol]	[Symbol]	EMERGENCY VEHICLE LIGHT DETECTOR
[Symbol]	[Symbol]	CONFIRMATION BEACON
[Symbol]	[Symbol]	PUSHBUTTON DETECTOR
[Symbol]	[Symbol]	VEHICLE DETECTOR, INDUCTION LOOP
[Symbol]	[Symbol]	DENOTES NUMBER OF CONDUCTORS. ALL CABLE NO. 14 EXCEPT AS INDICATED. ALL LOOP DETECTOR CABLE TO BE SHIELDED.
[Symbol]	[Symbol]	SIGNAL FACE WITH BACKPLATE
[Symbol]	[Symbol]	"P" INDICATES PROGRAMMED HEAD
[Symbol]	[Symbol]	RAILROAD CONTROL CABINET
[Symbol]	[Symbol]	ILLUMINATED SIGN, FIBER OPTIC "NO LEFT TURN"
[Symbol]	[Symbol]	ILLUMINATED SIGN, FIBER OPTIC "NO RIGHT TURN"
[Symbol]	[Symbol]	H/C GROUND ROD AT HANDHOLE, DOUBLE HANDHOLE, OR CONTROLLER
[Symbol]	[Symbol]	P GROUND ROD AT POST OR MAST ARM POLE
[Symbol]	[Symbol]	S GROUND ROD AT ELECTRIC SERVICE INSTALLATION

SCHEDULE OF QUANTITIES

PAY ITEM	UNIT	QUANTITY
MAINTENANCE OF EXISTING TRAFFIC SIGNAL INSTALLATION	EACH	1
ELECTRIC CABLE IN CONDUIT, SIGNAL NO. 14 3C	FOOT	280
LIGHT DETECTOR	EACH	2
REMOVE EXISTING TRAFFIC SIGNAL EQUIPMENT	EACH	1

NOTES

* 1. THIS PLAN IS FOR THE PURPOSE OF INSTALLING EMERGENCY VEHICLE PREEMPTION EQUIPMENT AS SHOWN PER PLAN INDICATED IN THE SCHEDULE OF QUANTITIES. ALL OTHER EQUIPMENT SHOWN SHALL BE DISREGARDED.

* PLANS MODIFIED BY ROBINSON ENGINEERING, LTD

REVISIONS	
NAME	DATE
ADDED EV PREEMPTION	01/02/08

ILLINOIS DEPARTMENT OF TRANSPORTATION

PROPOSED EMERGENCY VEHICLE PREEMPTION CABLE PLAN, PHASE DESIGNATION DIAGRAM & SCHEDULE OF QUANTITIES

183RD STREET & DIXIE HIGHWAY

SCALE: VERT. _____

HORIZ. _____

DATE _____

DRAWN BY _____

CHECKED BY _____