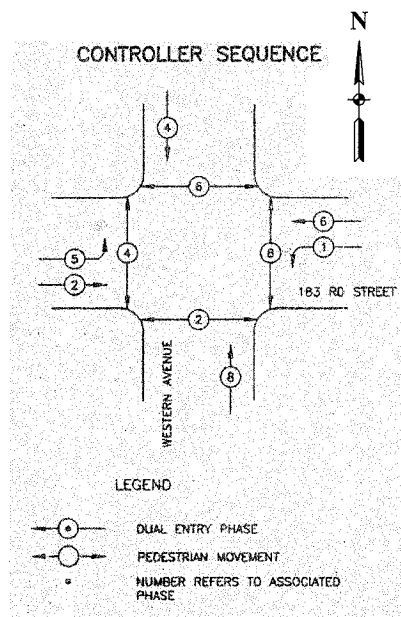
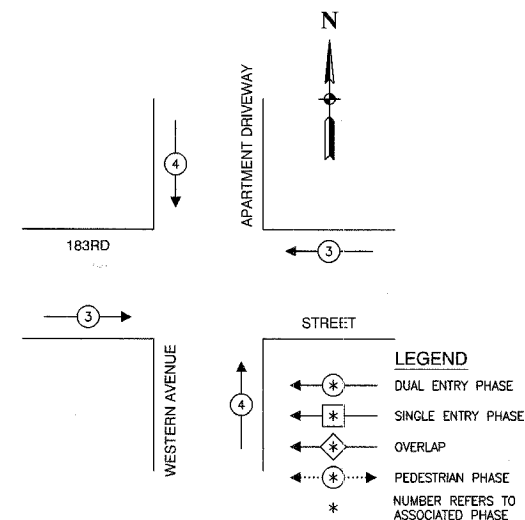


F. A. NO.	SECTION	COUNTY	TOTAL SHEETS	SHEET NO.
	08-00146-00-TL	COOK	273	158
STA.	TO STA.			
FED. ROAD DIST. NO.	BLANKS	FED. NO. PROJECT		

CONTRACT NO. 63003

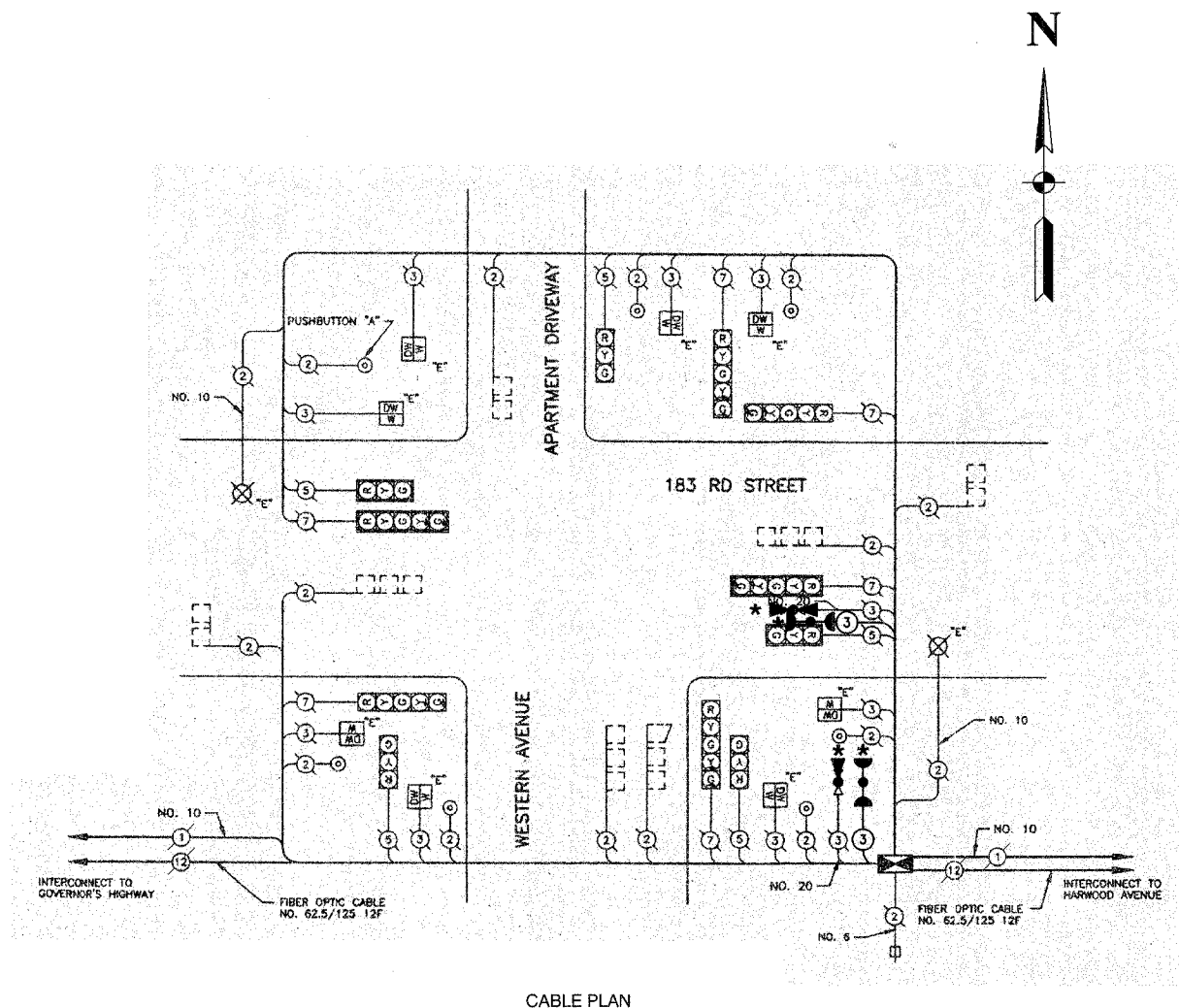


PHASE DESIGNATION DIAGRAM



EMERGENCY VEHICLE PREEMPTION SEQUENCE

PROPOSED EMERGENCY VEHICLE PREEMPTORS		
EMERGENCY VEHICLE PREEMPTOR	3	4
MOVEMENT	← →	↑ ↓

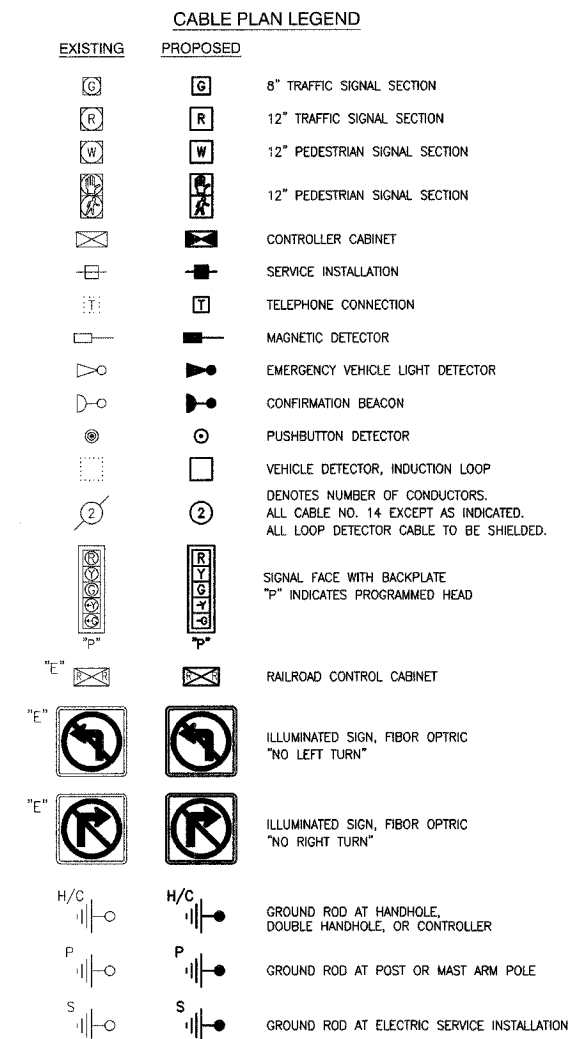


CABLE PLAN

SCHEDULE OF QUANTITIES		
PAY ITEM	UNIT	QUANTITY
MAINTENANCE OF EXISTING TRAFFIC SIGNAL INSTALLATION	EACH	1
ELECTRIC CABLE IN CONDUIT, SIGNAL NO. 14 3C	FOOT	135
LIGHT DETECTOR	EACH	2
REMOVE EXISTING TRAFFIC SIGNAL EQUIPMENT	EACH	1

NOTE

* 1. THIS PLAN IS FOR THE PURPOSE OF INSTALLING EMERGENCY VEHICLE PREEMPTION EQUIPMENT AS SHOWN PER PLAN INDICATED IN THE SCHEDULE OF QUANTITIES. ALL OTHER EQUIPMENT SHOWN SHALL BE DISREGARDED.



**VILLAGE OF HOMEWOOD
LOCATION NO. 69**

ILLINOIS DEPARTMENT OF TRANSPORTATION

**PROPOSED EMERGENCY VEHICLE PREEMPTION
CABLE PLAN, PHASE DESIGNATION DIAGRAM &
SCHEDULE OF QUANTITIES
183RD STREET & WESTERN AVENUE**

* PLANS MODIFIED BY
ROBINSON ENGINEERING, LTD

REVISIONS	
NAME	DATE
* ADDED EV PREEMPTION	01/02/08

SCALE: VERT. DRAWN BY
HORIZ. CHECKED BY
DATE

ROBINSON ENGINEERING, LTD.
1700 SOUTH PARK AVENUE SOUTH HOLLAND, ILLINOIS 60473
708/331-8200 FAX 708/331-0808
ILLINOIS DESIGN FIRM REGISTRATION NO. 184001126