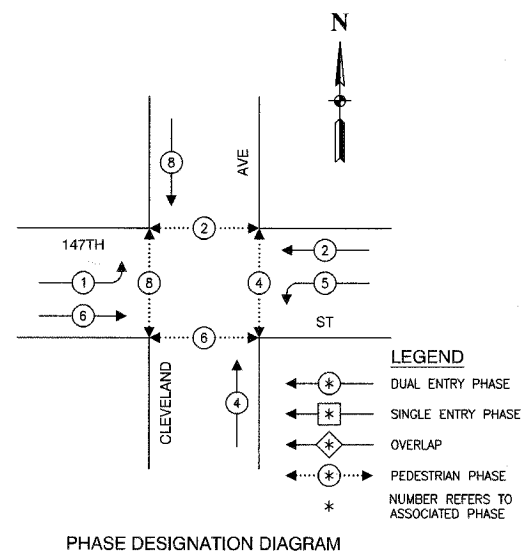
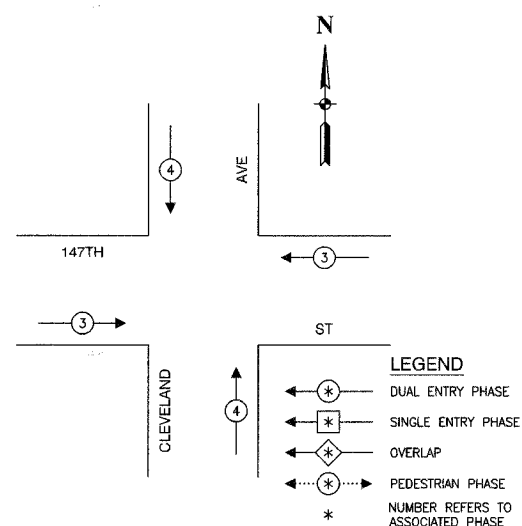


F. A. SHEET NO.	SECTION	COUNTY	TOTAL SHEETS	SHEET NO.
	08-00146-00-TL	COOK	273	217
STA.	TO STA.			
FED. ROAD DIST. NO.	ILLINOIS	FED. AID PROJECT		

CONTRACT NO. 63003

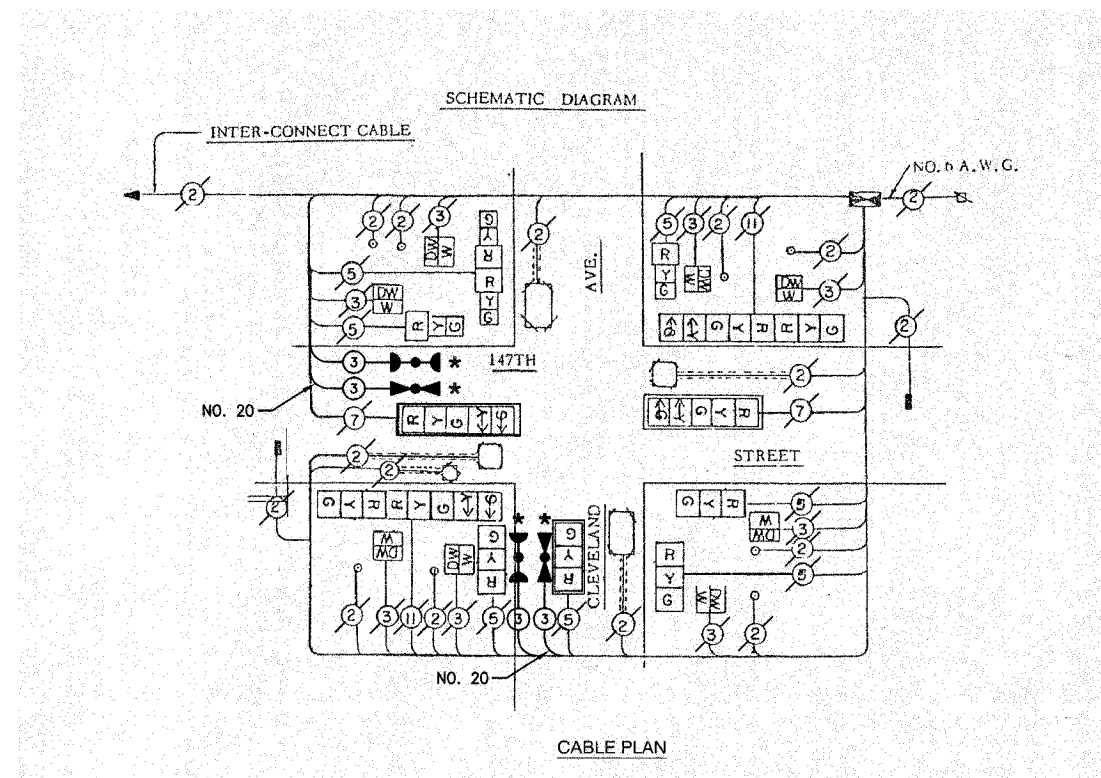


PHASE DESIGNATION DIAGRAM



EMERGENCY VEHICLE PREEMPTION SEQUENCE

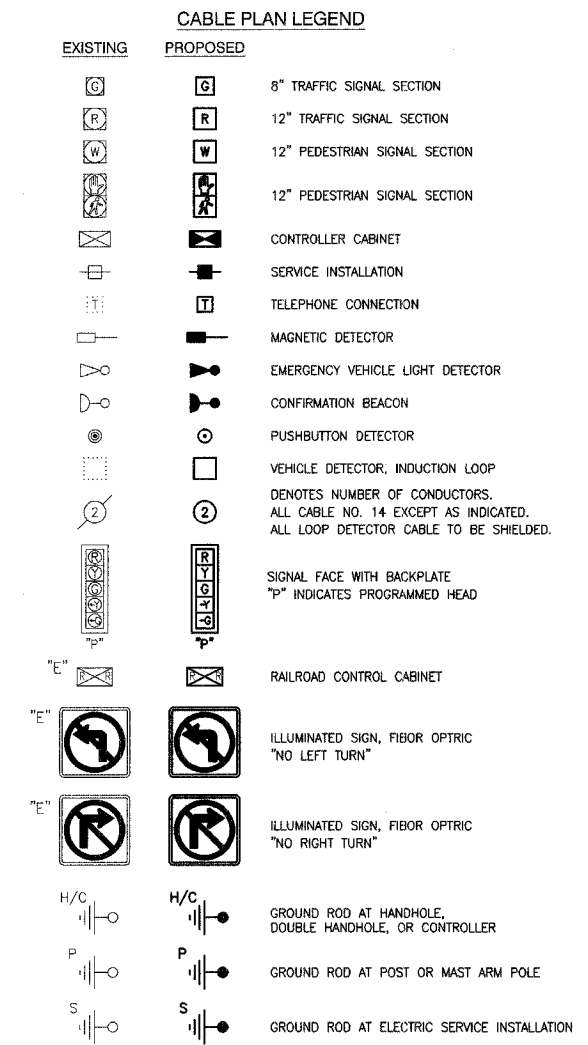
PROPOSED EMERGENCY VEHICLE PREEMPTORS		
EMERGENCY VEHICLE PREEMPTOR	3	4
MOVEMENT	← →	↓ ↑



CABLE PLAN

SCHEDULE OF QUANTITIES		
PAY ITEM	UNIT	QUANTITY
MAINTENANCE OF EXISTING TRAFFIC SIGNAL INSTALLATION	EACH	1
ELECTRIC CABLE IN CONDUIT, SIGNAL NO. 14 3C	FOOT	413
LIGHT DETECTOR	EACH	2
LIGHT DETECTOR AMPLIFIER	EACH	1
ELECTRIC CABLE IN CONDUIT NO. 20 3/C, TWISTED, SHIELDED	FOOT	413

NOTE
 * 1. THIS PLAN IS FOR THE PURPOSE OF INSTALLING EMERGENCY VEHICLE PREEMPTION EQUIPMENT AS SHOWN PER PLAN INDICATED IN THE SCHEDULE OF QUANTITIES. ALL OTHER EQUIPMENT SHOWN SHALL BE DISREGARDED.



* PLANS MODIFIED BY ROBINSON ENGINEERING, LTD

REVISIONS	
NAME	DATE
* ADDED EV PREEMPTION	01/02/08

ILLINOIS DEPARTMENT OF TRANSPORTATION

PROPOSED EMERGENCY VEHICLE PREEMPTION CABLE PLAN, PHASE DESIGNATION DIAGRAM & SCHEDULE OF QUANTITIES
 147TH STREET & CLEVELAND AVENUE

SCALE: VERT. _____ DRAWN BY _____
 HORIZ. _____ CHECKED BY _____
 DATE _____