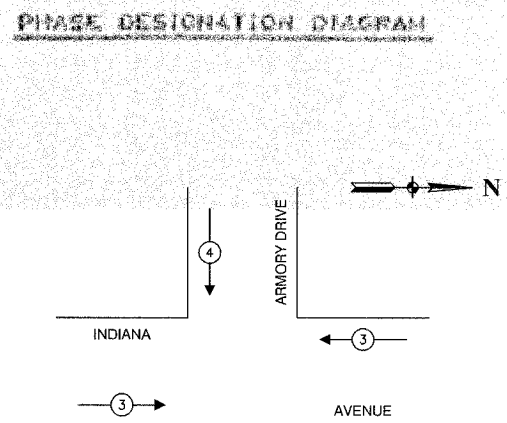
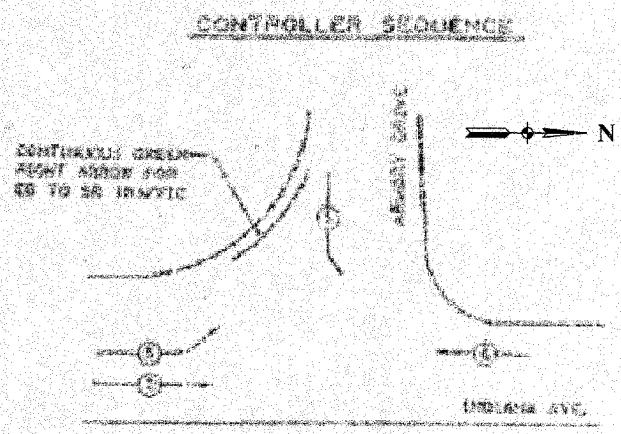
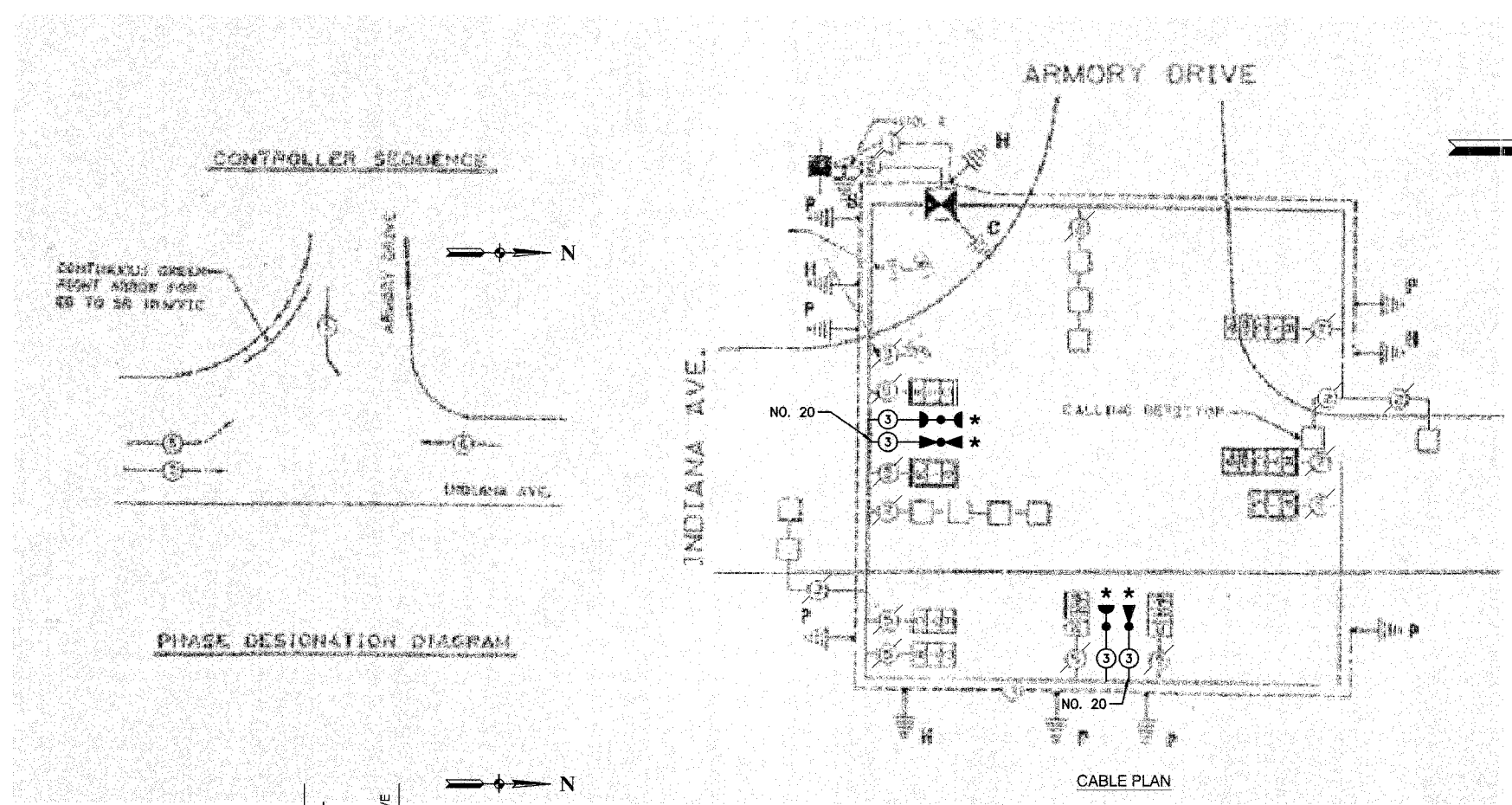


F. A. NO.	SECTION	COUNTY	TOTAL SHEETS	SHEET NO.
	08-00146-00-TL	COOK	273	273
STA.	TO STA.			
FED. ROAD DIST. NO.	ILLINOIS	FED. AID PROJECT		

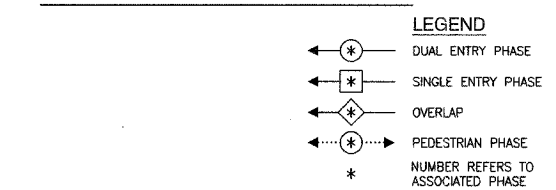
CONTRACT NO. 63003



EXISTING	PROPOSED	
		8" TRAFFIC SIGNAL SECTION
		12" TRAFFIC SIGNAL SECTION
		12" PEDESTRIAN SIGNAL SECTION
		12" PEDESTRIAN SIGNAL SECTION
		CONTROLLER CABINET
		SERVICE INSTALLATION
		TELEPHONE CONNECTION
		MAGNETIC DETECTOR
		EMERGENCY VEHICLE LIGHT DETECTOR
		CONFIRMATION BEACON
		PUSHBUTTON DETECTOR
		VEHICLE DETECTOR, INDUCTION LOOP
		DENOTES NUMBER OF CONDUCTORS. ALL CABLE NO. 14 EXCEPT AS INDICATED. ALL LOOP DETECTOR CABLE TO BE SHIELDED.
		SIGNAL FACE WITH BACKPLATE "P" INDICATES PROGRAMMED HEAD
		RAILROAD CONTROL CABINET
		ILLUMINATED SIGN, FIBER OPTIC "NO LEFT TURN"
		ILLUMINATED SIGN, FIBER OPTIC "NO RIGHT TURN"
		GROUND ROD AT HANDHOLE, DOUBLE HANDHOLE, OR CONTROLLER
		GROUND ROD AT POST OR MAST ARM POLE
		GROUND ROD AT ELECTRIC SERVICE INSTALLATION

SCHEDULE OF QUANTITIES		
PAY ITEM	UNIT	QUANTITY
MAINTENANCE OF EXISTING TRAFFIC SIGNAL INSTALLATION	EACH	1
ELECTRIC CABLE IN CONDUIT, SIGNAL NO. 14 3C	FOOT	348
TRAFFIC SIGNAL POST, GALVANIZED STEEL 18 FT.	EACH	1
LIGHT DETECTOR	EACH	2
LIGHT DETECTOR AMPLIFIER	EACH	1
RELOCATE EXISTING SIGNAL HEAD	EACH	1
REMOVE AND REINSTALL ELECTRIC CABLE FROM CONDUIT	FOOT	15
REMOVE EXISTING TRAFFIC SIGNAL EQUIPMENT	EACH	1
ELECTRIC CABLE IN CONDUIT NO. 20 3/C, TWISTED, SHIELDED	FOOT	348

NOTE
 * 1. THIS PLAN IS FOR THE PURPOSE OF INSTALLING EMERGENCY VEHICLE PREEMPTION EQUIPMENT AS SHOWN PER PLAN INDICATED IN THE SCHEDULE OF QUANTITIES. ALL OTHER EQUIPMENT SHOWN SHALL BE DISREGARDED.



EMERGENCY VEHICLE PREEMPTION SEQUENCE

PROPOSED EMERGENCY VEHICLE PREEMPTORS		
EMERGENCY VEHICLE PREEMPTOR	3	4
MOVEMENT	←	↓

**VILLAGE OF THORNTON
 LOCATION NO. 130**

* PLANS MODIFIED BY
 ROBINSON ENGINEERING, LTD

REVISIONS	
NAME	DATE
ADDED EV PREEMPTION	01/02/08
ADDED NEW 18' POST	

ILLINOIS DEPARTMENT OF TRANSPORTATION
**PROPOSED EMERGENCY VEHICLE PREEMPTION
 CABLE PLAN, PHASE DESIGNATION DIAGRAM &
 SCHEDULE OF QUANTITIES**
INDIANA AVENUE & ARMORY (170TH STREET) DRIVE

SCALE: VERT. _____ DRAWN BY _____
 HORIZ. _____ CHECKED BY _____
 DATE _____