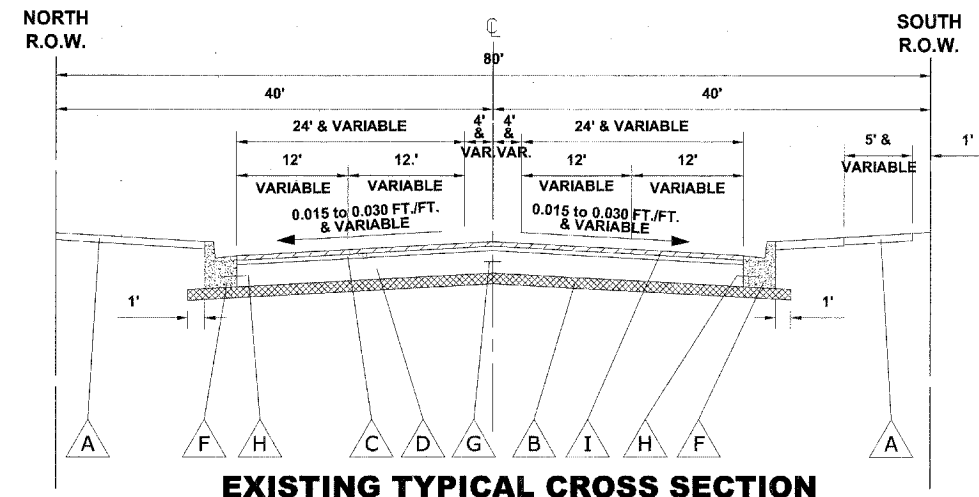
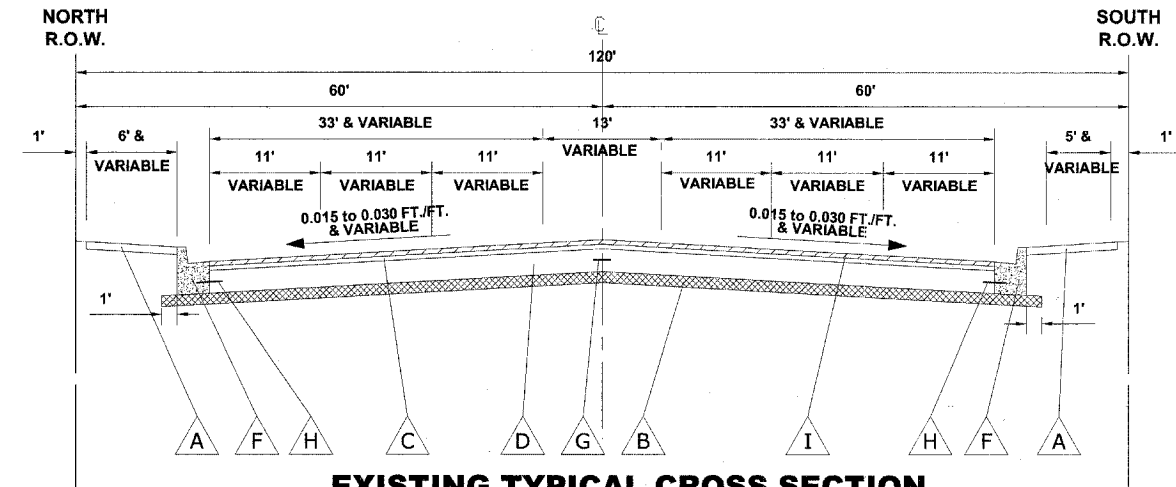


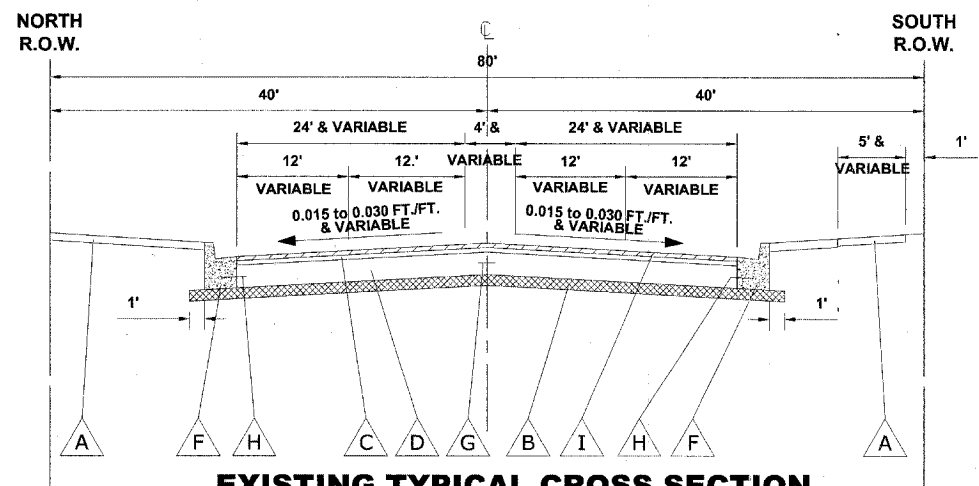
EXISTING TYPICAL CROSS SECTION
SOUTHWEST HIGHWAY
STATION 81+90 TO STATION 84+59



EXISTING TYPICAL CROSS SECTION
SOUTHWEST HIGHWAY
STATION 99+45 TO STATION 108+50



EXISTING TYPICAL CROSS SECTION
SOUTHWEST HIGHWAY
STATION 84+59 TO STATION 91+95



EXISTING TYPICAL CROSS SECTION
SOUTHWEST HIGHWAY
STATION 91+95 TO STATION 99+45
STATION 108+50 TO STATION 111+11

LEGEND

- INTERMITTENT PORTLAND CEMENT CONCRETE SIDEWALK, 5"
- EXISTING SUB-BASE GRANULAR MATERIAL 4"
- EXISTING HOT MIX ASPHALT SURFACE COURSE, 3- 1/2"
- EXISTING PORTLAND CEMENT CONCRETE BASE COURSE, 8"
- EXISTING COMBINATION CURB & GUTTER, TYPE B-6.12
- EXISTING #5 TIE BARS SPACED 2'-6" O.C.
- EXISTING #4 TIE BARS SPACED 2'-6" O.C.
- PROPOSED HOT-MIX ASPHALT SURFACE REMOVAL 2 1/2"

REVISION:	

OAK LAWN
SOUTHWEST HIGHWAY LAPP PROJECT
EXISTING TYPICAL SECTIONS



◆ Civil Engineers
◆ Municipal Consultants
◆ Established 1911
9933 Roosevelt Road
Westchester, Illinois 60154-2780
Phone: 708/865-0300
Fax: 708/865-1212

DRAWN BY: LEV, MK
CHECKED BY: BP
DATE: 1/4/2008
SCALE: NONE

Drawing file: W:\Projects\44006092 - Southwest Highway LAPP\TYPESEC2.DWG Jan 17, 2008 - 8:42am