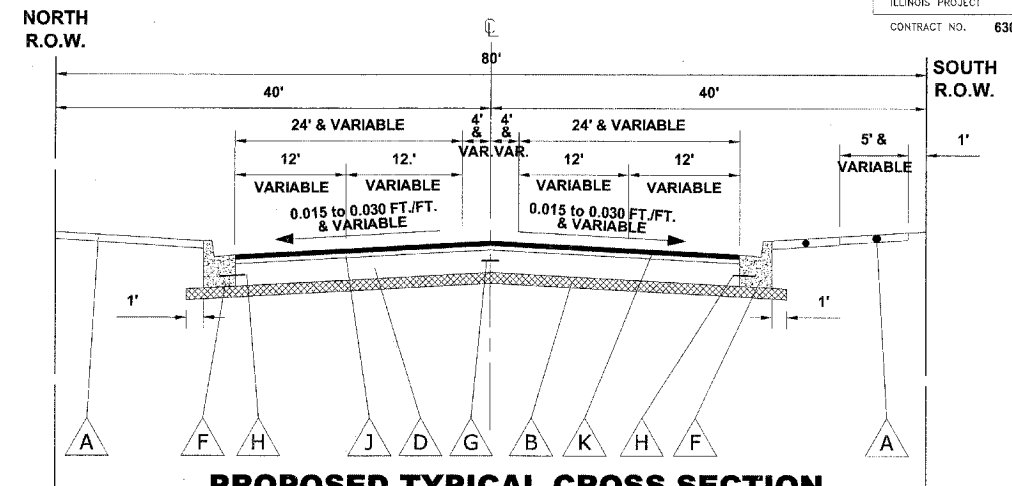


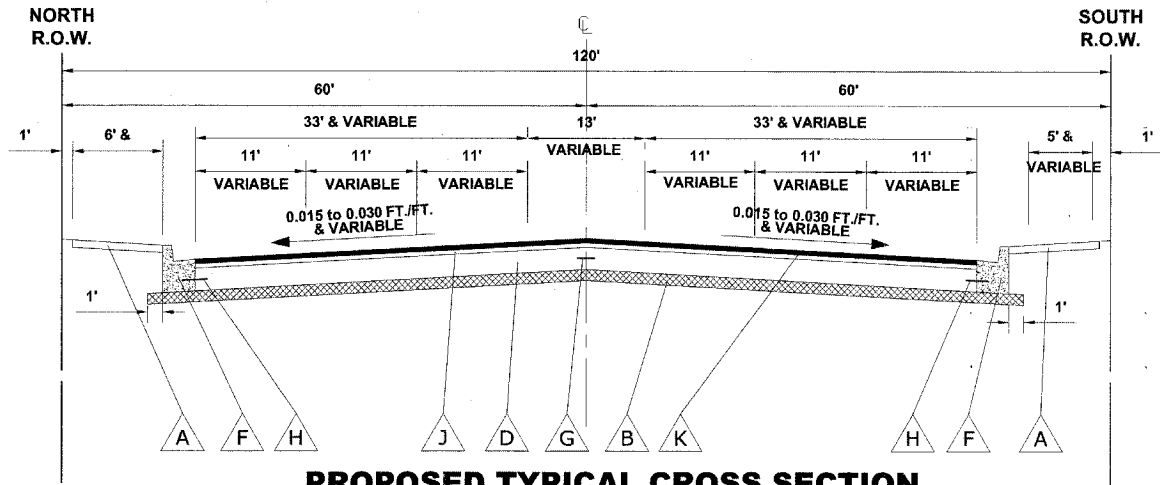
**PROPOSED TYPICAL CROSS SECTION**

SOUTHWEST HIGHWAY  
STATION 81+90 TO STATION 84+59



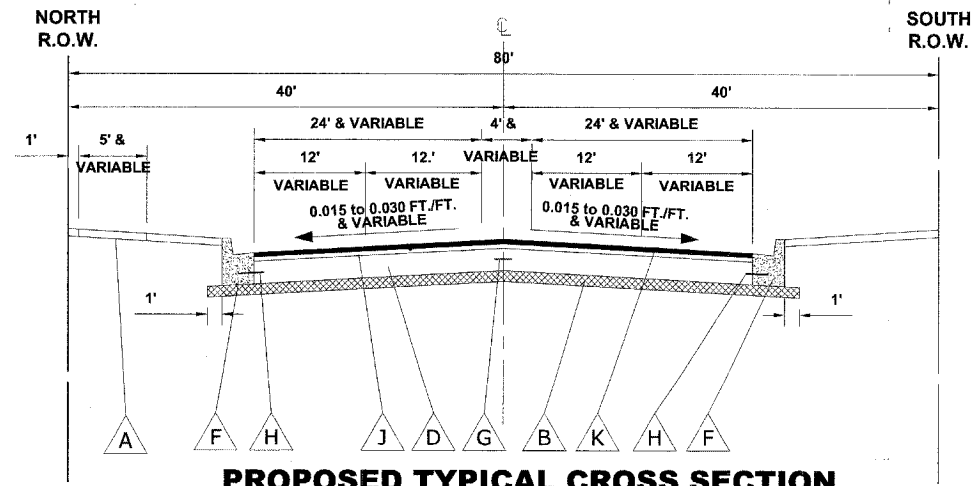
**PROPOSED TYPICAL CROSS SECTION**

SOUTHWEST HIGHWAY  
STATION 99+45 TO STATION 108+50



**PROPOSED TYPICAL CROSS SECTION**

SOUTHWEST HIGHWAY  
STATION 84+59 TO STATION 91+95



**PROPOSED TYPICAL CROSS SECTION**

SOUTHWEST HIGHWAY  
STATION 91+95 TO STATION 99+45  
STATION 108+50 TO STATION 111+11

**HOT-MIX ASPHALT (HMA) MIXTURE REQUIREMENTS**

ITEM	A C TYPE	VOIDS
POLYMERIZED HOT-MIX ASPHALT SURFACE COURSE, MIX "F", N90 IL-9.5 MM	SBS/SBR PG 70-22	4% @ 90 GYR.
POLYMERIZED LEVELING BINDER (MACHINE METHOD), IL-4.75, N50	SBS/SBR PG 76-28/22	4% @ 50 GYR.
INCIDENTAL HOT-MIX ASPHALT SURFACING, MIX "C", N50	PG 64-22	4% @ 50 GYR.
HOT-MIX ASPHALT MIXTURE FOR PATCHING POTHOLES, MIX "C", N50	PG 64-22	4% @ 50 GYR.

\* THE UNIT WEIGHT USED TO CALCULATE ALL HMA SURFACE COURSE IS 112 LBS/SQYD/IN AND THE UNIT WEIGHT USED TO CALCULATE POLYMERIZED LEVELING BINDER IS 105 LBS/SQYD/IN.  
\* WHEN RAP EXCEEDS 20%, THE NEW HMA BINDER IN THE MIX SHALL BE PG 58-22.

**LEGEND**

- A INTERMITTENT PORTLAND CEMENT CONCRETE SIDEWALK, 5"
- B EXISTING SUB-BASE GRANULAR MATERIAL 4"
- C EXISTING HOT MIX ASPHALT SURFACE COURSE, 3- 1/2"
- D EXISTING PORTLAND CEMENT CONCRETE BASE COURSE, 8"
- F EXISTING COMBINATION CURB & GUTTER, TYPE B-6.12
- G EXISTING #5 TIE BARS SPACED 2'-6" O.C.
- H EXISTING #4 TIE BARS SPACED 2'-6" O.C.
- J PROPOSED POLYMERIZED LEVELING BINDER (MACHINE METHOD), IL-4.75, N50, MINIMUM 3/4"
- K PROPOSED POLYMERIZED HOT-MIX ASPHALT SURFACE COURSE, MIX F, N90, 1-3/4"

REVISION:	

OAK LAWN  
SOUTHWEST HIGHWAY LAPP PROJECT  
PROPOSED TYPICAL SECTIONS



Civil Engineers  
Municipal Consultants  
Established 1911  
9933 Roswell Road  
Westchester, Illinois 60154-2780  
Phone: 708/865-0300  
Fax: 708/865-1212

SCALE: NONE  
DRAWN BY: LLV, MK  
CHECKED BY: BP  
DATE: 1/4/2008

Drawing file: W:\Projects\84000002 - Southwest Highway LAPP\TYPSECC.DWG Jan 17, 2008 - 8:42am