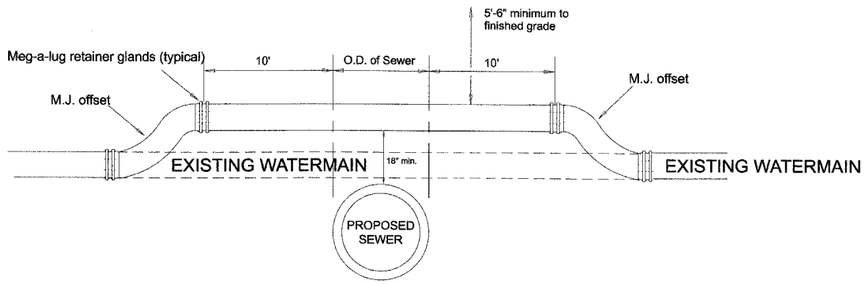

TYPE I

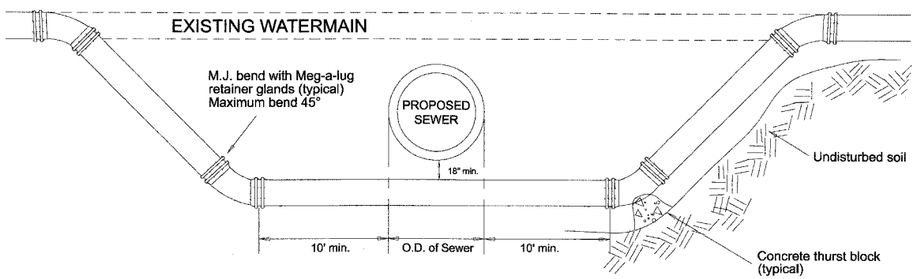

TYPE II

GENERAL NOTES:

1. MEG-A-LUG RETAINER GLANDS AND THRUST BLOCKING SHALL BE USED AT ALL FITTINGS AND JOINTS.
2. AN EIGHTEEN INCH (18") VERTICAL SEPARATION SHALL BE MAINTAINED BETWEEN THE WATERMAIN AND THE PROPOSED SEWER.
3. WATERMAINS SHALL ONLY BE RAISED A MAXIMUM OF 18" WHEN USING M.J. OFFSET FITTINGS.
4. TYPE I RELOCATIONS SHALL ONLY BE USED WHEN THE TOP OF THE RELOCATED WATERMAIN IS 5'6" OR GREATER BELOW FINISHED GRADE.
5. TYPE II RELOCATIONS REQUIRE THE PROPOSED SEWER TO BE INSTALLED IN PRESSURE RATED PIPE (CLASS 52 DUCTILE IRON PIPE; OR PVC SDR-26, ASTM D-2241 PR PIPE) BETWEEN MANHOLES, OR ENCASED IN A BITUMINOUS COATED STEEL CASING PIPE, EXTENDING A MINIMUM OF 20' CENTERED ON THE WATERMAIN.
6. ALL BELOW-GRADE FASTENERS SHALL BE STAINLESS STEEL.
   A. BOLTS: GRADE 304
   B. NUTS AND WASHERS: GRADE 300

NOT TO SCALE

REV:	DATE:	WATERMAIN RELOCATION	VILLAGE OF VILLA PARK
REV:	DATE:		WATER - 25
DRAWN BY: VV	DATE: 01/07/2008		

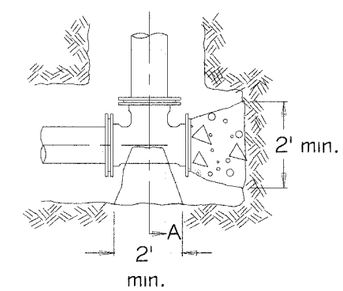

Alt. 1 Precast Block

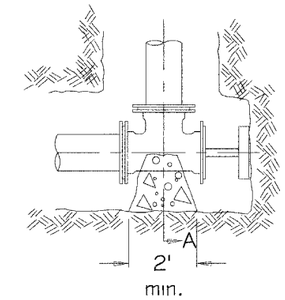

Alt. 2 Brace Plug
Against undisturbed earth

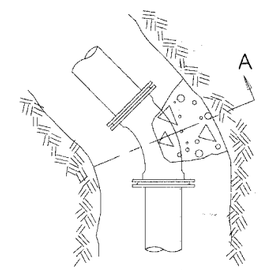

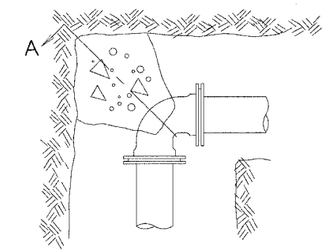

GENERAL NOTES:

1. Thrust blocks shall be made of 12" thick precastconcrete blocks or poured in place concrete.
2. Thrust blocks shall be installed at all tees and bends of 11.25° and grater.
3. Thrust blocks shall be installed against undisturbed soil.
4. Concrete shall be 3000 PSI (min.).
5. Poured concrete shall be placed in such a manner that pipe and fittings will be accessible for repairs.
6. All joints requiring thrust blocking shall also use Meg-a-Lug retainer glands.
7. Use of wood materials for thrust blocking is strongly prohibited.
8. All below grade fasteners to be stainless steel:
   bolts & threaded rods - grade 304
   nuts & washers - grade 300

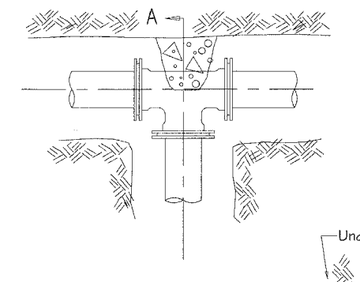

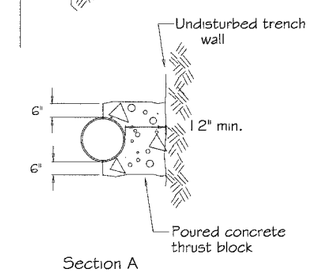

Section A

NOT TO SCALE

REV:	DATE:	THRUST BLOCK INSTALLATION	VILLAGE OF VILLA PARK
REV: RMS	DATE: FEB 2005		WATER-22
DRAWN BY: VV	DATE: FEB 2005		

FILE NAME = P:\V04090 - Sunset Phase II\Plans\sheets\	USER NAME = $USER$	DESIGNED -	REVISED -	STATE OF ILLINOIS DEPARTMENT OF TRANSPORTATION	SUNSET DRIVE VILLAGE OF VILLA PARK STANDARDS	F.A.U. RTE.	SECTION	COUNTY	TOTAL SHEETS / SHEET NO.
	V04090gndt2010.dgn	DRAWN -	REVISED -			2426	06-00082-00-PV	DUPAGE	63 / 44
	PLOT SCALE = 9.4444 ' / IN.	CHECKED -	REVISED -					CONTRACT NO. 63015	
	PLOT DATE = 2/22/2008	DATE -	REVISED -		SCALE: NA / SHEET NO. 10 OF 10 SHEETS / STA. / TO STA.	FED. ROAD DIST. NO.	ILLINOIS	FED. AID PROJECT	