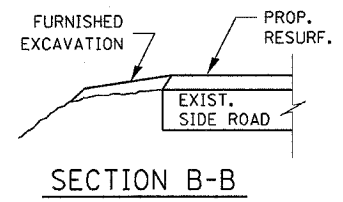
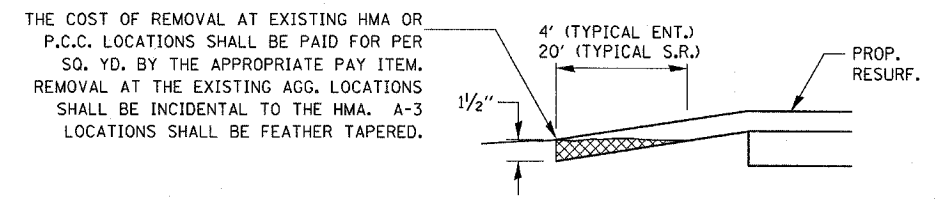


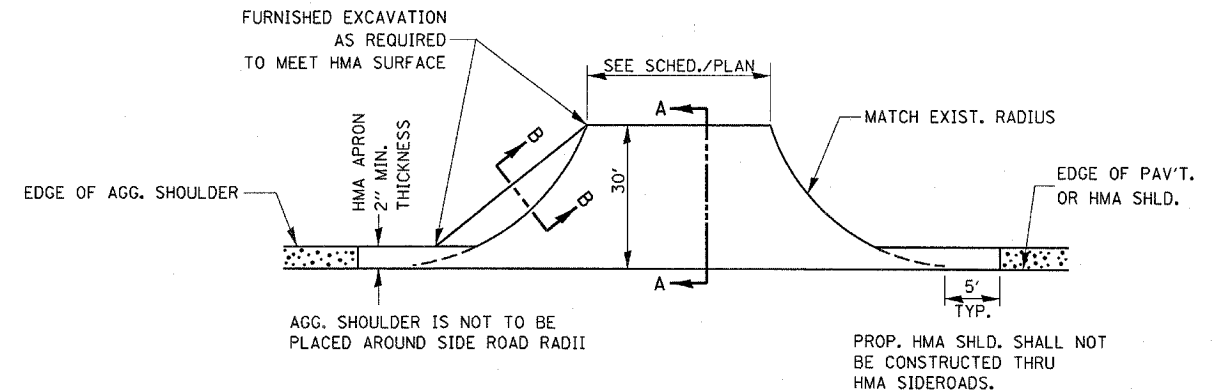
SECTION A-A
DETAILS AT ENTRANCES & SIDE ROADS



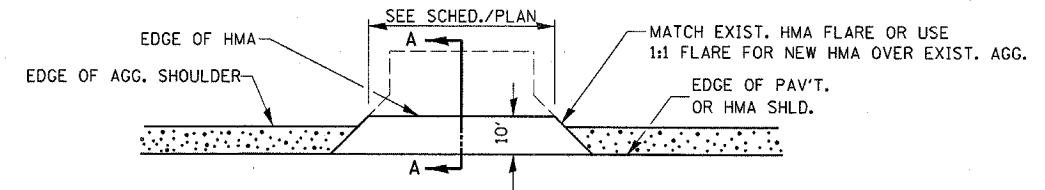
SECTION B-B



DETAIL A

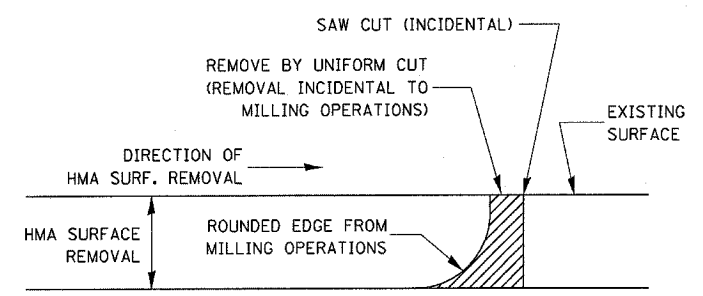


PLAN AT SIDE ROADS



PLAN AT PRIVATE & COMMERCIAL ENTRANCES

(DO NOT RESURFACE FIELD ENTRANCES)



NOTE:
WHEN MILLING OPERATIONS PRODUCE A ROUNDED EDGE, THEN A SAW CUT SHALL BE USED TO MANUFACTURE A PERPENDICULAR EDGE AS SHOWN IN THE DETAIL. THE ENGINEER SHALL BE THE SOLE JUDGE CONCERNING THE USE OF THIS DETAIL

HMA DETAIL AT BUTT JOINTS

				STATE OF ILLINOIS DEPARTMENT OF TRANSPORTATION		DETAILS				*LASALLE & DEKALB				
PLOT SCALE = 50,000' / IN.		CHECKED -	REVISED -	SCALE:		SHEET NO.	OF SHEETS	STA.	TO STA.	F.A.P. RTE.	SECTION	COUNTY	TOTAL SHEETS	SHEET NO.
PLOT DATE = Mar 21, 2008 - 01:31:06 PM		DATE -	REVISED -							68	(30,31,31)RS-3		30	30
										CONTRACT NO. 66749				
										ILLINOIS FED. AID PROJECT				