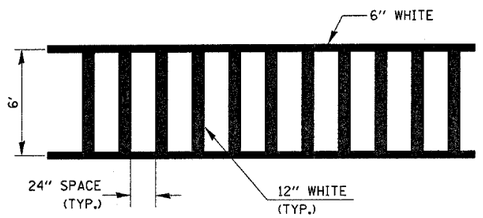

TYPICAL SPACING DETAIL FOR CROSSWALKS

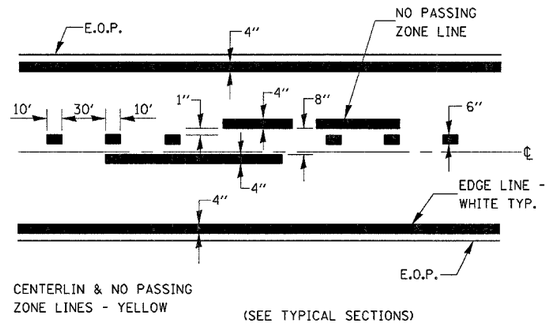

PAVEMENT MARKING

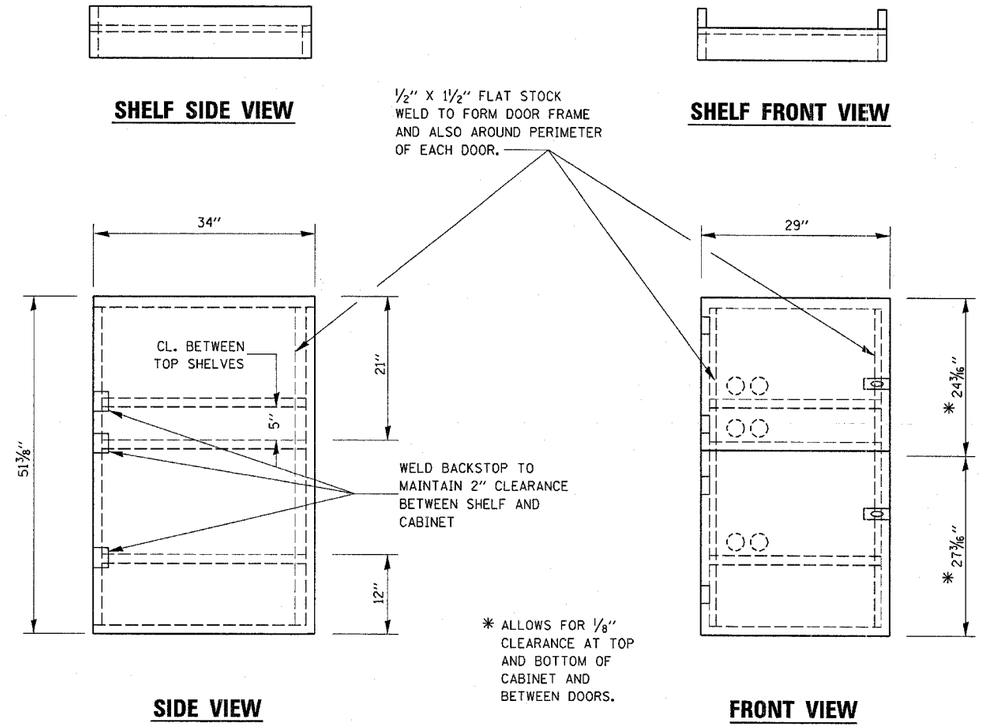

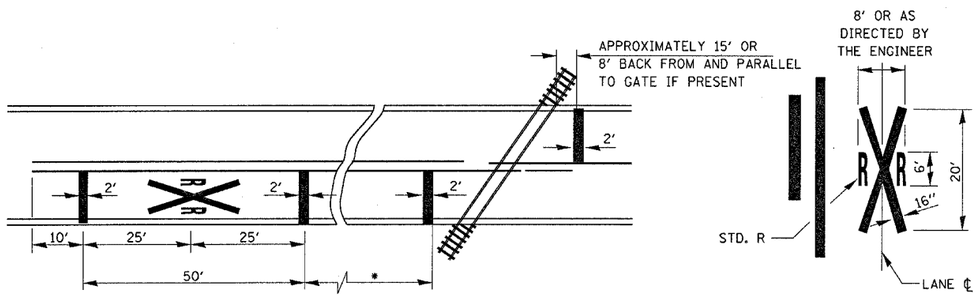

* MINIMUM DISTANCE
400' FOR 55 MPH
250' FOR 45 MPH
100' FOR 35 MPH OR LESS

NOTES:
THE TRANSVERSE SPREAD OF THE "X" MAY VARY ACCORDING TO LANE WIDTH.

ON MULTI-LANE ROADS, THE STOP LINES SHALL EXTEND ACROSS ALL APPROACH LANES AND SEPARATE RXR SYMBOLS SHALL BE PLACED ADJACENT TO EACH OTHER IN EACH LANE.

PAVEMENT MARKINGS AT RAILROAD-HIGHWAY GRADE CROSSING

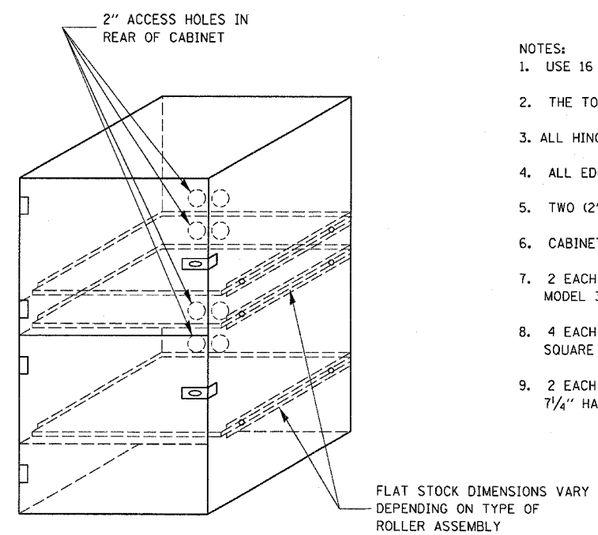

NOTES:
1. USE 16 GAUGE STEEL FOR CABINET.
2. THE TOP SHELF SHALL SLIDE IN OR OUT WITH THE TOP DOOR OPEN.
3. ALL HINGES AND HASPS WILL BE WELDED TO THE CABINET.
4. ALL EDGES SHALL BE GROUND SMOOTH.
5. TWO (2" DIA.) ACCESS HOLES WILL BE REQUIRED FOR EACH SHELF.
6. CABINET SHALL BE PAINTED WITH TWO COATS OF FLAT PAINT.
7. 2 EACH MATCHING KEY PADLOCKS, WITH 3 KEYS PROVIDED, MASTER MODEL 3 T OR EQUIVALENT.
8. 4 EACH PLAIN STEEL, NON-REMOVABLE PIN, NO HOLE 4" x 4" SQUARE CORNER HINGES TO BE WELDED ON.
9. 2 EACH EXTRA HEAVY, PLAIN STEEL, FIXED STAPLE, NO HOLE, 7¼" HASPS TO BE WELDED ON.

LOCKABLE COMPUTER CABINET

FILE NAME = c:\projects\ed03100\details.dgn	USER NAME = braboypc	DESIGNED -	REVISED -	STATE OF ILLINOIS DEPARTMENT OF TRANSPORTATION	DETAILS	F.A.P RTE.	SECTION	COUNTY	TOTAL SHEETS	SHEET NO.
		DRAWN -	REVISED -			698	(102,103)RS-4	BUREAU	12	11
	PLOT SCALE = 50.0000 ' / IN.	CHECKED -	REVISED -					CONTRACT NO. 66762		
	PLOT DATE = Mar 15, 2008 - 02:35:00 PM	DATE -	REVISED -		SCALE: SHEET NO. OF SHEETS STA. TO STA.	FED. ROAD DIST. NO.	ILLINOIS	FED. AID PROJECT		