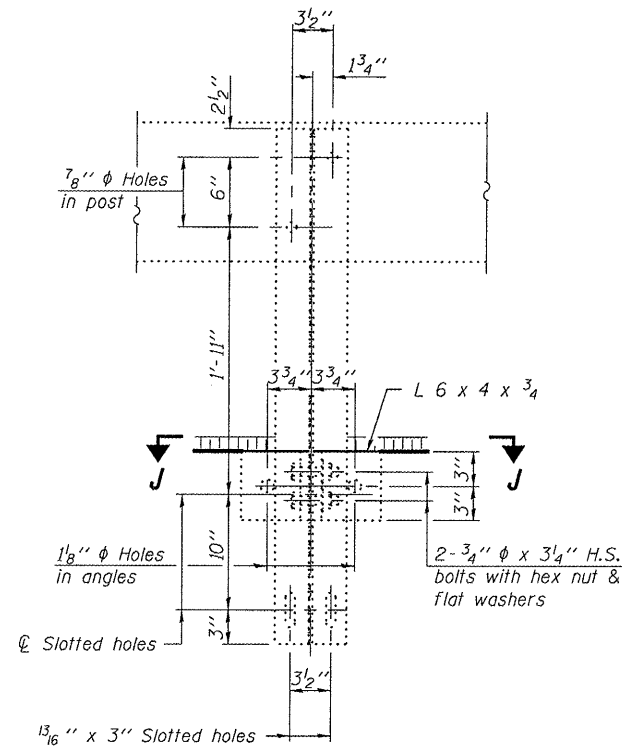


STATE OF ILLINOIS
DEPARTMENT OF TRANSPORTATION

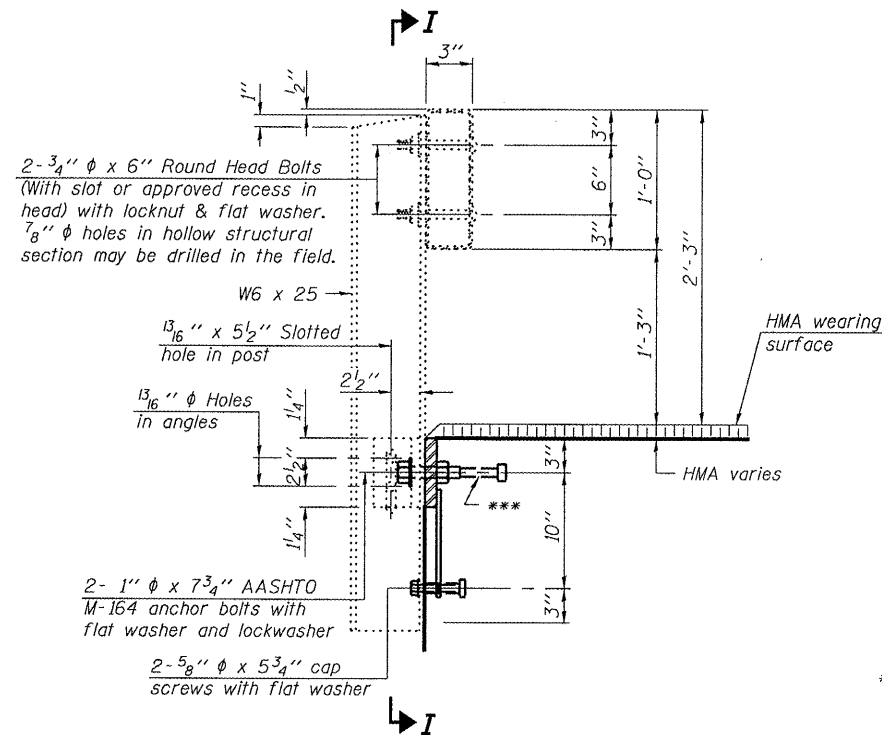
ROUTE NO.	SECTION	COUNTY	SHEET NO.	SHEET NO.
FA 693		FORD	15	15
FED. ROAD DIST. NO. 7	ILLINOIS	FED. AID PROJECT		

SHEET NO. 5
5 SHEETS

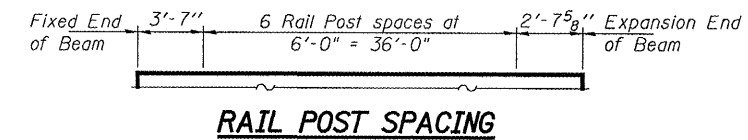
Contract Number: 66819



SECTION I-I



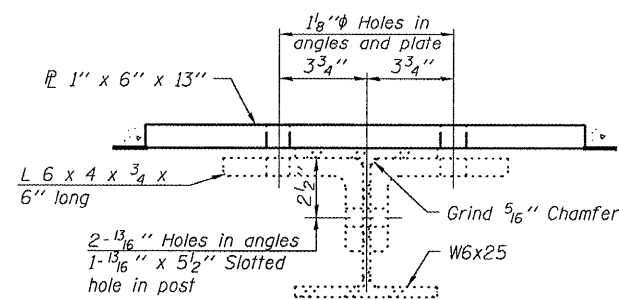
SECTION AT RAILING POST



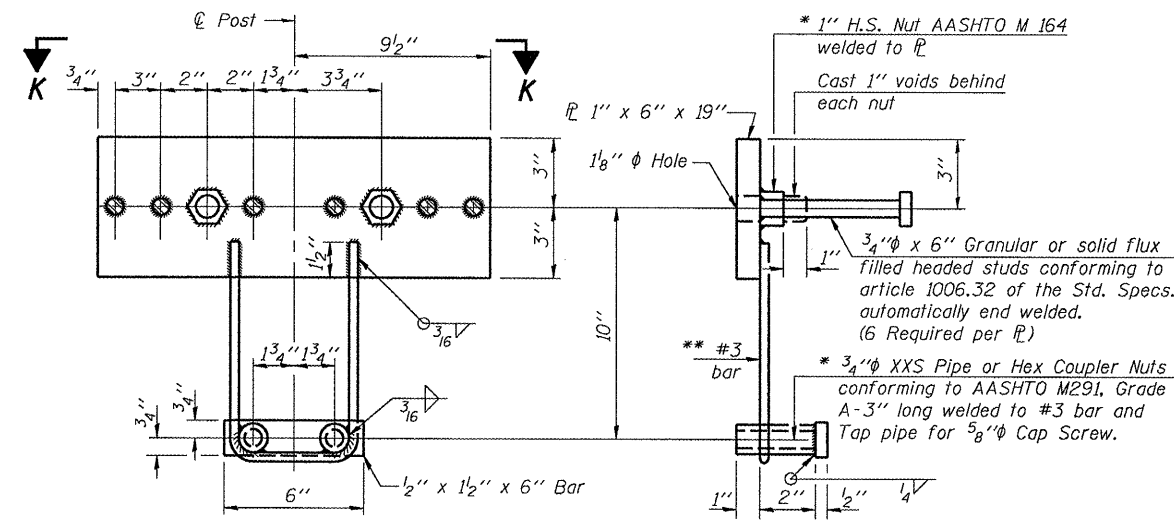
RAIL POST SPACING

Notes:
All field drilled holes shall be coated with an approved zinc rich paint before erection.
All steel rail elements shall be galvanized according to Article 509.05 of the Standard Specifications.

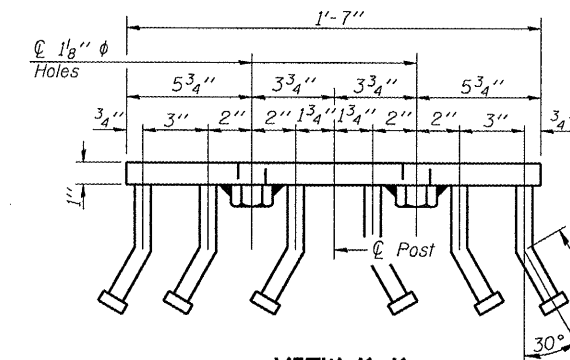
- * Threaded areas shall be plugged or blocked off during casting of beam.
- ** Whenever the lower insert assemblies interfere with strand locations, the #3 bars shall be cut and adjusted in order to allow raising or lowering of the lower inserts. Maximum adjustment not to exceed 1/2".
- *** The studs of the anchor devices shall be placed below the top reinforcement bars and the outermost longitudinal reinforcement bar shall be placed directly above the studs of the rail post anchor device.



SECTION J-J



ANCHOR DEVICE



VIEW K-K

BILL OF MATERIAL

Item	Unit	Quantity
Removing & Re-erecting Existing Railing	Foot	85

DESIGNED	AJB
CHECKED	ATH
DRAWN	Steffen
CHECKED	AJB ATH

MAY 2, 2008
EXAMINED *A. Carl Hansen*
ENGINEER OF STRUCTURAL SERVICES
PASSED *Ralph E. Anderson*
ENGINEER OF BRIDGES AND STRUCTURES

RAILING DETAILS
FAP 693 OVER W. BR. DRUMMER CREEK
FORD COUNTY
SN 027-0005