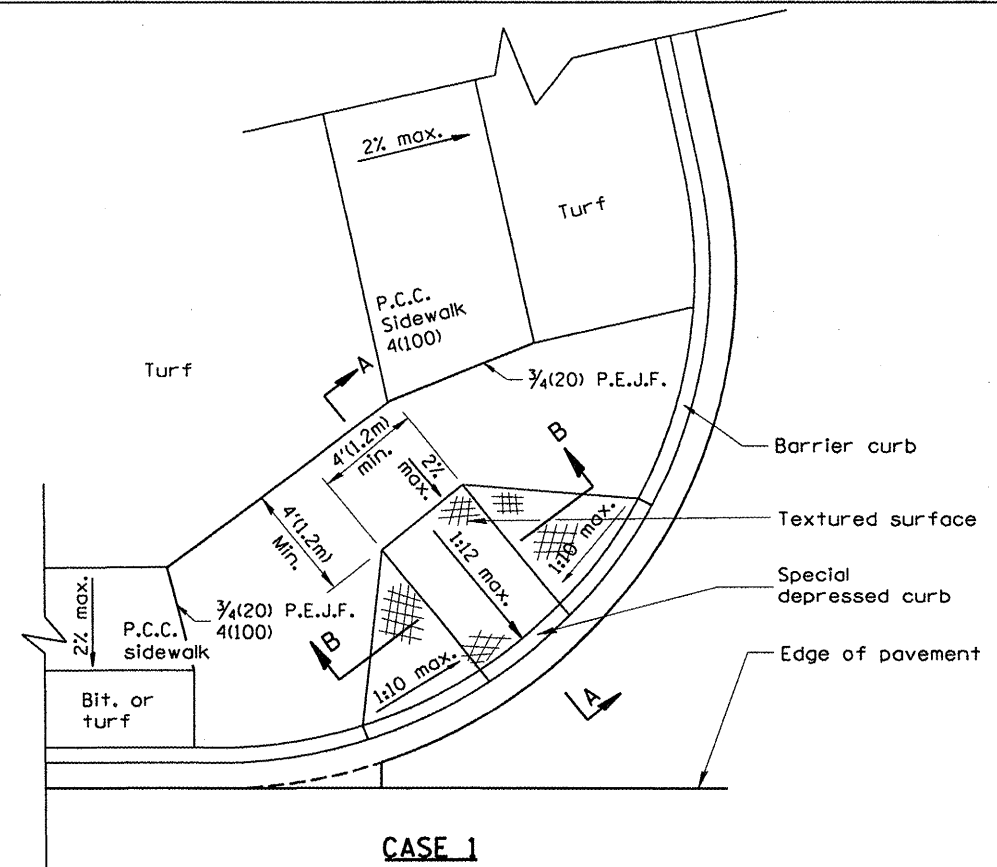
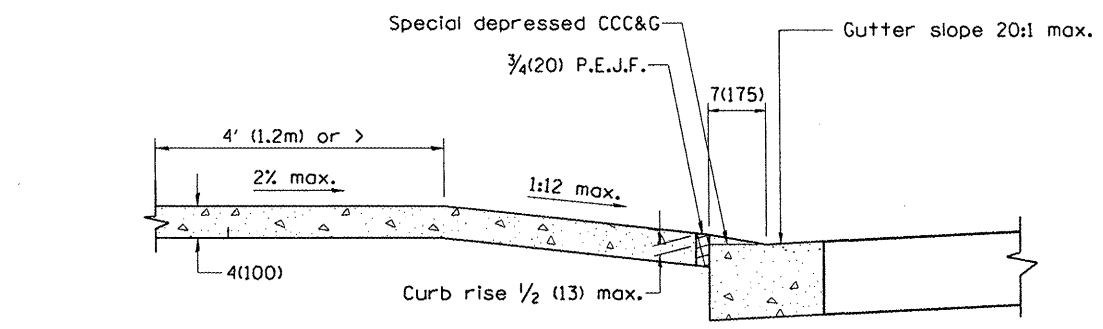


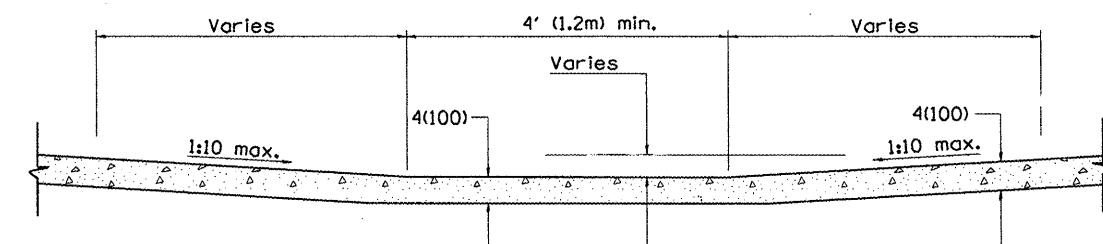
F.A.P. RTE.	SECTION	COUNTY	TOTAL SHEETS	SHEET NO.
693		TAZEWELL	82	57
IL 9				
FED. ROAD DIST. NO. ILLINOIS FED. AID PROJECT				
*13R-1(9)TS(12)BL.1-1				



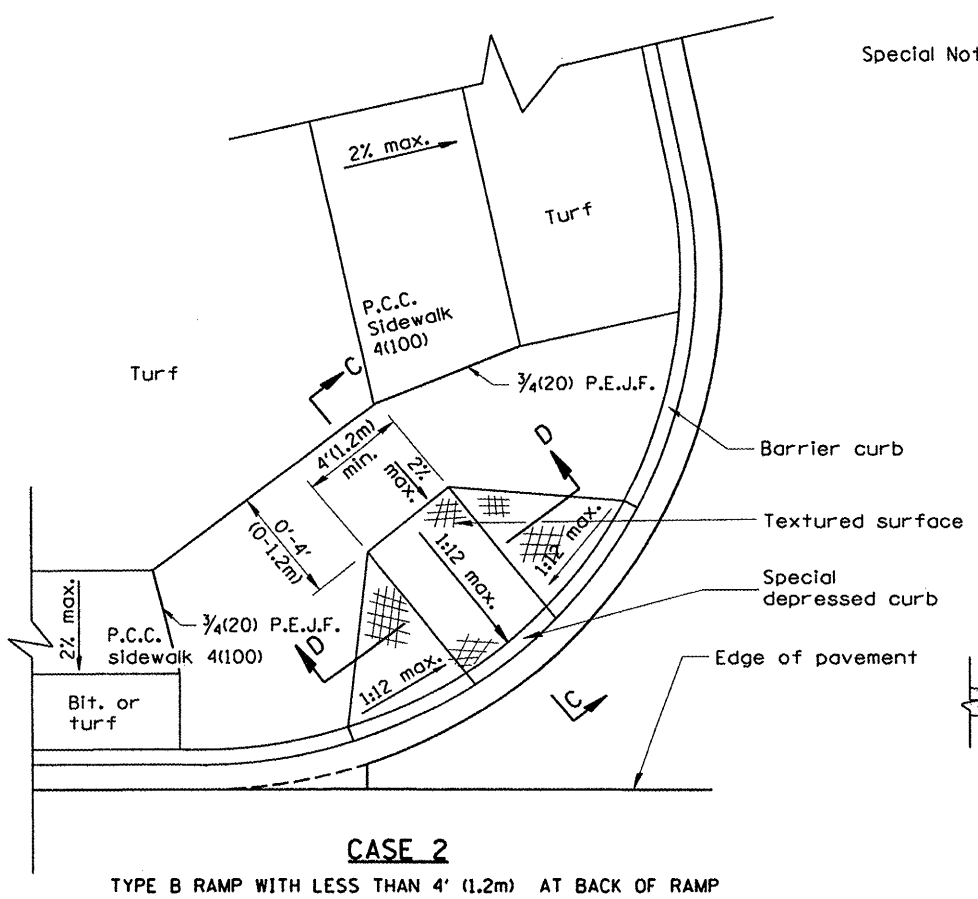
CASE 1
TYPE B RAMP WITH 4' (1.2m) OR MORE AT BACK OF RAMP



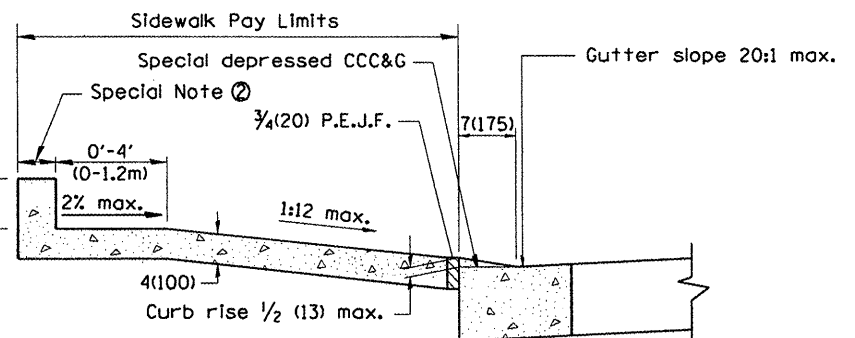
SEC. A-A



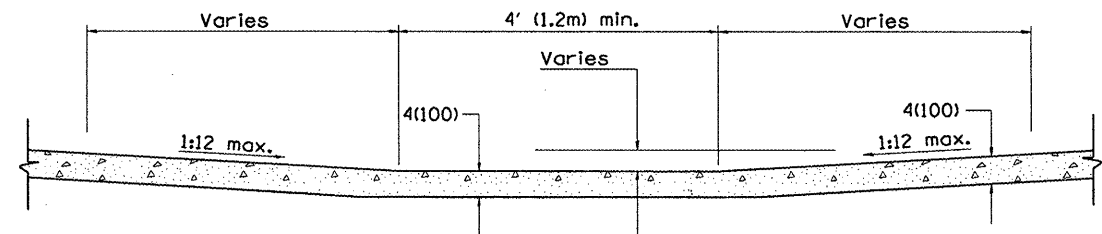
SEC. B-B



CASE 2
TYPE B RAMP WITH LESS THAN 4' (1.2m) AT BACK OF RAMP



SEC. C-C



SEC. D-D

GENERAL NOTES

1. Refer to State Standard 424001 for texturing and other design elements.
2. The controls shown on this standard are applicable to Type B Curb and Combination Concrete Curb & Sidewalk construction.
3. The maximum length of texturing shall be 6'(1.8m) unless otherwise shown.

SPECIAL NOTES

- ① Variable height edge treatment as required to match existing conditions.
Maximum height = 9(225)
- ② 4(100) wall to be built outside of plan sidewalk width, if ROW allows.

All dimensions are in inches (millimeters) unless otherwise noted.

ILLINOIS DEPARTMENT OF TRANSPORTATION	
DISTRICT CADD STANDARD	
SIDEWALK RAMPS ACCESSIBLE TO THE DISABLED	
CADD std. NO. 424001-D4	SHEET 1 of 2
SCALE: NOT DRAWN TO SCALE	DRAWN BY CADD
DATE	CHECKED BY

DATE	REVISIONS	BY
1-1-97	RENUM. A-5.01, NEW REVISION BOX, REVISED TITLE.	T.P.
9-15-05	REVISED DESIGNER NOTE	M.M.A.
10-16-06	REVISED TO 2007 SPEC.	M.A.

DESIGNER NOTES:
 1. THIS DRAWING SHOULD BE USED IN CONJUNCTION WITH STATE STANDARD 424001.
 2. DESIGNER SHOULD REVIEW CHAPTER 58 OF THE BDE FOR ADA REQUIREMENTS.