

STATE OF ILLINOIS
DEPARTMENT OF TRANSPORTATION

ROUTE NO.	SECTION	COUNTY	SHEET NO.	SHEET	SHEET NO.
FAP 776	115BR-1	HAMILTON	73	28	17 SHEETS
FED. AID DIST. NO. 4		ILLINOIS	FED. AID PROJECT		

78027

GENERAL NOTES

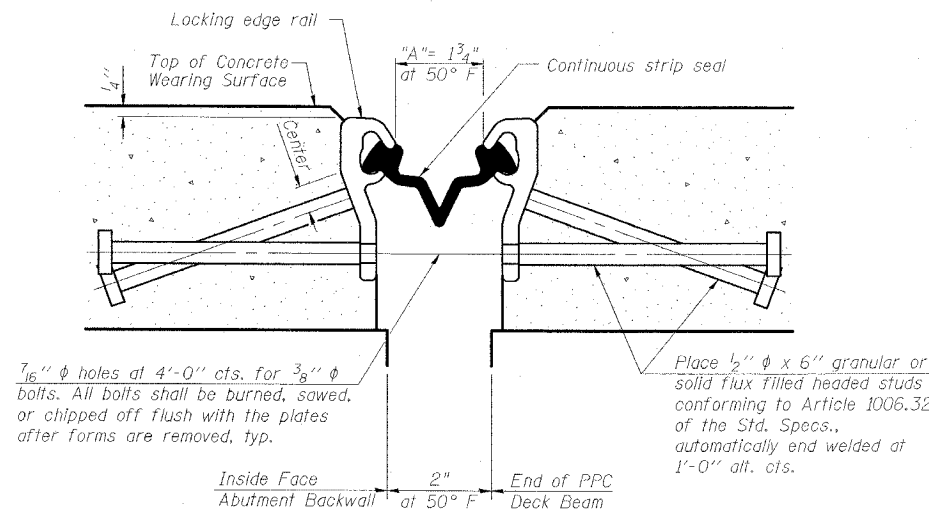
The strip seal shall be made continuous and shall have a minimum thickness of 1/4". The configuration of the strip seal shall match the configuration of the Locking Edge Rails.

The height and thickness of the Locking Edge Rails shown are minimum dimensions. The actual configuration of the Locking Edge Rails and matching strip seal may vary from manufacturer to manufacturer. Flanged edge rails will not be allowed.

Locking Edge Rails may be spliced at slope discontinuities and stage construction joints.

The manufacturer's recommended installation methods shall be followed.

All Steel components shall be galvanized after fabrication according to Article 520.03 of the Standard Specifications.

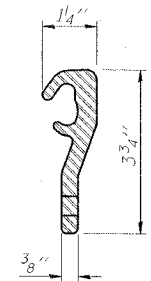


**SECTION THRU STRIP SEAL JOINT
FOR OVERLAY OVER DECK BEAMS**

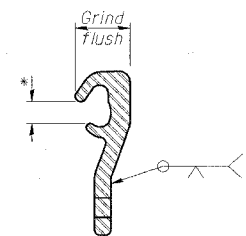
BILL OF MATERIAL

Item	Unit	Quantity
Preformed Joint Strip Seal	Foot	94

* Omit weld at seal opening.



LOCKING EDGE RAIL



LOCKING EDGE RAIL SPLICE

ESCA
CONSULTANTS, INC.

DESIGNED BY:	DAJ	09/07
DRAWN BY:	HAS	09/07
CHECKED BY:	JMS/ELH	02/08
APPROVED BY:	RDP	02/08

**STRIP SEAL EXPANSION JOINT
IL 142 OVER BEAR CREEK
FAP ROUTE 776 - SECTION 115BR-1
HAMILTON COUNTY
STATION 85+05.00
STRUCTURE NO. 033-0016**