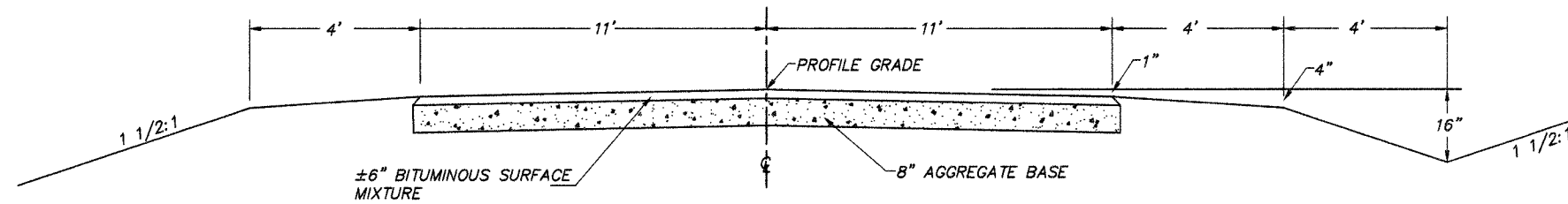


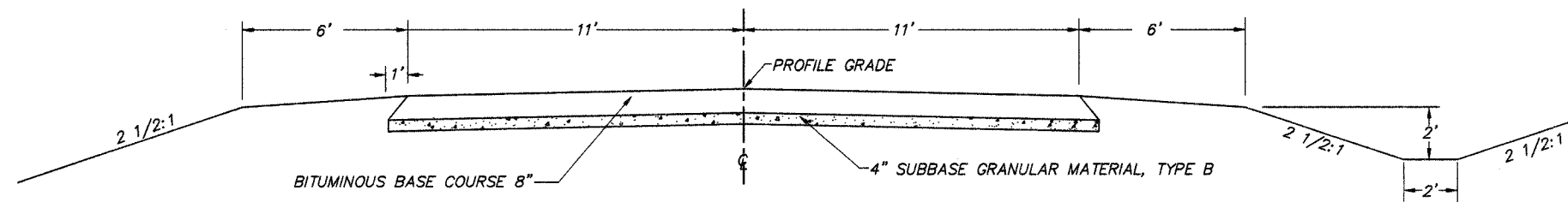
COUNTY	ROUTE	SECTION	TOTAL SHEETS	SHEET NO.
ADAMS	FAS 1603	08-00205-00-RS	8	3
TYPICAL CROSS SECTIONS				
PROJECT NO. RS-1603(101)				

TYPICAL CROSS SECTIONS



EXISTING CROSS SECTION

BUILT AS: SECTION 26-A-15d
STA. 0+00 TO STA. 105+60

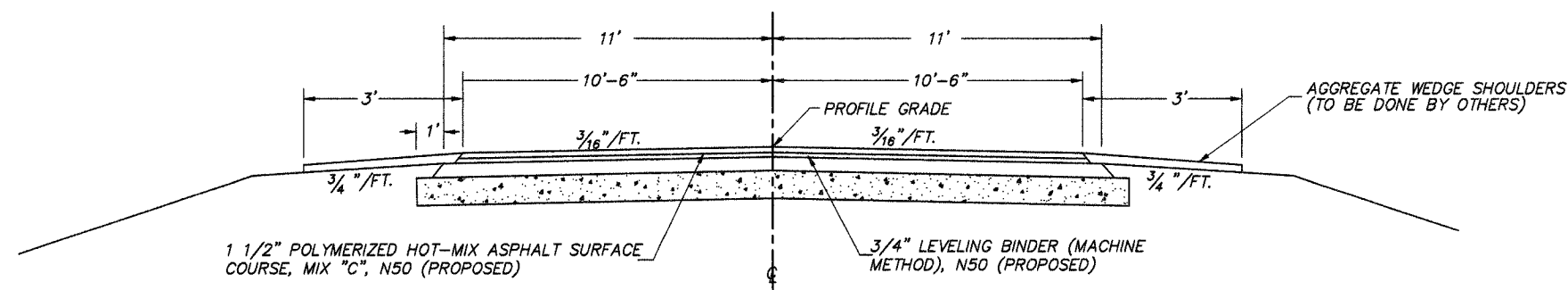


EXISTING CROSS SECTION

BUILT AS: CBF 704
STA. 68+13 TO STA. 68+93

HOT-MIX ASPHALT MIXTURE REQUIREMENTS

ITEM	ASPHALT GRADE	AGG. COMPOSITION	VOIDS
POLY. SURFACE	SBS PG 64-28	IL-9.5 or 12.5 MIX C	4.0% @ N50
SURFACE	PG 58-22	IL-9.5 or 12.5 MIX C	4.0% @ N50
LEVELING BINDER	PG 58-22	IL-9.5	4.0% @ N50



PROPOSED CROSS SECTION

STA. 0+00 TO STA. 105+60