T.R. RTE.	SECTION	COUNTY	TOTAL SHEETS	SHEET NO.
34	95-05109-00-BR	MENARD	14	6
		CONTRACT NO. 93460		
FED. ROAD DIST. NO. _	ILLINOIS	FED. AID PROJECT		

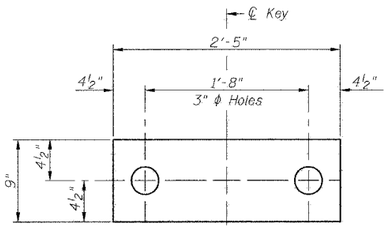

FABRIC BEARING PAD
(Interior)
(8 Required)

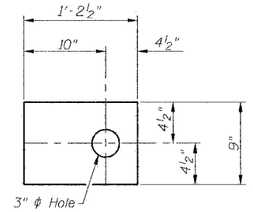

FABRIC BEARING PAD
(Exterior)
(12 Required)

FIXED

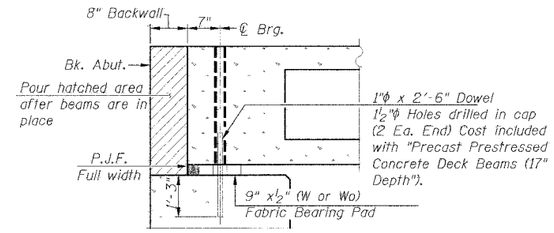

SECTION THRU ABUTMENT
(At Right Angles)

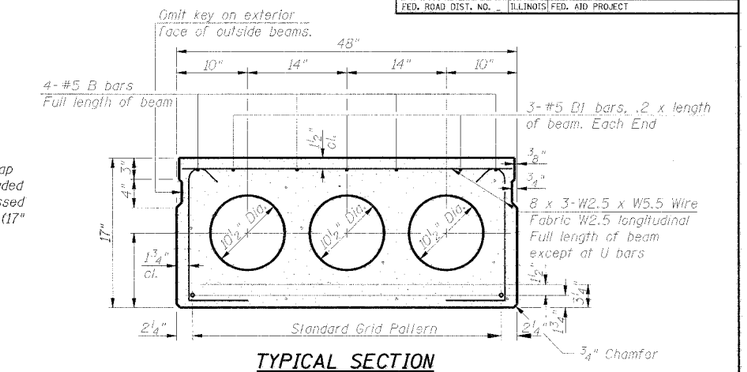

TYPICAL SECTION
½" ϕ Strands. Each Strand Stressed to 30,900 Lbs.
6 - Strands 1¾" up, 5 Strands 3¼" up

Note:
Place strands symmetrically about ℄ of beam.

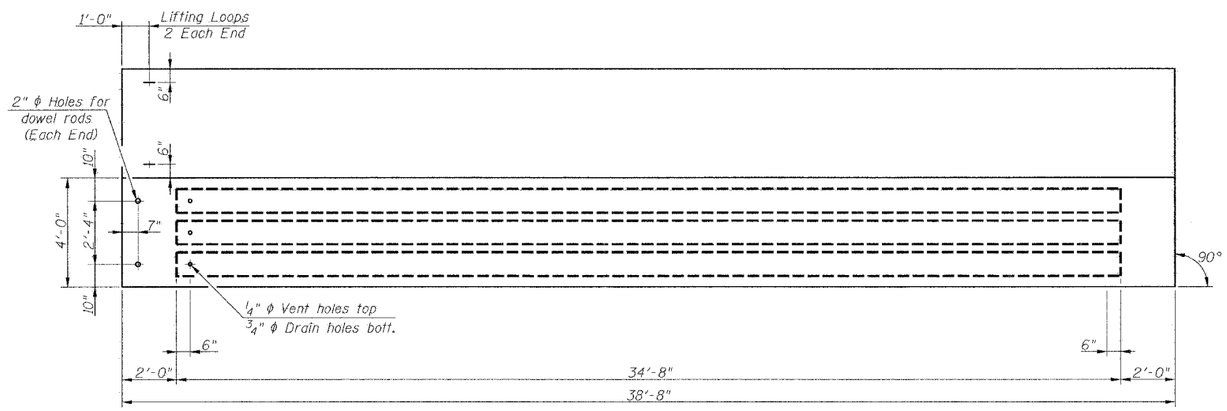

PLAN

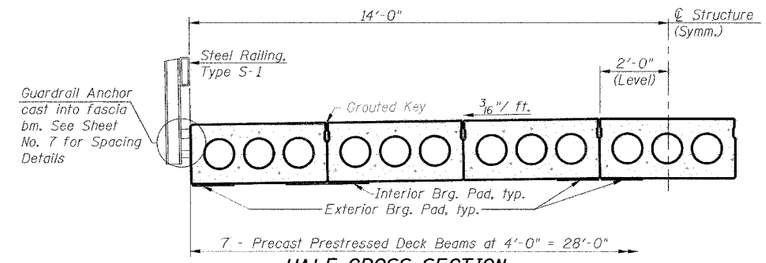

HALF CROSS SECTION

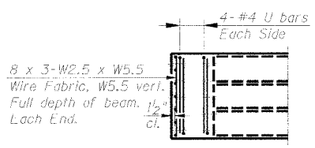

END PLAN

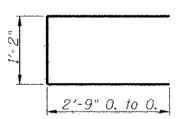

BAR U

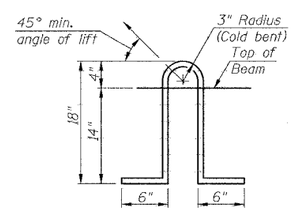

LIFTING LOOP DETAIL

NOTES

Prestressing steel shall be uncoated high strength, low relaxation 7-wire strand, Grade 270. The nominal diameter shall be ½" and the nominal cross-sectional area shall be 0.153 sq. in.

Lifting loops shall be 2-½" ϕ-270 ksi strands, as shown.

Non prestressing steel shall conform to ASTM A 706, Grade 60.

The bearing seat surfaces shall be adjusted by shimming to assure firm and even bearing. Two ⅛" fabric adjusting shims of the dimensions of the Exterior Bearing Pad shall be provided for each bearing.

Keyway surfaces shall be cleaned to remove form oil or other bond breaking material prior to shipment of the beams. Cleaning shall be done by sandblasting the keyway areas between top of the beam and the bottom edge of the key.

Corrosion Inhibitor, per Article 1020.05(b)(12) of the Standard Specifications, shall be used in the concrete for precast prestressed concrete deck beams.

Required Release Strength, f'ci, shall be 4000 p.s.i.

Non-shrink grout shall be used in all longitudinal keyways and drilled dowel holes and between bottom of beams and top of abutment caps.

Rail Post Anchor Devices shall be cast into exterior face of outside beams as specified on Sheet No. 7.

After beams have been erected, holes shall be drilled into the substructure and anchor dowels placed. Dowel holes shall be filled with non-shrink grout to top of the beam and allowed to cure a minimum of 24 hours prior to grouting the shear keys.

BILL OF MATERIAL

Bar	No.	Size	Length	Shape
Precast Prestressed Conc. Deck Bms. (17" Depth)			Sq. Ft.	1083

FILE NAME = $FILEL$	USER NAME = $USER$	DESIGNED - ___	REVISED - ___
		DRAWN - ___	REVISED - ___
	PLOT SCALE = $SCALE$	CHECKED - ___	REVISED - ___
	PLOT DATE = $DATE$	DATE - _____	REVISED - ___

Allen Henderson & Associates, Inc.
Civil and Structural Engineers Springfield, IL.
62703 Phone: (217)544-8033 IL. Design Firm No. 184-001907

SUPERSTRUCTURE

SCALE: _____ | SHEET NO. 6 OF 14 SHEETS | STA. 5+99.00 TO STA. 11+75.00

T.R. RTE.	SECTION	COUNTY	TOTAL SHEETS	SHEET NO.
34	95-05109-00-BR	MENARD	14	6
		CONTRACT NO. _____		
FED. ROAD DIST. NO. _	ILLINOIS	FED. AID PROJECT		