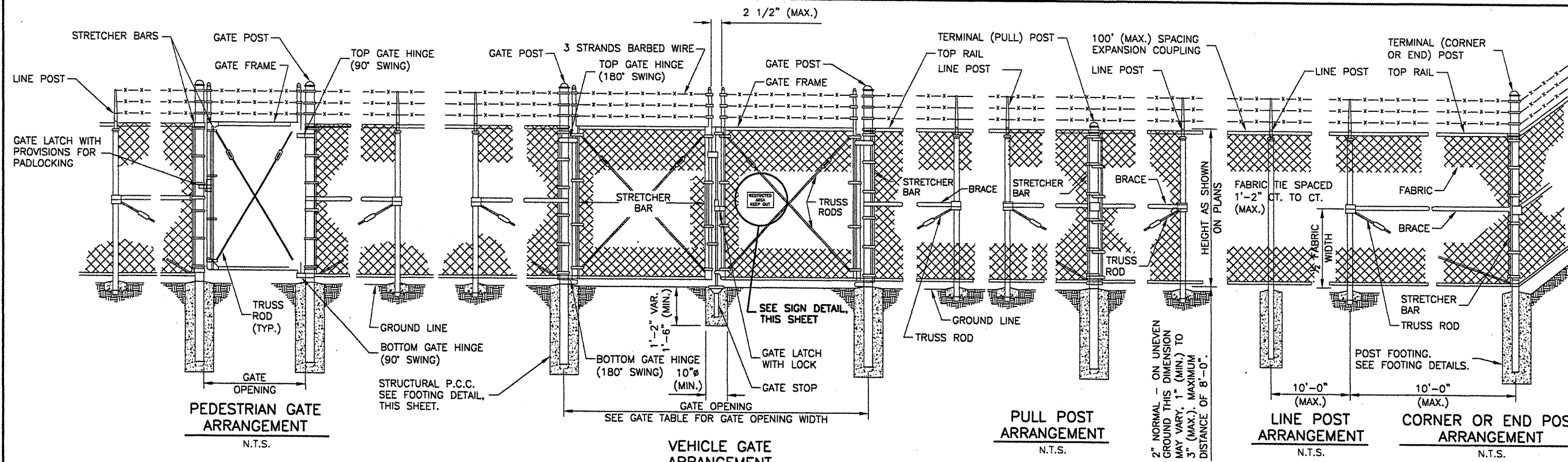
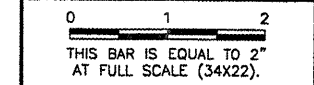
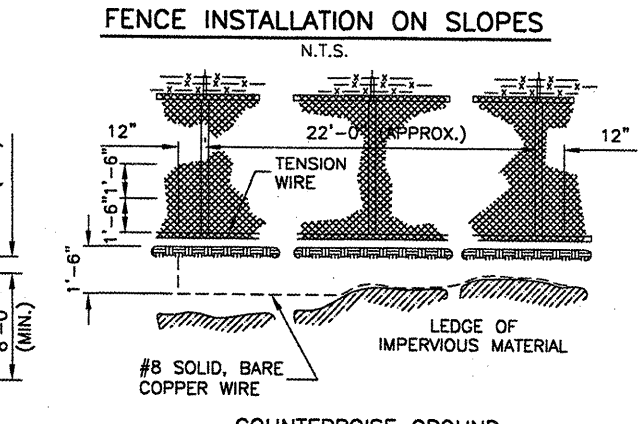
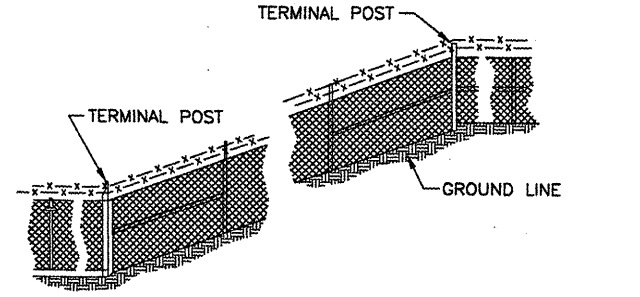
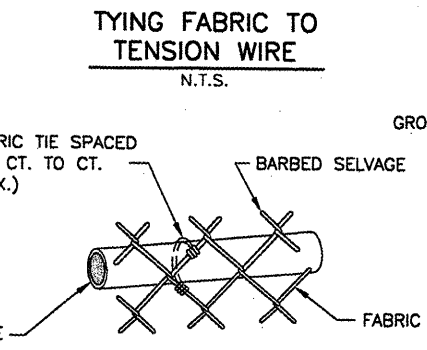
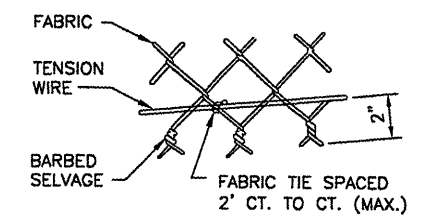
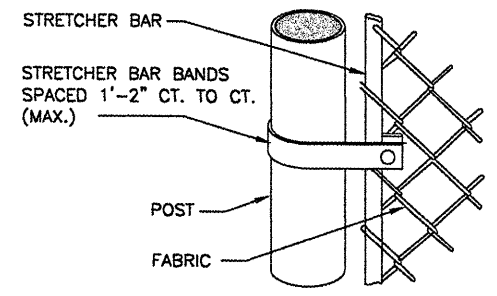
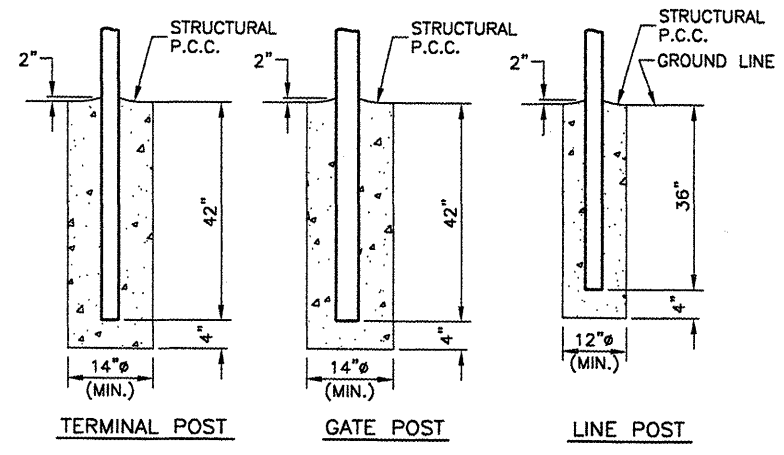


**BL064**

REVISIONS		
NUMBER	BY	DATE



PULL POSTS SHALL BE PLACED AT LOCATIONS DETERMINED BY THE ENGINEER. THEY SHALL BE PLACED AT 660 FT. INTERVALS BETWEEN POSTS TO WHICH THE ENDS OF THE FABRIC ARE CLAMPED OR MIDWAY BETWEEN SUCH POSTS WHEN THE DISTANCE IS LESS THAN 1320 FT. AND GREATER THAN 660 FT.

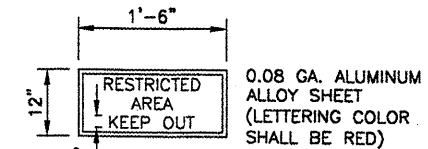
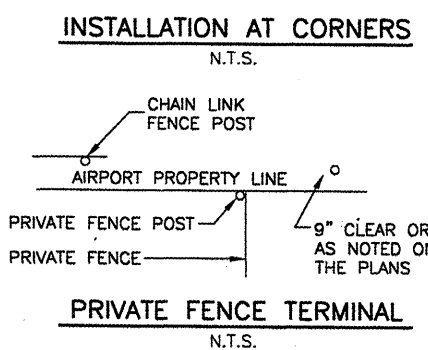


**BLOOMINGTON-NORMAL AIRPORT AUTHORITY  
 CENTRAL ILLINOIS REGIONAL AIRPORT  
 BLOOMINGTON, ILLINOIS**  
  
**CONSTRUCT NEW ARFF FACILITY  
 FENCE DETAILS 1**

© Copyright CMT, Inc.  
**CMT**  
 CRAWFORD, MURPHY & TILLY, INC.  
 CONSULTING ENGINEERS  
 License No. 184-000613

DESIGN BY: -----
DRAWN BY: CMT
CHECKED BY: <i>RW</i>
APPROVED BY: <i>RW</i>
DATE: 04/01/2008
JOB No: 0508509
IL PROJ. NO. BMI-3797
AIP PROJ. NO. 3-17-0006-46 & 48
SHEET 49 OF 66 SHEETS

WHERE FENCE LINE HAS A CHANGE IN DIRECTION OF 15° OR MORE, A TERMINAL POST SHALL BE PLACED AS SHOWN ABOVE. WHERE ANGLE IS LESS THAN 15° AND EXISTING CONDITIONS REQUIRE A TERMINAL POST, THEY SHALL BE PLACED AS DIRECTED BY THE ENGINEER.



EACH GATE SHALL REQUIRE TWO SIGNS. EVERY 100' OF FENCE SHALL REQUIRE ONE SIGN. EVERY STRAIGHT SECTION OF FENCE SHALL REQUIRE MINIMUM ONE SIGN.

- NOTES**
- CONTINUOUS FENCE SHALL BE GROUNDED AT INTERVALS NOT EXCEEDING 1000 FT. EXCEPT THERE SHALL BE A GROUND NOT EXCEEDING 100 FT. FROM GATE IN EACH SECTION OF THE FENCE ADJACENT TO THE GATE.
  - FENCE UNDER POWER LINES SHALL BE GROUNDED BY 3 GROUNDS, ONE DIRECTLY UNDER THE CROSSING AND ONE ON EACH SIDE 25 TO 50 FT. AWAY. A SINGLE GROUND SHALL BE LOCATED DIRECTLY UNDER EACH TELEPHONE WIRE OR CABLE CROSSINGS.
  - THE COUNTERPOISE SHALL BE USED ONLY WHERE IT IS IMPOSSIBLE TO DRIVE A GROUND ROD BECAUSE OF IMPERVIOUS EARTH STRUCTURES.
  - THE GROUND WIRE SHALL BE CONNECTED TO THE FABRIC AND THE GROUND ROD BY A MECHANICAL CLAMP OF CAST BRONZE BODY AND BRONZE OR STAINLESS STEEL BOLTS AND WASHERS. WHEN A TENSION WIRE IS REQUIRED, THE BOTTOM CONNECTION OF THE GROUND WIRE SHALL BE MADE TO THE TENSION WIRE.
  - ALL PROPOSED CLASS E FENCE SHALL MEET THE REQUIREMENTS OF IDOT STANDARD 664001-01.

**BARBED WIRE ARM ON LINE POST**  
N.T.S.

**PRIVATE FENCE TERMINAL**  
N.T.S.

**SIGN DETAIL**  
N.T.S.