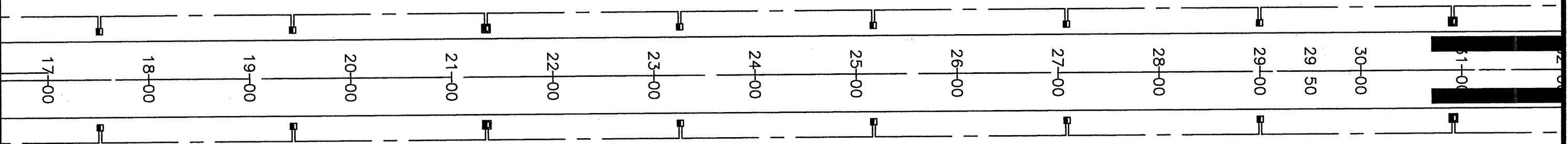


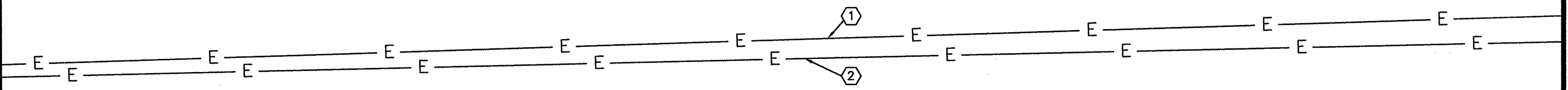
BENTON MUNICIPAL AIRPORT  
 IL PROJ NO. H96-3754  
 AIP NO. 3-17-0005-B11  
**ELECTRICAL PLAN**  
 SHEET 6 OF 11

BN012



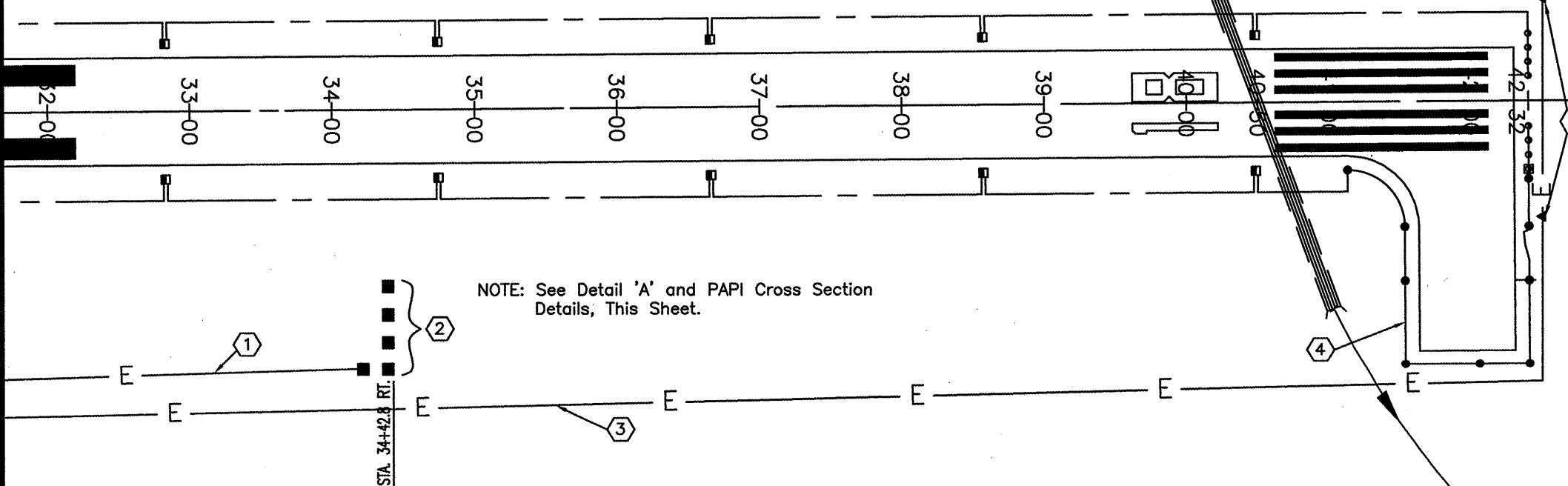
**PLAN NOTES**

- ① 3/C #1, 600 V, Type C in unit duct for 240 volt feed to PAPI system. See below for continuation.
- ② 4/C #2, 600V type C in unit duct for 120/240 volt feed to REIL 18 system.

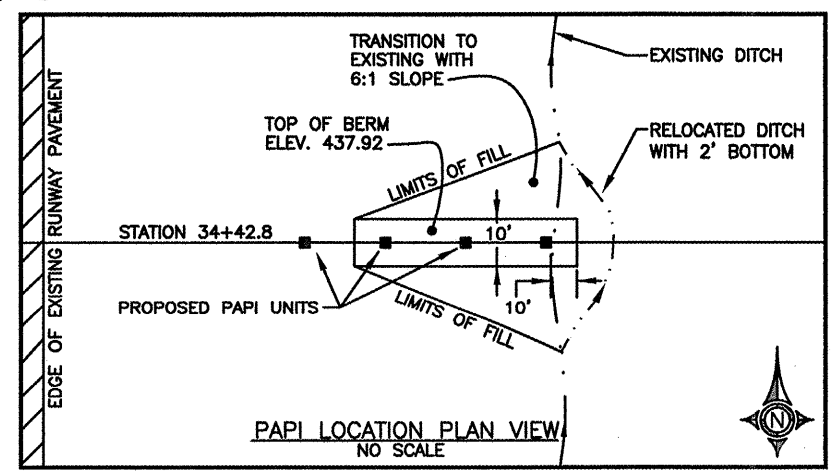
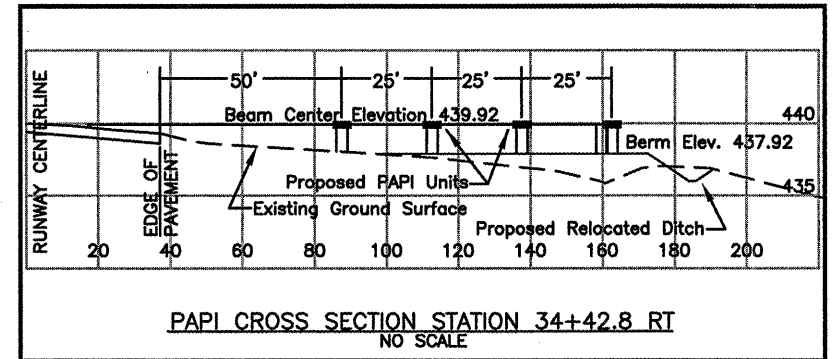


**PLAN NOTES**

- ① 3/C #1, 600 V, Type C in unit duct for 240 volt feed to PAPI system. See Sheet 5 for continuation.
- ② PAPI system; see details, Sheet 6.
- ③ 4/C #2, 600V type C in unit duct for 120/240 volt feed to REIL 18 system.
- ④ Locate and avoid existing airfield lighting underground cables. Any damage to same shall be repaired or replaced to the satisfaction of the Engineer.
- ⑤ REIL system; see details Sheet 9.



NOTE: See Detail 'A' and PAPI Cross Section Details, This Sheet.



23 May 2008 - 6:54am X:\2007\07190\cc\plans\Plan Views.dwg: Layout Tab 'Plan Sheet North End'