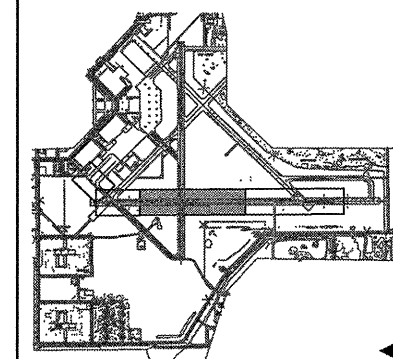


| no. | date | by | ckd | description |
|-----|----------|-----|-----|----------------|
| 0 | 04/25/08 | BJQ | MAR | ISSUED FOR BID |



KEYMAP



| | | | |
|----------|------------|----------|-----------|
| date | 02/13/08 | detailed | L. TUCKER |
| designed | B. QUINLAN | checked | A. RAHMAN |

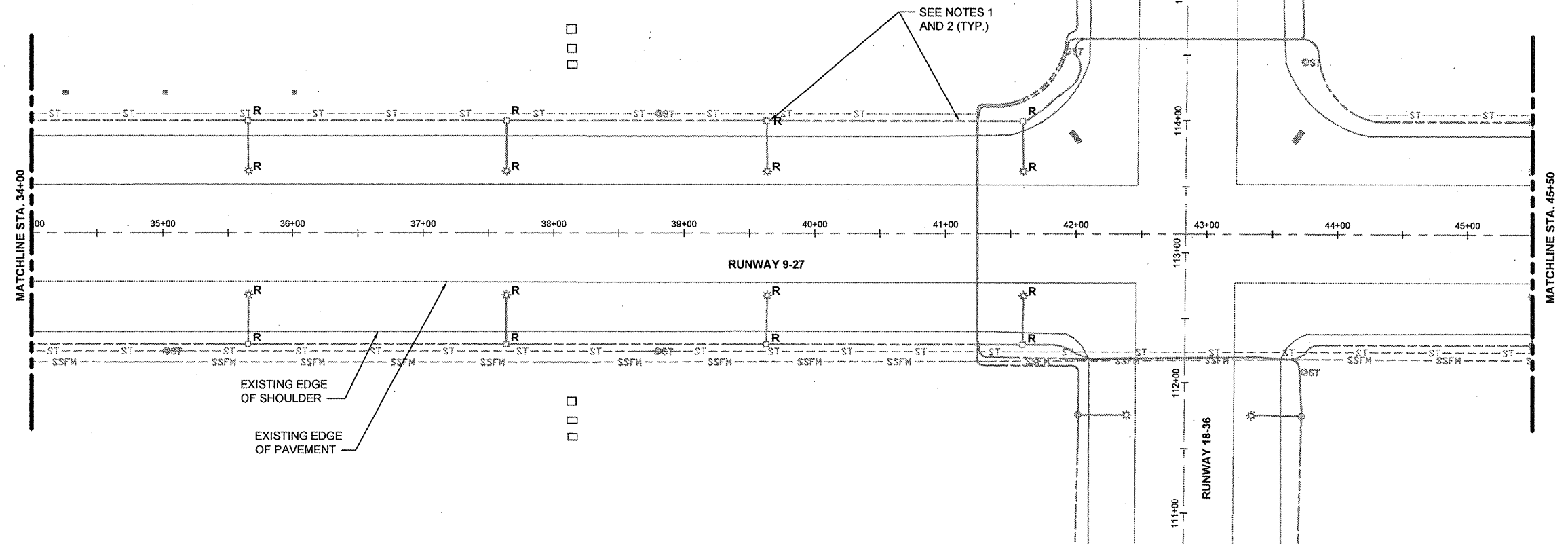
RUNWAY 9/27 LIGHTING, NAVAIDS AND SIGNAGE; RUNWAY 18/36 WIND CONES AND SIGNAGE

ELECTRICAL DEMOLITION PLAN
RUNWAY 9-27 STA. 34+00 TO 57+50

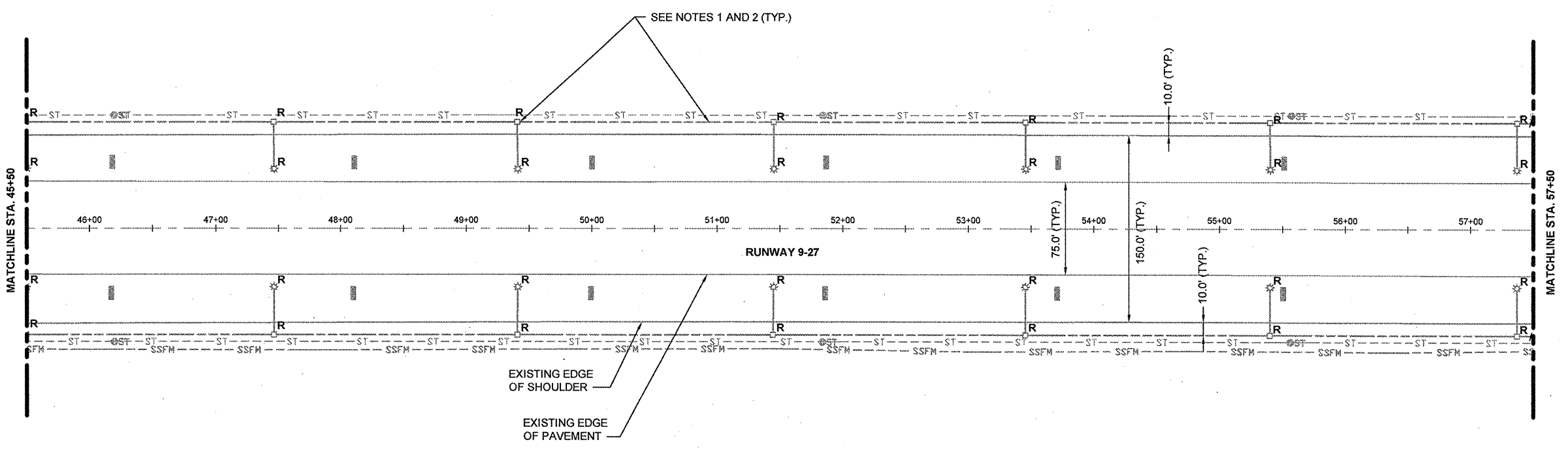
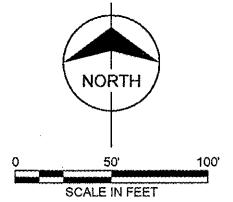
| | |
|---------|----------|
| project | contract |
|---------|----------|

drawing **D103** - rev. **0**

sheet 7 of 21 sheets
file 47463D103.DWG



- NOTES:**
- ALL WIRING AND UNIT DUCT BEING DISCONNECTED OR DECOMMISSIONED UNDER THIS PROJECT SHALL BE REMOVED FROM ALL CONDUITS, DUCT BANKS, HANDHOLES OR MANHOLES. DIRECT BURIED WIRING AND ASSOCIATED UNIT DUCT SHALL ALSO BE REMOVED AND REPLACED WITH NEW WIRING IN UNIT DUCT.
 - RUNWAY 9/27 WIRING (IN UNIT DUCT), ISOLATION TRANSFORMERS, SPLICES, LIGHTS, BASE CANS, LIGHT STAKES, COUNTERPOISE AND SAFETY GROUND SYSTEM TO BE REMOVED AND REPLACED IN ITS ENTIRETY.



Scale For Micrometers
Inches