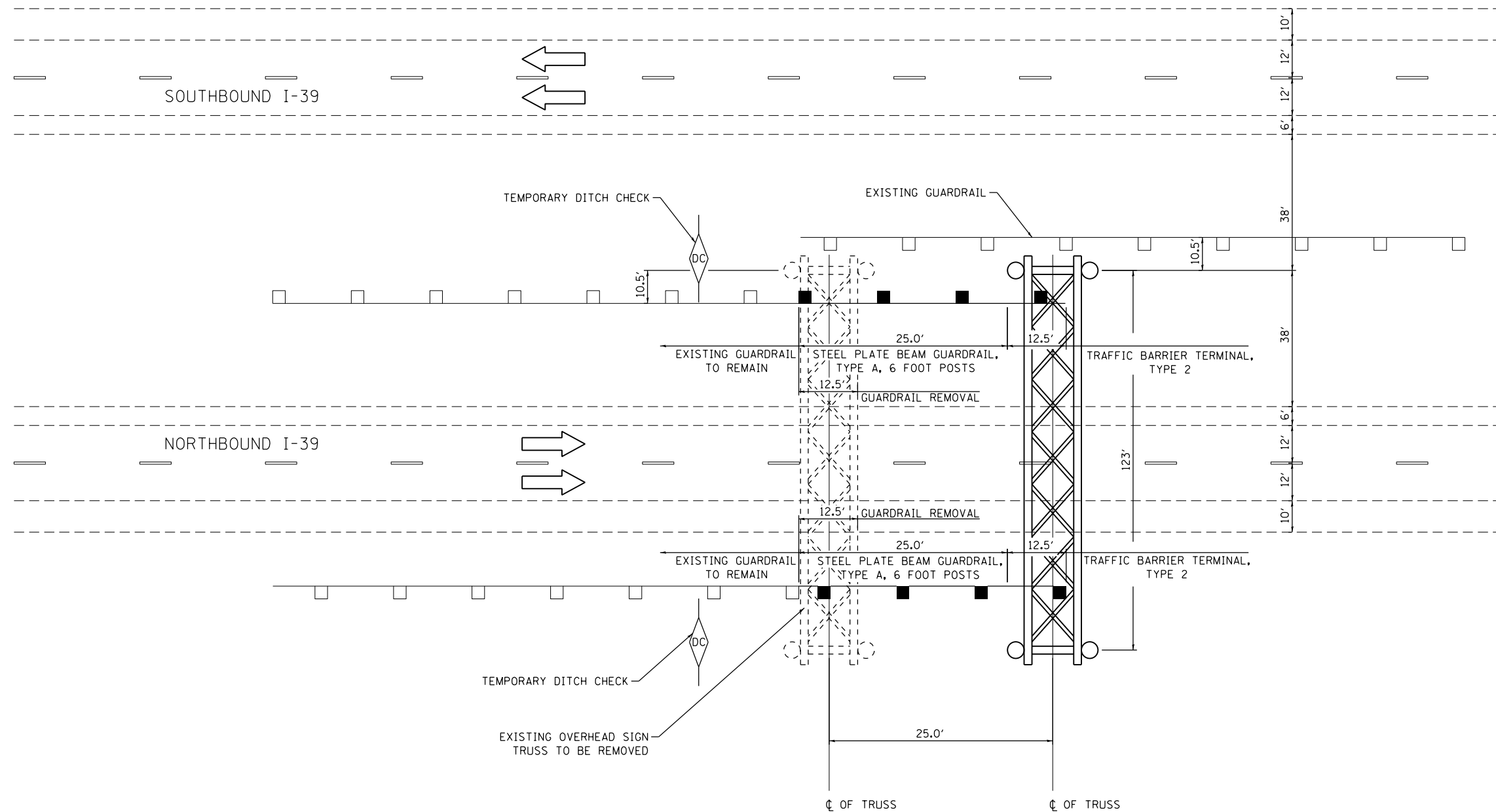
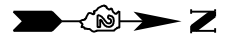
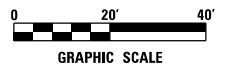


NOTES:

- 1) REMOVE EXISTING TYPE 2 TERMINAL SECTIONS FOR NORTHBOUND INSIDE AND OUTSIDE GUARDRAIL RUNS
- 2) INSTALL 25 FT OF GUARDRAIL ATTACHING TO EXISTING GUARDRAIL FOR NORTHBOUND INSIDE AND OUTSIDE GUARDRAIL RUNS
- 3) INSTALL TYPE 2 TERMINAL SECTIONS TO PROPOSED NORTHBOUND INSIDE AND OUTSIDE GUARDRAIL
- 4) EXISTING SOUTHBOUND INSIDE GUARDRAIL TO REMAIN
- 5) INSTALL TEMPORARY DITCH CHECKS AS DIRECTED BY THE ENGINEER



SN-032
2S1011039R139.4



N:\PROJ\0220080\02\0220080\01\Design\Details\0220080_02-de-cs1503_RdwgPl.rvt

<p>Clorba Group, Inc. CONSULTING ENGINEERS 8007 North Cumberland Avenue, Suite 402 Chicago, Illinois 60636 Tel: 773.775.4009 Fax: 773.775.4014 Email: info@clorba.com</p>	USER NAME = jattanasec	DESIGNED - JPA	REVISED -	STATE OF ILLINOIS DEPARTMENT OF TRANSPORTATION	SIGN STRUCTURE REPLACEMENT ROADWAY PLAN DETAIL - SN-032			F.A.I. RTE.	SECTION	COUNTY	TOTAL SHEETS	SHEET NO.
	PLOT SCALE = 40.0000' / 1" =	DRAWN - JPA	REVISED -		VAR.	.	**	45	9			
	PLOT DATE = 1/31/2014	CHECKED - MJL	REVISED -		• D-2 OVD SIN STR REPL 14-27		CONTRACT NO. 46288		ILLINOIS FED. AID PROJECT			
	DATE - 1/31/2014	REVISIED -		SCALE: N.T.S.	SHEET NO. 3 OF 6 SHEETS	STA.	TO STA.					