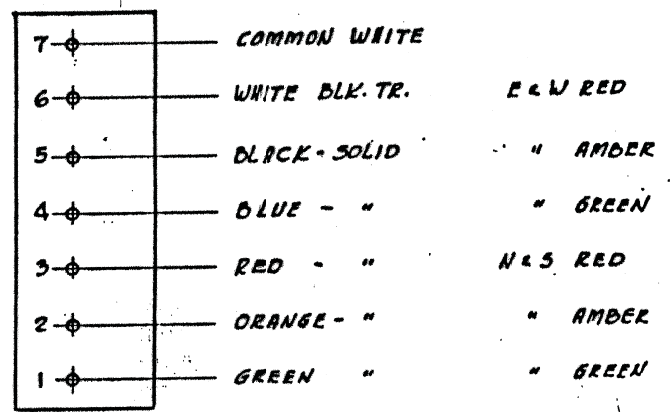
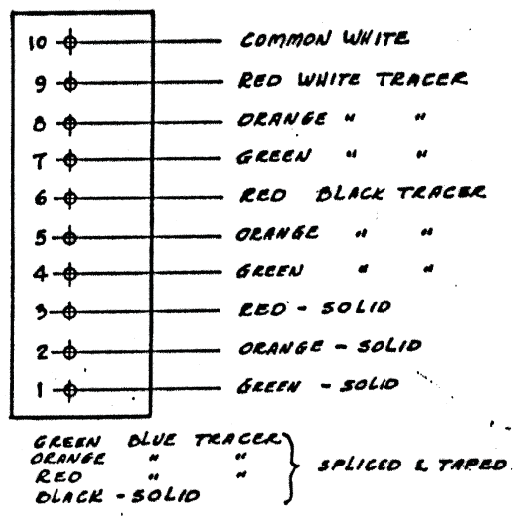


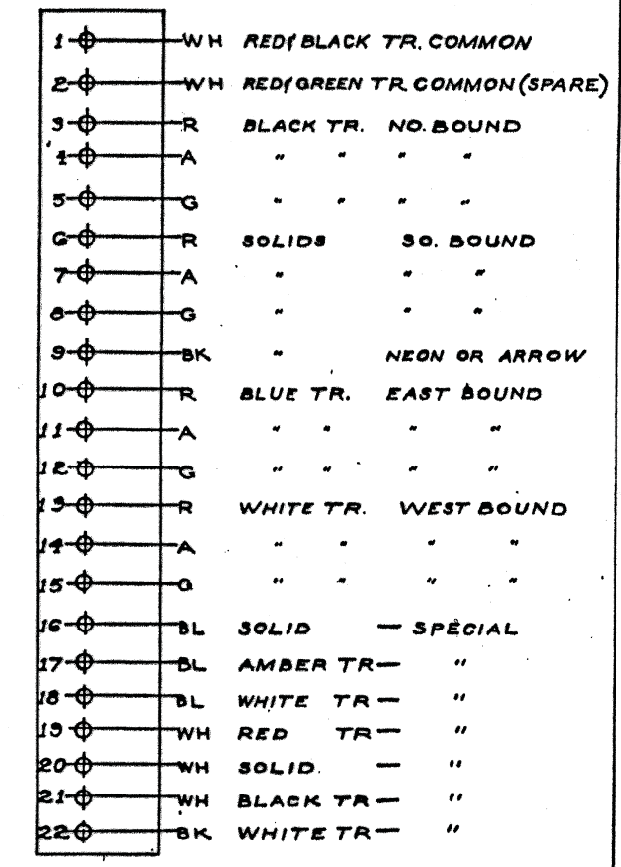
• 7 CONDUCTOR - 7 POINT STRIP •



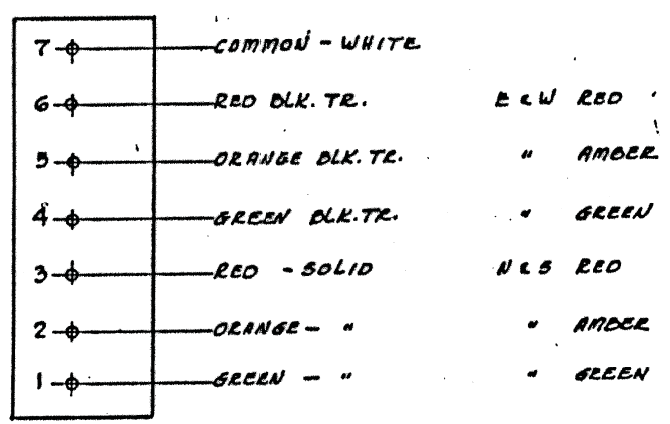
• 14 CONDUCTOR - 10 POINT STRIP •




• 22 CONDUCTOR - CODE •
 • 19 1/2 CODE - OMIT #19 - #21 - #22 •



• 10 CONDUCTOR - 7 POINT STRIP •

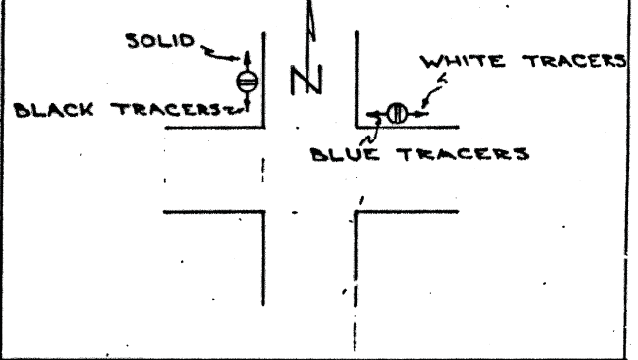


• 14 CONDUCTOR - 14 POINT STRIP •

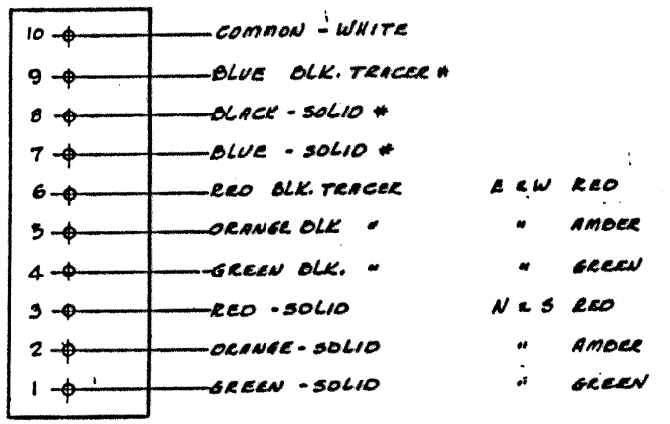


SOLID BLUE }
 SOLID BLACK } SPLICED & TAPED
 BLUE DLK. TR }

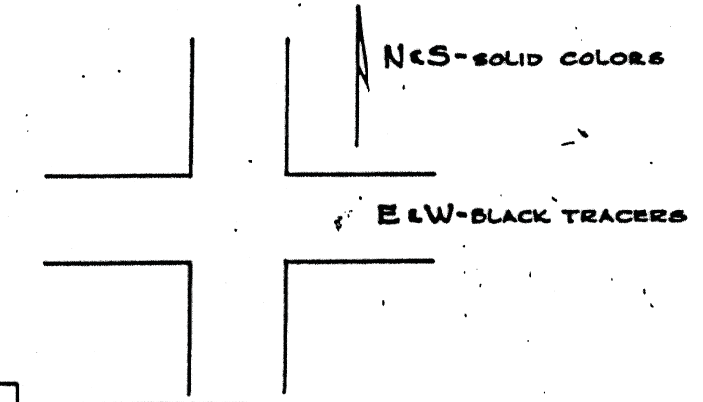
• SPLIT CORNER •



• 10 CONDUCTOR - 10 POINT STRIP •



• STRAIGHT CORNER •



* - SOLID BLUE - GREEN LIGHT }
 * - SOLID BLACK - AMBER " } IF USED
 * - BLUE BLACK TR. RED " }

NOTE:
 CONDUCTORS FOR
 WALK SIGNALS &
 VARIOUS MESSAGE
 SIGNS AT DISCRETION
 OF INSTALLER

**TRAFFIC CONTROL SIGNALS
 STRIP WIRING LAYOUT**

CITY OF CHICAGO DEPT. OF STREETS AND SANITATION DIVISION OF ELECTRICAL OPERATION			
REVISED	DATE	CHECKED	ENGINEER
A	5-4-61	N.R.G.	R. J. [Signature]
D	11-10-64	[Signature]	DEG. NO.
C		[Signature]	
E		SUB. IN CHARGE	
F		SUPERINTENDENT	
G		COMMISSIONER	
SCALE: 16" x 21"			DATE: 11-8-56

12268-A