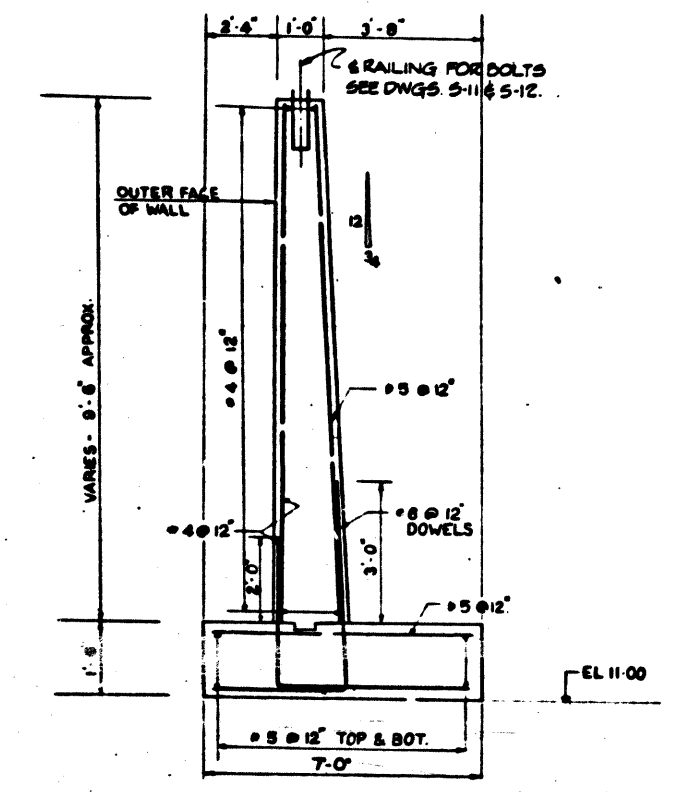


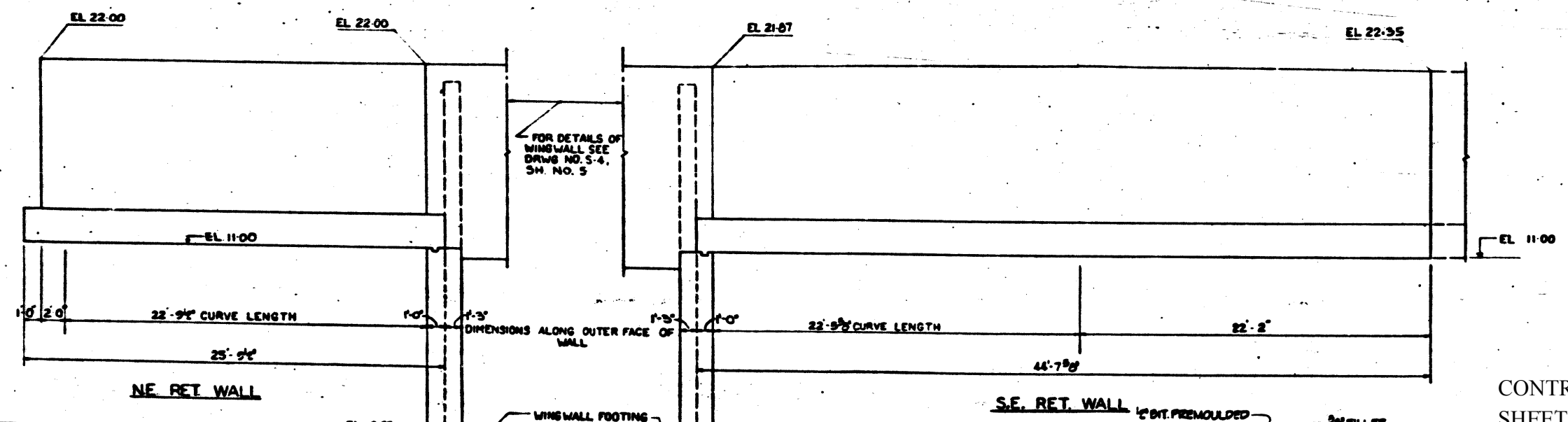
PLAN SCALE 1/4" = 1'-0"



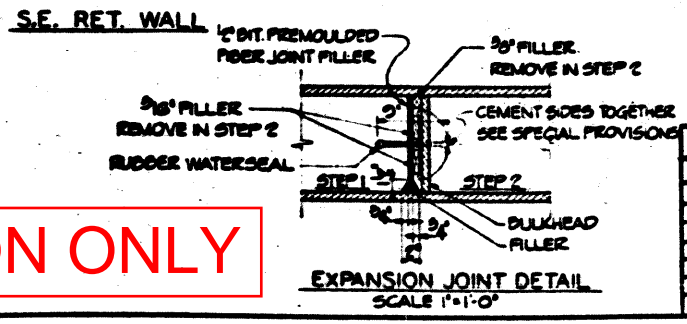
TYP SECTION THRU RETAINING WALL SCALE 1/2" = 1'-0"

NOTES
 FOR RAILING DETAILS SEE DRWG NOS S-11 & S-12, SH. 12 & 13
 FOR DRAINAGE DETAILS SEE DRWG NO S-2, SH. NO. 3
 FOR DETAILS OF CHAIN LINK FENCE SEE SHEET NO. 40
 FOR ELECTRICAL DETAILS SEE SHEET NOS 47 & 48

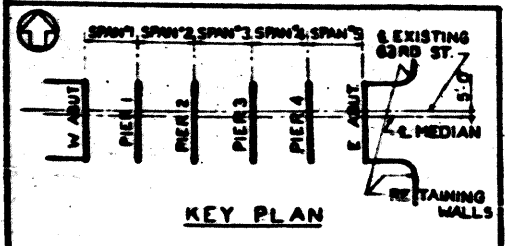
BILL OF MATERIALS - RETAINING WALLS		
ITEM	UNIT	QUANTITY
CLASS "X" CONCRETE	CU YD	59.4
REINFORCEMENT BARS	LBS	4500



ELEVATION SCALE 1/4" = 1'-0"



EXPANSION JOINT DETAIL SCALE 1" = 1'-0"



KEY PLAN

CONTRACT NO. 60J15
 SHEET NO. 120 OF 142

REVISIONS		
DATE	BY	DESCRIPTION

DEPARTMENT OF HIGHWAYS
 COOK COUNTY, ILLINOIS

RETAINING WALLS
 63RD STREET GRADE SEPARATION
 OVER
 SOUTH ROUTE EXPRESSWAY

COMPUTED H.M.K. PROJECT 311-94-3(55)56
 DRAWN R.M.S. SCALE AS SHOWN
 CHECKED E.M.C. APPROVED *[Signature]*

APPROVED *[Signature]* 94 COUNTY HIGHWAY SHEET NO. 6 OF 48 DRAWING NO. S-5

DE LEUW, CATHNER & COMPANY
 CONSULTING ENGINEERS

FOR INFORMATION ONLY