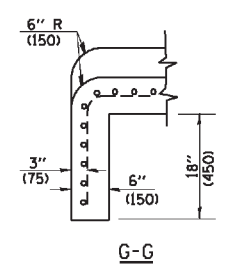
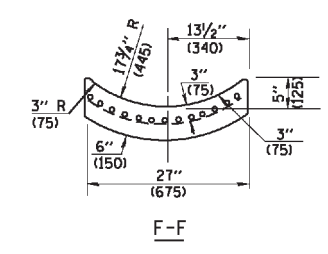
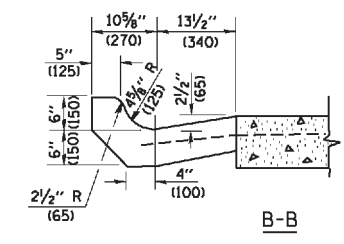
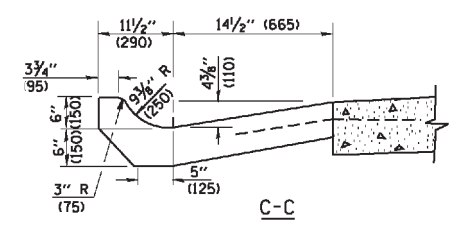
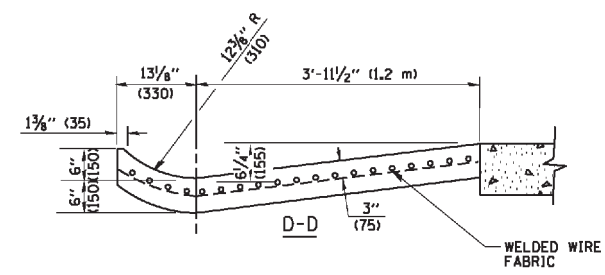
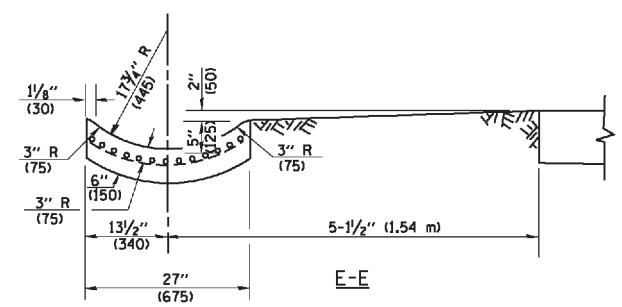


A-A *

* DIMENSIONS OF THE CURB & GUTTER AT SECTION A-A ARE SHOWN ON STATE STANDARD 606001. FOR DETAILS OF OUTLET FOR CONCRETE CURB & GUTTER, TYPE B-6.24 (B-15.60) SEE STATE STANDARD 606006.



GENERAL NOTES

GUTTER OUTLET SHALL BE TIED TO THE PAVEMENT IN ACCORDANCE WITH DETAILS FOR LONGITUDINAL CONSTRUCTION JOINT SHOWN ON STANDARD 420001.

TIE BARS SHALL BE NO. 20 (NO.6) AT 24\" (600) CENTERS UNLESS OTHERWISE SHOWN.

IF THE AVERAGE GRADE OF PAVEMENT FOR THE DISTANCE FROM SECTION A-A TO D-D EXCEEDS 2%, THIS DISTANCE SHALL BE INCREASED 6\" (1.8 m) FOR EACH 1% INCREASE IN GRADE.

QUANTITIES

FOR SECTION A-A TO E-E AND CURTAIN WALL =
 1.25 CU. YDS. (0.96 m³) CLASS S1 CONCRETE (OUTLET) FOR 9\" (225) PAVT.
 1.27 CU. YDS. (0.96 m³) CLASS S1 CONCRETE (OUTLET) FOR 10\" (250) PAVT.
 FOR SECTION F-F =
 0.045 CU. YDS. (0.03 m³) CLASS S1 CONCRETE PER FT. (M).

ALL DIMENSIONS ARE IN INCHES (MILLIMETERS) UNLESS OTHERWISE SHOWN.

COPYRIGHT © 2011 BY BAXTER & WOODMAN, INC.
 STATE OF ILLINOIS - PROFESSIONAL DESIGN FIRM
 2300 S. WASHINGTON ST., SUITE 200, CHICAGO, IL 60604
 312.467.1200 FAX 312.467.1201
 5/5/2014

FILE NAME =	USER NAME = gaglianob	DESIGNED - M. DE YONG	REVISED - R. SHAH 09-09-94
W:\diststd\22x34\bd83.dgn		DRAWN -	REVISED - R. SHAH 10-25-94
	PLOT SCALE = 50.0000' / IN.	CHECKED -	REVISED - E. GOMEZ 12-21-00
	PLOT DATE = 1/4/2008	DATE - 08-04-86	REVISED -

**STATE OF ILLINOIS
DEPARTMENT OF TRANSPORTATION**

**OUTLET FOR CONCRETE
CURB AND GUTTER**

SCALE: NONE SHEET NO. 1 OF 1 SHEETS STA. TO STA.

F.A. RTE.	SECTION	COUNTY	TOTAL SHEETS	SHEET NO.
347	2014-04RS	KANE	25	22
BD600-01 (BD-03)		CONTRACT NO. 60Y37		
FED. ROAD DIST. NO. 1 ILLINOIS FED. AID PROJECT				