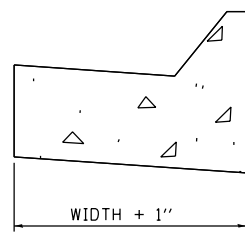
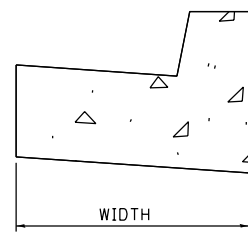
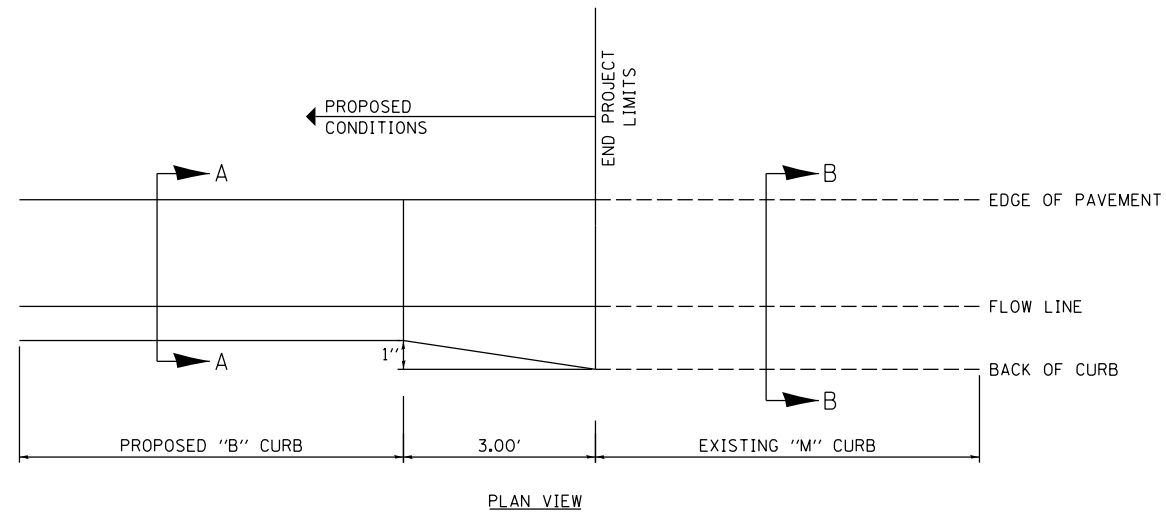


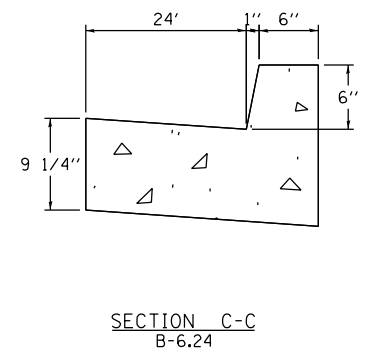
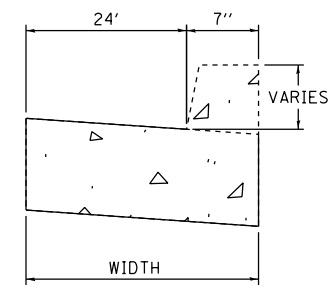
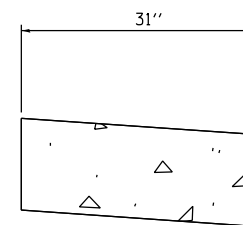
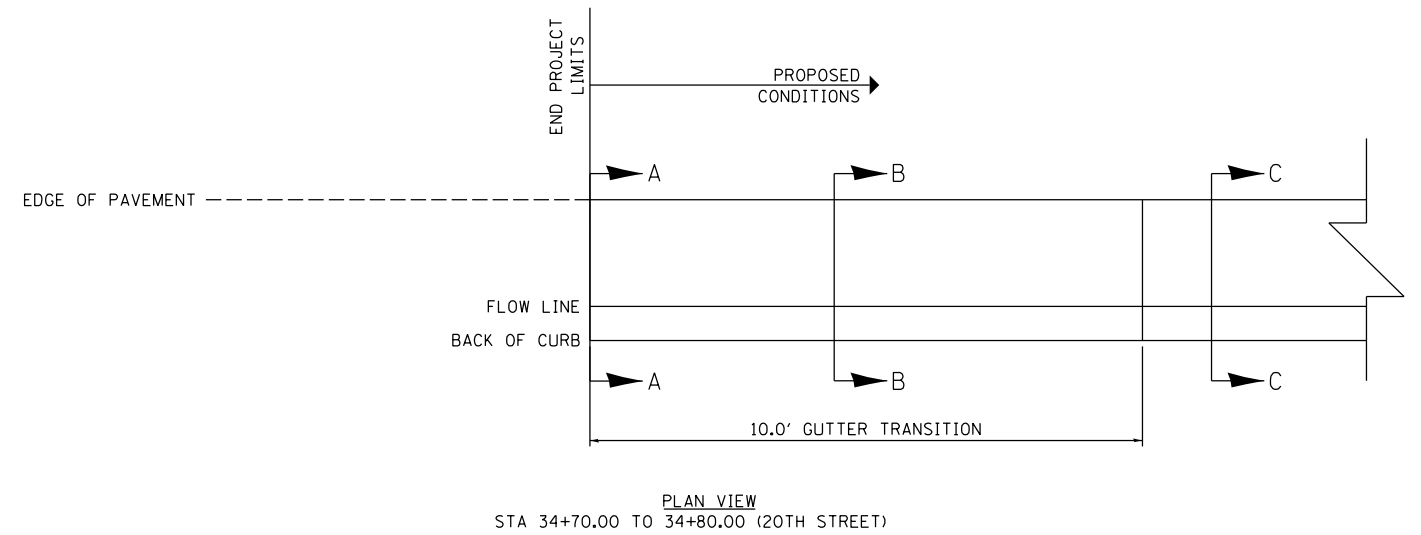
CURB WIDTH TRANSITION

NOTE: VERTICAL HEIGHT OF CURB TO BE THE SAME FOR THE B AND M CURB.



SECTION VIEWS
SEE PLANS FOR CURB AND GUTTER TYPE AND
IDOT STD 606001 FOR DIMENSIONS

CURB HEIGHT TRANSITION



SECTION VIEWS



LAYOUT	NSR	4/4/2011
DRAWN	NSR	2/16/2013
REVIEWED	AAP	2/16/2013

FILE NAME =	D2PACKE-HP5-sht-details015.dgn	USER NAME =	pisar01256	DESIGNED -	NSR	REVISED -	
		DRAWN -	NSR	CHECKED -	AAP	REVISED -	
		PLOT SCALE =	NTS	DATE -	3/7/2014	REVISED -	
		PLOT DATE =	03\06\2014				

**STATE OF ILLINOIS
DEPARTMENT OF TRANSPORTATION**

**ROADWAY DETAILS
CURB TRANSITION DETAILS**

SCALE: NTS SHEET NO. OF SHEETS STA. TO STA.

F.A.U. RTE.	SECTION	COUNTY	TOTAL SHEETS	SHEET NO.
5756	(81-1)M	ROCK ISLAND	217	82
ILLINOIS FED. AID PROJECT			CONTRACT NO. 64J68	

DET-01