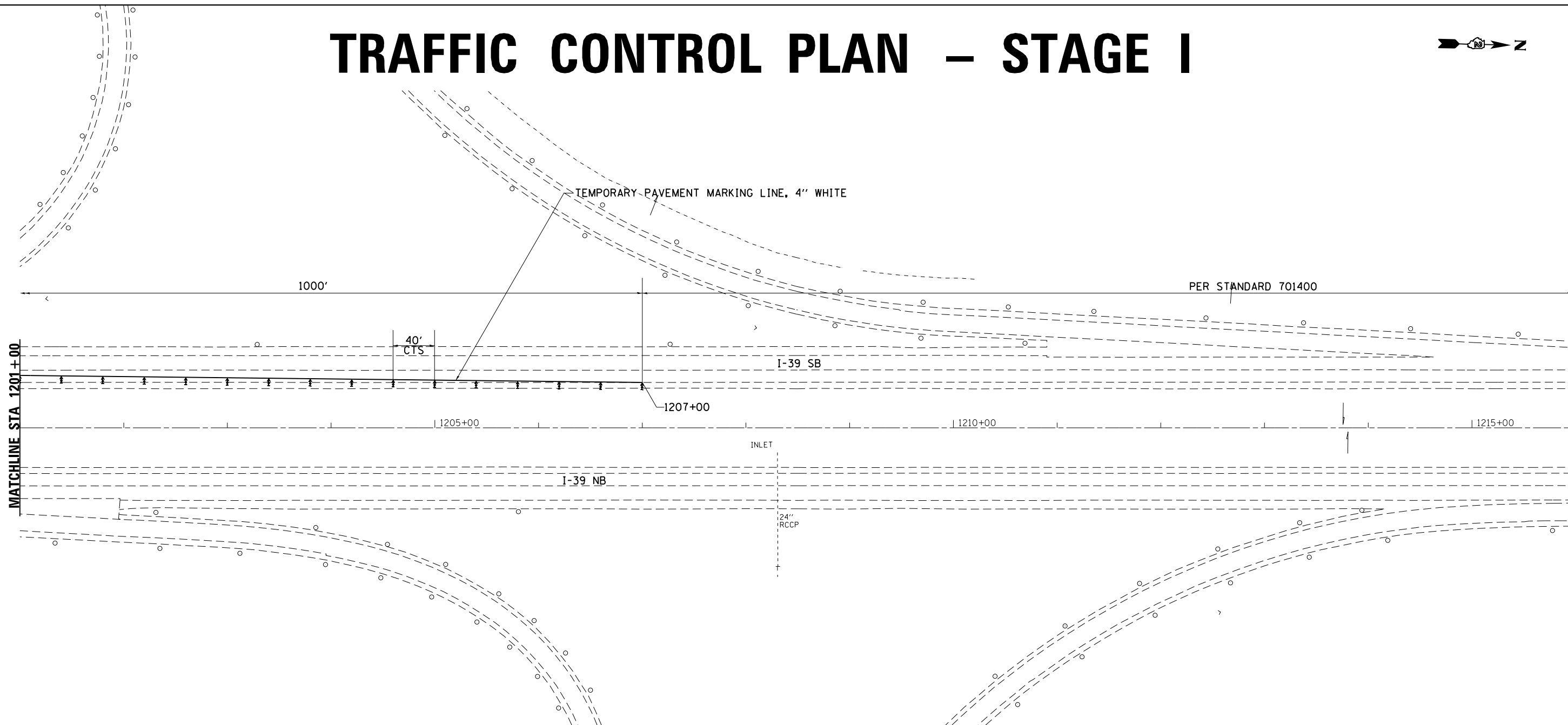










# TRAFFIC CONTROL PLAN – STAGE I



## SYMBOLS

-  Arrow board
-  Work area
-  Sign
-  Direction indicator barricade with steady burn monodirectional light
-  Type II barricade or drum with steady burn monodirectional light
-  Temporary concrete barrier
-  Impact attenuator
-  Drums with steady burning monodirectional light

## NOTES

- ① ReflectORIZED temporary pavement marking shall be placed throughout the taper and along-side the work area. The edge line shall be white for right lane closure and yellow for left lane closures.
- ② Barrier wall/guardrail markers at 25' (7.6 m). Markers on right shall be shall be crystal and markers on left shall be amber.
- ③ Offsets shown are from the centerline pavement marking of the direction of travel.
- ④ Barrier wall offsets are to the construction side of the barrier wall.
- ⑤ Refer to Highway Standard 701402 for additional details not shown.

FILE NAME =	USER NAME = dosddd	DESIGNED - _____	REVISED - _____
D:\BR\Draw\Lee\64K11 Cleaning & Painting	SN 052-0046, 052-0047, 052-0048, 052-0049	DRAWN - _____	REVISED - _____
Default	PLOT SCALE = 100.0000' / in.	CHECKED - _____	REVISED - _____
	PLOT DATE = Mon Mar 17 11:49:46 2014	DATE - _____	REVISED - _____

STATE OF ILLINOIS  
DEPARTMENT OF TRANSPORTATION

TRAFFIC CONTROL PLAN  
STAGE I

SCALE: \_\_\_\_\_ SHEET \_\_\_\_\_ OF \_\_\_\_\_ SHEETS STA. \_\_\_\_\_ TO STA. \_\_\_\_\_

F.A.I. RTE.	SECTION	COUNTY	TOTAL SHEETS	SHEET NO.
39	D2 BRIDGE PAINTING 2014-4	LEE	32	8
CONTRACT NO. 64K11				
ILLINOIS FED. AID PROJECT				