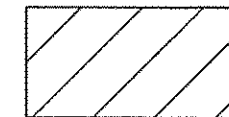


NOTES:

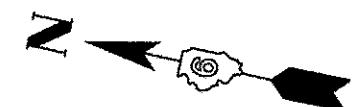
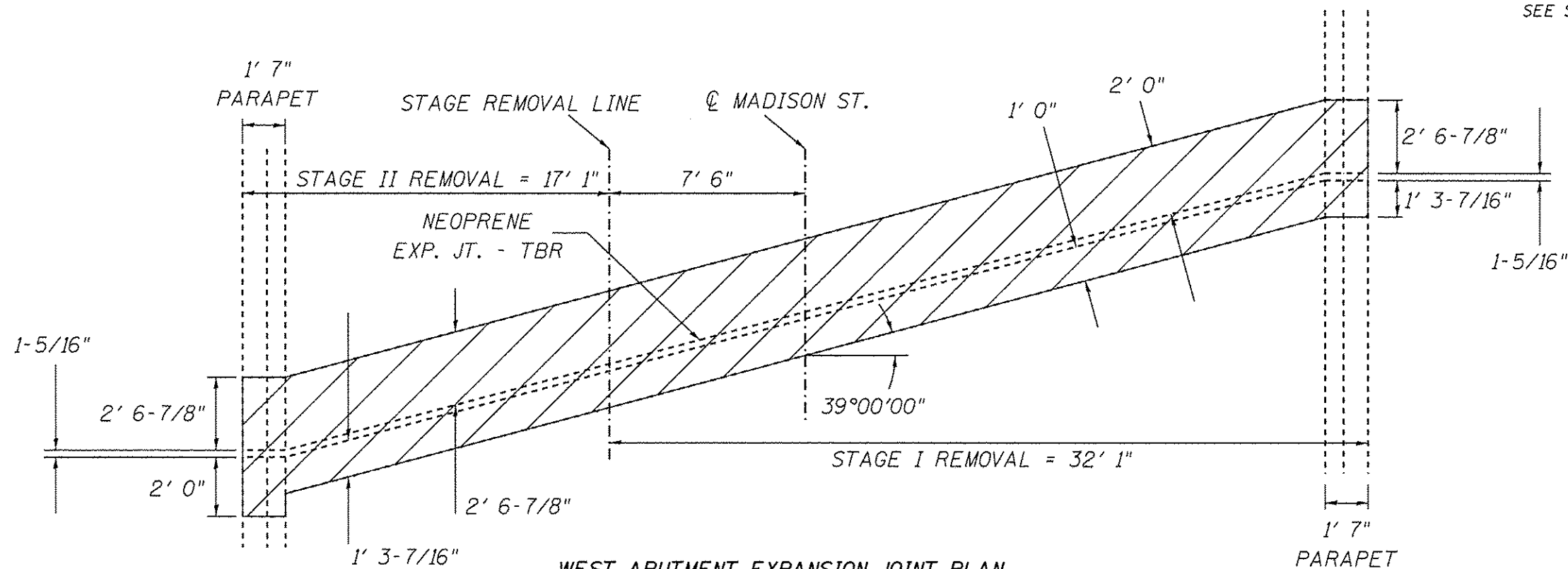
THE EXISTING EXPANSION JOINT SYSTEMS SHALL BE REMOVED COMPLETELY, AS WELL AS ANY FOREIGN MATERIAL THAT HAS ACCUMULATED OR BEEN PLACED IN THE JOINT OPENINGS. THE COST FOR THIS WORK IS INCLUDED IN CONCRETE REMOVAL AND NO ADDITIONAL COMPENSATION WILL BE ALLOWED.



CONCRETE
REMOVAL AREAS

WEST ABUTMENT EXPANSION JOINT CROSS SECTION
(HORIZ. DIM. @ RIGHT ANGLES TO JOINT)

SEE SHEET 21 FOR BILL OF MATERIALS



WEST ABUTMENT EXPANSION JOINT PLAN

FILE NAME *	USER NAME * dudlaybm	DESIGNED -	REVISED -	STATE OF ILLINOIS DEPARTMENT OF TRANSPORTATION	WEST ABUTMENT JOINT REMOVAL DETAIL	F.A.P. RTE.	SECTION	COUNTY	TOTAL SHEETS	SHEET NO.
D:\OPERATIONS\Bridgplans\CAO\72G85 - 0848198 overlay\Complete Plans and TC.dgn		DRAWN -	REVISED -			67	(1072) BOR	SANGAMON	23	20
PLOT SCALE * 48.0000' / in.		CHECKED -	REVISED -			CONTRACT NO. 72G85				
Default	PLOT DATE * Apr-09-2014 02:04:54PM	DATE -	REVISED -			ILLINOIS FED. AID PROJECT				
				SCALE:	SHEET	OF	SHEETS	STA.	TO STA.	