PAVEMENT MARKING NOTES

1. TYPE B GLASS BEADS SHALL BE REQUIRED FOR ALL WHITE AND YELLOW PERMANENT PAINT MARKINGS. GLASS BEADS ARE NOT REQUIRED FOR TEMPORARY MARKINGS OR BLACK PAINT. REFER TO SPECIFICATION ITEM 620 FOR ADDITIONAL INFORMATION.
2. PAINT SHALL MEET REQUIREMENTS OF TECHNICAL SPECIFICATION 620, WATERBORNE PAINT.
3. IMMEDIATELY PRIOR TO THE APPLICATION OF PAINT, ALL SURFACES SHALL BE DRY AND FREE FROM DIRT, GREASE, OIL, LAITANCE, OR OTHER FOREIGN MATERIAL WHICH WOULD REDUCE THE BOND BETWEEN THE PAINT AND THE PAVEMENT. THIS SHALL INCLUDE PAINTED AREAS ON THE EXISTING PAVEMENTS. REFER TO SPECIFICATION ITEM 620-3.3 FOR ADDITIONAL INFORMATION.
4. EXISTING PAVEMENT MARKINGS OUTSIDE THE LIMITS OF THE MARKINGS SHOWN ON THE MARKING PLAN WHICH ARE REMOVED OR WORN DUE TO CONSTRUCTION ACTIVITY SHALL BE REPAINTED. NO ADDITIONAL COMPENSATION SHALL BE MADE FOR THIS WORK.
5. NUMERAL MARKING TEMPLATES FOR SURFACE PAINTED HOLD POSITION SIGN MARKINGS SHALL BE PROVIDED BY THE OWNER FOR CONTRACTOR USE ON THE PROJECT. TEMPLATES SHALL BE MAINTAINED IN GOOD CONDITION AND RETURNED TO THE OWNER AFTER CONTRACTOR USE.

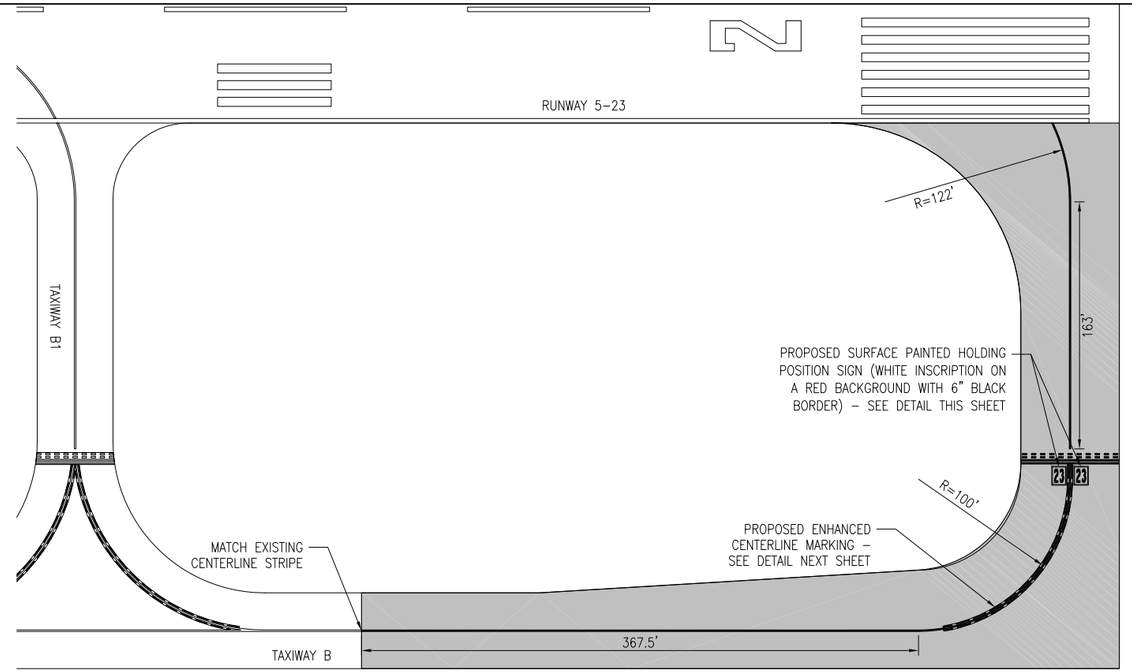



0' 25' 50' 100'
HALF SIZE SCALE: 1"= 100'
FULL SIZE SCALE: 1"= 50'

LEGEND

- EXISTING IMPROVEMENTS
- EXISTING BUILDINGS
- PROPOSED IMPROVEMENTS

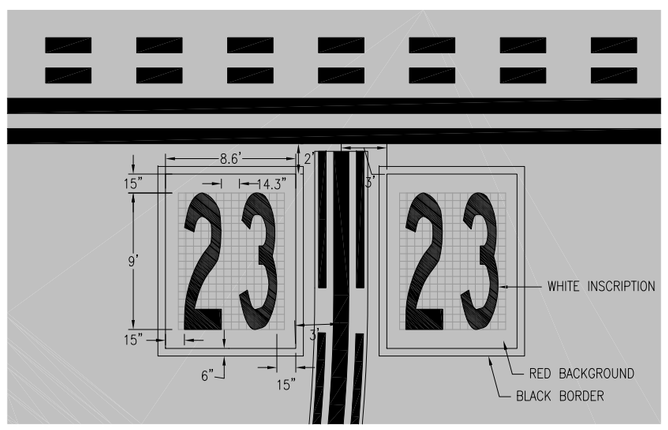

SURFACE PAINTED HOLDING POSITION SIGN DETAIL
TAXIWAY "B" SHORT OF RUNWAY END 23
SCALE: 1" = 5'

NOTE: GRID SHOWN FOR PROPER SIZING OF INSCRIPTIONS - NOT TO BE PAINTED. GRID SPACING IS 0.5 FEET.

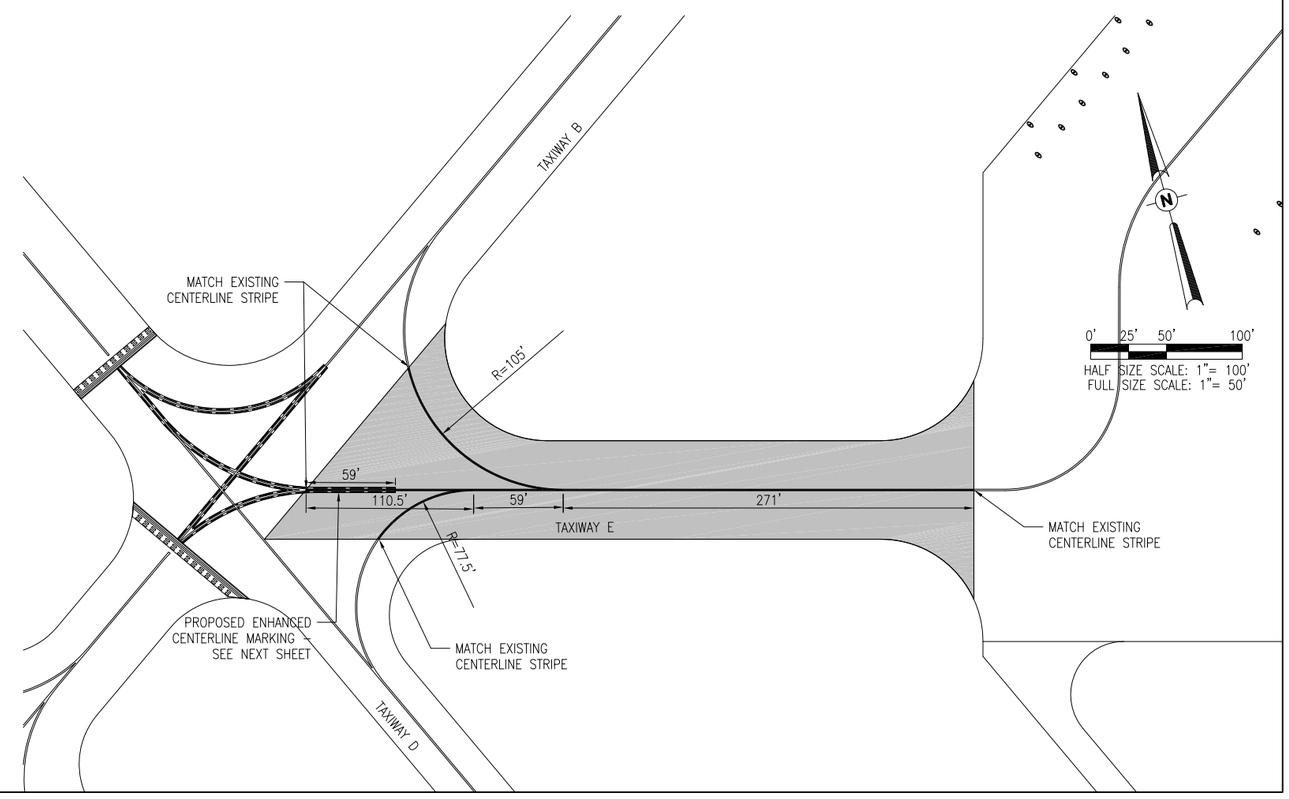

HANSON
Engineering | Planning | Allied Services

Offices Nationwide
www.hanson-inc.com

Hanson Professional Services Inc.
1525 S. 6th Street
Springfield, IL 62703
phone: 217-788-2450
fax: 217-788-2503

Illinois Licensed
Professional Service Corporation
#184-001084

MT. VERNON AIRPORT
MT. VERNON, ILLINOIS

100 Aviation Dr
Mt. Vernon, IL 62864

STATE OF ILLINOIS
BARRY S. STOLZ
062-057281
LICENSED PROFESSIONAL ENGINEER
EXP. 11/30/15
5/9/14

REHABILITATE
TAXIWAYS B & E

IDA No: MVN-4326

Contract No. MV060

NO.	DATE	DESCRIPTION		
		LAY	DWN	REV

ISSUE: MAY 9, 2014
PROJECT NO: 13A0077D
CAD FILE: C-151-MRK.DWG
LAYOUT BY: JRH 03/20/2014
DRAWN BY: JRH 03/20/2014
REVIEWED BY: JSL 04/21/2014

© Copyright Hanson Professional Services Inc. 2013

SHEET TITLE

PROPOSED
PAVEMENT MARKING
PLANS

MAY 12, 2014 11:35 AM STOLZ01547
pw:\\sgi-svr306.hanson.com:Hanson Projects\Documents\13Jobs\13A0077\13A0077D\CAD\Airport\Sheet\C-151-MRK