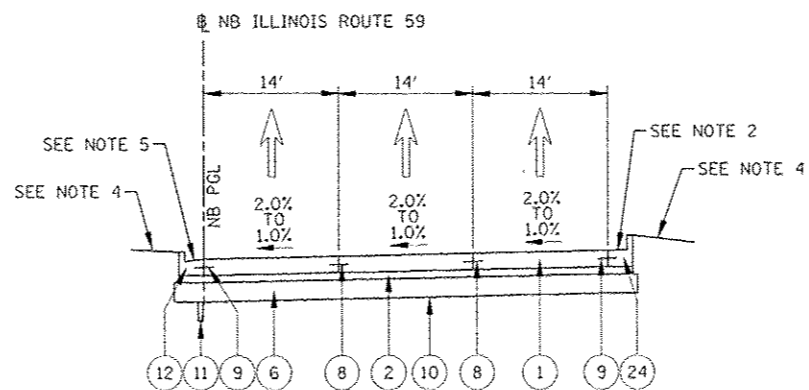
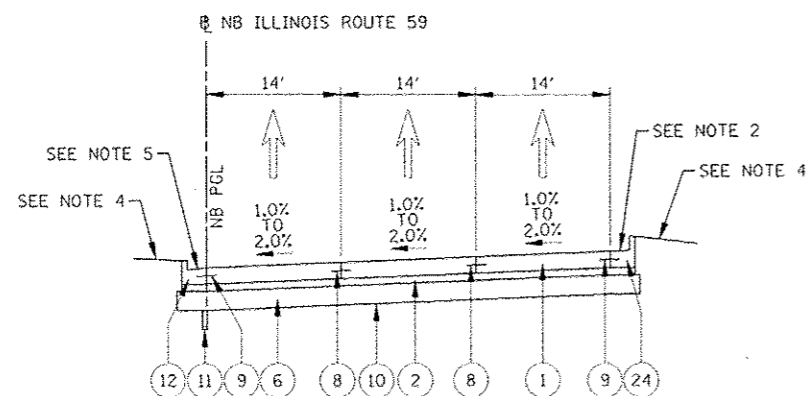


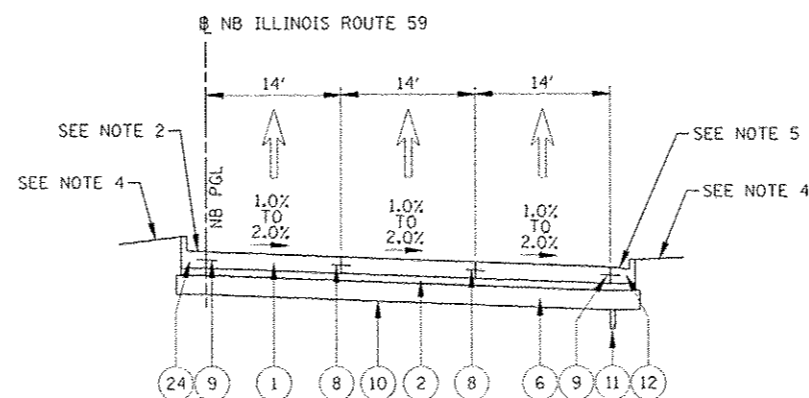
PROPOSED TYPICAL SECTION
 NB CROSS SLOPE TRANSITION
 STA 914+32.4 TO STA 915+25.5
 (STA 4052+30.3 TO STA 4053+21.5)



PROPOSED TYPICAL SECTION
 NB CROSS SLOPE TRANSITION
 STA 923+25.7 TO STA 924+35.5
 (STA 4061+13.1 TO STA 4062+19.8)



PROPOSED TYPICAL SECTION
 NB CROSS SLOPE TRANSITION
 STA 916+73.7 TO STA 917+89.0
 (STA 4054+63.6 TO STA 4055+76.4)



PROPOSED TYPICAL SECTION
 NB CROSS SLOPE TRANSITION
 STA 925+80.0 TO STA 926+65
 (STA 4063+57.1 TO STA 4064+40.5)

IDOT LEGEND PROPOSED

- 1 PORTLAND CEMENT CONCRETE PAVEMENT 10 1/4" (JOINTED)
- 2 STABILIZED SUBBASE HOT-MIX ASPHALT, 4 1/2"
- 3 HOT-MIX ASPHALT PAVEMENT (FULL-DEPTH), 10 1/4"
- 4 POLYMERIZED HOT-MIX ASPHALT SURFACE COURSE, MIX "F", N90 (IL-9.5 mm); 2"
- 5 AGGREGATE SHOULDERS, TYPE B 10"
- 6 AGGREGATE SUBGRADE IMPROVEMENT, 12"
- 7 SUBBASE GRANULAR MATERIAL, TYPE B, 4"
- 8 LONGITUDINAL CONSTRUCTION JOINT GROUTED IN PLACE, NO. 6 TIE BAR AT 24" LONG, DEFORMED (EPOXY COATED) AT 24" CTS. (INCLUDED IN THE COST OF THE PROPOSED PAVEMENT)
- 9 INCLUDED IN PLACE NO. 6 TIE BAR AT 24" LONG, DEFORMED (EPOXY COATED) AT 24" CTS. (INCLUDED IN THE COST OF THE PROPOSED CURB AND GUTTER)
- 10 GEOTECHNICAL FABRIC FOR GROUND STABILIZATION
- 11 PIPE UNDERDRAINS, FABRIC LINED TRENCH 4"
- 12 COMBINATION CONCRETE CURB & GUTTER, TYPE B-6.24
- 13 CONCRETE MEDIAN TYPE SB-6 (SPECIAL)
- 14 CONCRETE MEDIAN SURFACE, 4"
- 15 PORTLAND CEMENT CONCRETE SIDEWALK 5"
- 16 SHARED USE PATH, PORTLAND CEMENT CONCRETE SIDEWALK 5"
- 17 CONCRETE BARRIER WALL (SPECIAL)
- 18 HOT-MIX ASPHALT PATH, 6"
- 19 TOPSOIL 6" (TOPSOIL EXCAVATION AND PLACEMENT)
- 20 TOPSOIL FURNISH AND PLACE, 30"
- 21 SODDING, SALT TOLERANT OR SEEDING (AS NOTED ON LANDSCAPE PLAN)
- 22 STEEL PLATE BEAM GUARDRAIL, TYPE A, 6 FOOT POSTS
- 23 PARAPET RAILING
- 24 COMBINATION CONCRETE CURB & GUTTER, TYPE B-9.24
- 25 CHAIN LINK FENCE, 5'
- 26 LEVELING BINDER (MACHINE METHOD), N70 (IL-9.5mm); 3/4"
- 27 CONCRETE GUTTER, TYPE B
- 28 HOT-MIX ASPHALT BINDER COURSE, IL-19.0, N50; 5"

NOTES

- 1. SEE CROSS SECTIONS FOR GRADING INFORMATION.
- 2. CURB AND GUTTER FOR PROPOSED MEDIAN SHALL BE CONSTRUCTED WITH REVERSE PITCHED GUTTER.
- 3. SEE LANDSCAPING PLANS FOR SEEDING AND SODDING INFORMATION.
- 4. SEE LANDSCAPED MEDIAN TYPICAL SECTION AND CROSS SECTIONS FOR INFORMATION BEYOND THE BACK OF CURB.
- 5. TYPICAL SECTION IS FOR CROSS SLOPE TRANSITIONING PURPOSES ONLY AND DOES NOT REFLECT THE ACTUAL LOCATION OF THE CURB AND GUTTER. SEE PLAN & PROFILE FOR CURB PLACEMENT.
- 6. GEOTECHNICAL FABRIC FOR GROUND STABILIZATION IS PLACED BENEATH AGGREGATE SUBGRADE 12", EXCEPT IN THE AREA OF LONGITUDINAL PIPE UNDERDRAINS WHERE IT IS LIMITED TO THE EDGE OF PAVEMENT (SEE PIPE UNDER DRAIN DETAIL).