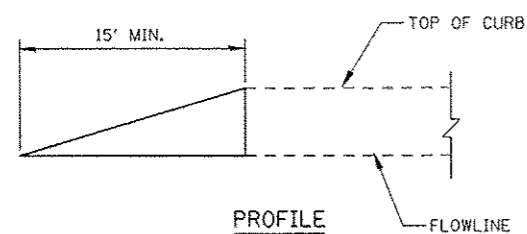
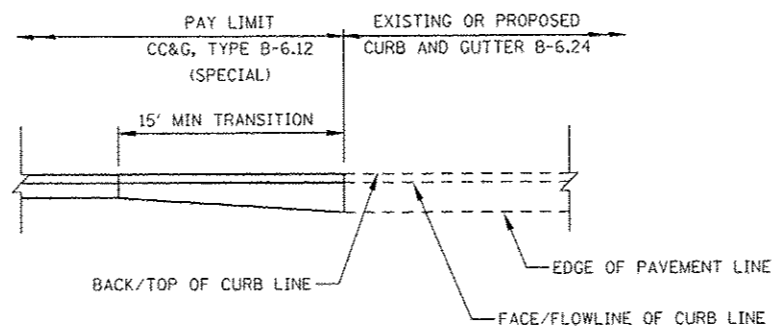


PLAN



PROFILE

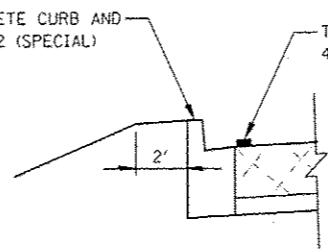
TEMPORARY CURB AND GUTTER VERTICAL TRANSITION DETAIL



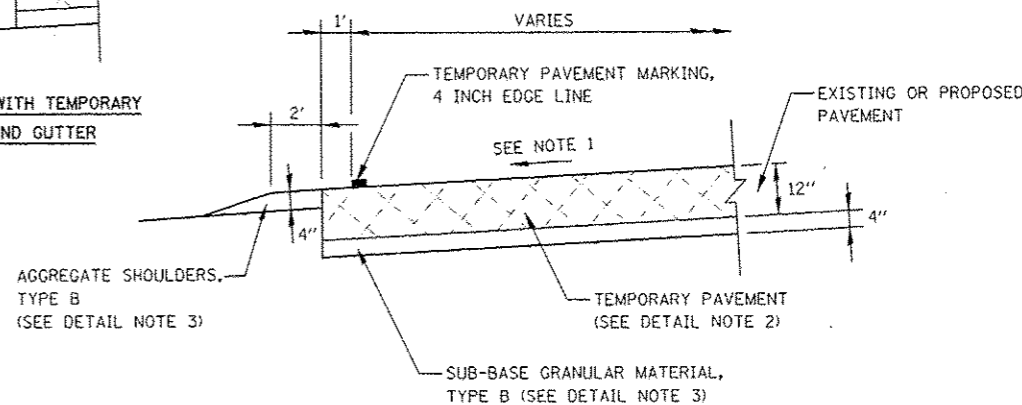
PLAN

TEMPORARY CURB AND GUTTER HORIZONTAL TRANSITION DETAIL

COMBINATION CONCRETE CURB AND GUTTER, TYPE B-6.12 (SPECIAL) (SEE NOTE 4)



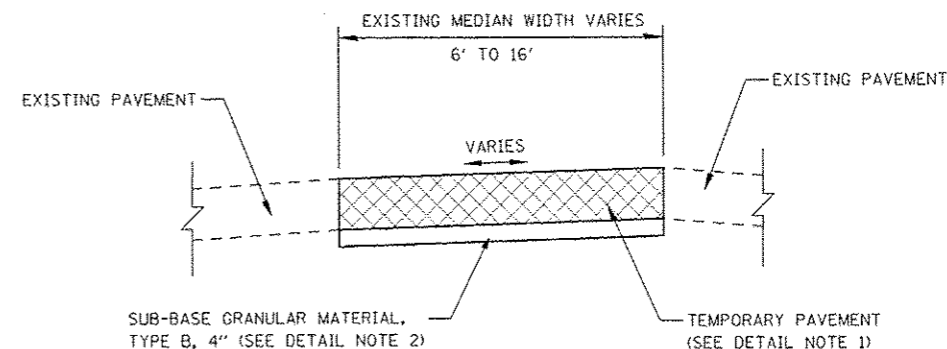
LOCATIONS WITH TEMPORARY CURB AND GUTTER



NOTES

1. CROSS SLOPE OF TEMPORARY PAVEMENT SHALL MATCH THE CROSS SLOPE OF THE ADJACENT EXISTING OR PROPOSED PAVEMENT, UNLESS OTHERWISE DIRECTED BY THE ENGINEER.
2. THE TEMPORARY PAVEMENT SHALL BE CONSTRUCTED OF EITHER HOT-MIX ASPHALT OR CLASS PV CONCRETE. SEE PAVEMENT MATERIALS MIX CHART ON GENERAL NOTES PAGE FOR MATERIAL REQUIREMENTS.
3. SUB-BASE GRANULAR MATERIAL, TYPE B 4" AND AGGREGATE SHOULDERS, TYPE B 4" SHALL BE PAID FOR SEPERATELY.
4. THE COMBINATION CONCRETE CURB AND GUTTER TYPE B-6.12 (SPECIAL) SHALL BE A MINIMUM OF 9 INCHES AND PAID FOR SEPERATELY.

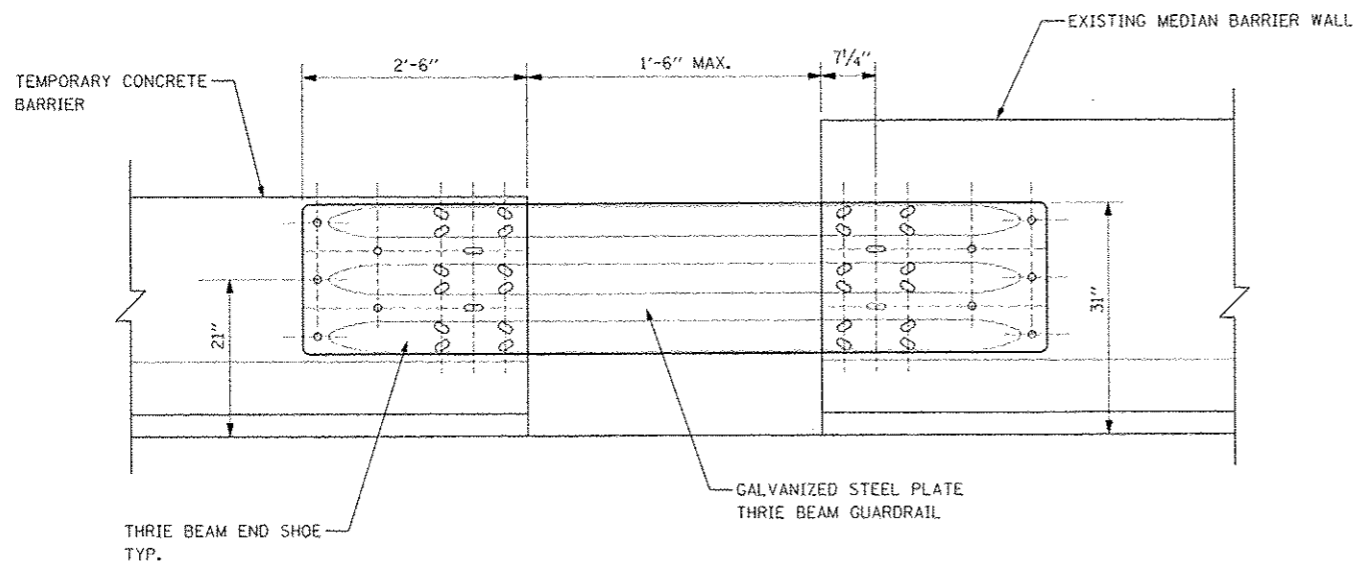
TEMPORARY PAVEMENT DETAIL



NOTES

1. THE TEMPORARY PAVEMENT SHALL BE CONSTRUCTED OF EITHER HOT-MIX ASPHALT OR CLASS PV CONCRETE. SEE PAVEMENT MATERIALS MIX CHART ON GENERAL NOTES PAGE FOR MATERIAL REQUIREMENTS.
2. SUB-BASE GRANULAR MATERIAL, TYPE B 4" SHALL BE PAID FOR SEPERATELY.

MEDIAN TEMPORARY PAVEMENT DETAIL



NOTES

1. THE TEMPORARY CONCRETE BARRIER SHALL BE INSTALLED SUCH THAT IT IS FLUSH WITH THE EXISTING MEDIAN BARRIER WALL ON THE APPROACH END AND STAGGERED ON THE END TO AVOID BLUNT END CONDITIONS.
2. THIS DETAIL APPLIES DURING STAGE CONSTRUCTION TO CLOSE THE EXISTING MEDIAN OPENING AS SHOWN ON THE MOT PLANS.
3. CONNECTION BETWEEN TEMPORARY CONCRETE BARRIER AND EXISTING MEDIAN BARRIER WALL SHALL BE CONSIDERED INCLUDED IN THE COST FOR TEMPORARY CONCRETE BARRIER AND NO ADDITIONAL COMPENSATION WILL BE ALLOWED.

TEMPORARY TOLLWAY MEDIAN CLOSURE DETAIL

| | | | | | | | | | | | |
|------------------------|--------------------|-----------------|----------------------|---|---|---------------------------|-------------------|---------|--------------|-----------|--|
| FILE NAME = | USER NAME = BUSERB | DESIGNED PJO | REVISED - 09/27/2012 | STATE OF ILLINOIS DEPARTMENT OF TRANSPORTATION | MAINTENANCE OF TRAFFIC DETAILS ILLINOIS ROUTE 59 | F.A.P. RTE. | SECTION | COUNTY | TOTAL SHEETS | SHEET NO. | |
| #FILE# | | DRAWN KES | REVISED - | | | 338 | (112 & 113) WRS-5 | DUPAGE | 963 | 116 | |
| PLOT SCALE = ESCALE | | CHECKED JCM | REVISED - | | | CONTRACT NO. 60131 | | | | | |
| PLOT DATE = 10/15/2012 | | DATE 10/15/2012 | REVISED - | | | ILLINOIS FED. AID PROJECT | | | | | |
| | | | | | SCALE: NONE | SHEET NO. 1 OF 1 SHEETS | STA. | TO STA. | | | |