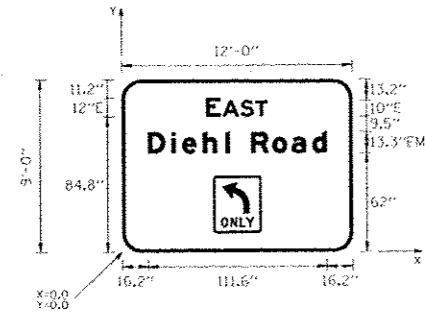


SIGN DETAIL  
1:75



SIGN NUMBER	SB-IL59-TR-7
WIDTH x HGHT.	12'-0" x 10'-0"
BORDER WIDTH	2"
CORNER RADIUS	12"
MOUNTING	Overhead
BACKGROUND	TYPE: ZZ SHEETING COLOR: Green
LEGEND/BORDER	TYPE: ZZ SHEETING COLOR: White/White

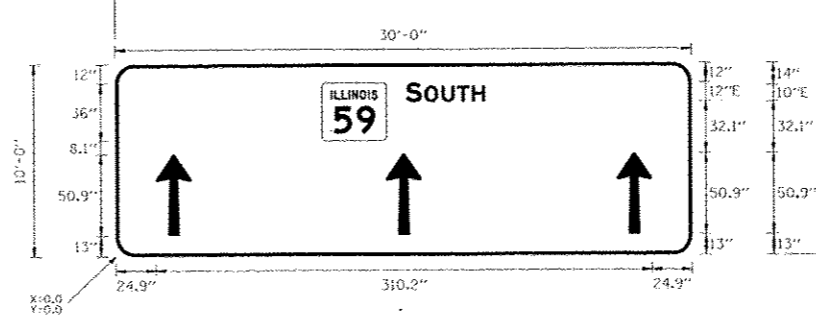
SYMBOL	ROT	X	Y	WID	HT
R3-SL	0	57	12	30	36

Panel Style: guide\_exp\_advance\_intermediate.ssi  
Dimensions are in inches tenths

Letter locations are panel edge to lower left corner

LETTER POSITIONS (X)										LENGTH	SERIES/SIZE
E	A	S	T								E 2000
62.9	63.1	74.4	83.6							38.3	12.10
D	I	E	H	I	R	O	A	D			EM 2000
16.2	31	37.6	50.7	64.9	67.5	80.9	94.1	106.1	119	111.6	13.310

SIGN DETAIL  
1:75



SIGN NUMBER	SB-IL59-TR-8
WIDTH x HGHT.	30'-0" x 10'-0"
BORDER WIDTH	2"
CORNER RADIUS	12"
MOUNTING	Overhead
BACKGROUND	TYPE: ZZ SHEETING COLOR: Green
LEGEND/BORDER	TYPE: ZZ SHEETING COLOR: White/White

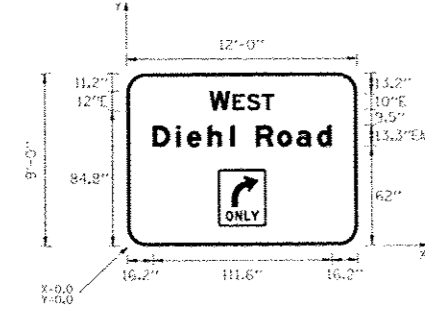
SYMBOL	ROT	X	Y	WID	HT
MT-1100A-2-38-150	0	189.1	72	40.5	36
AR Type A - Extended	0	24.9	13	22.2	50.9
AR Type A - Extended	0	188.9	13	22.2	50.9
AR Type A - Extended	0	310	13	13.3	50.9

Panel Style: guide\_exp\_advance\_intermediate.ssi  
Dimensions are in inches tenths

Letter locations are panel edge to lower left corner

LETTER POSITIONS (X)					LENGTH	SERIES/SIZE
S	O	U	T	H		E 2000
181.6	193.1	203.8	213.5	222.8	48.4	12.10

SIGN DETAIL  
1:75



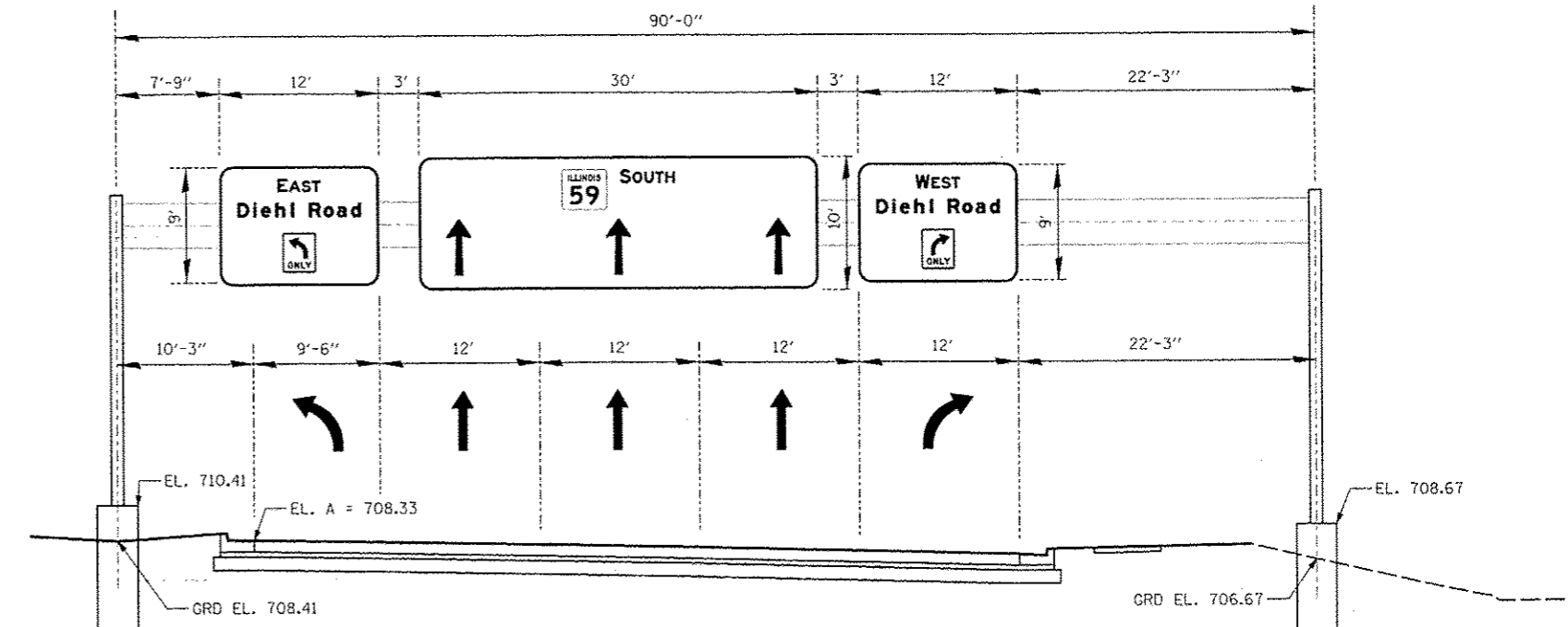
SIGN NUMBER	SB-IL59-TR-9
WIDTH x HGHT.	12'-0" x 10'-0"
BORDER WIDTH	2"
CORNER RADIUS	12"
MOUNTING	Overhead
BACKGROUND	TYPE: ZZ SHEETING COLOR: Green
LEGEND/BORDER	TYPE: ZZ SHEETING COLOR: White/White

SYMBOL	ROT	X	Y	WID	HT
R3-SR	0	57	12	30	36

Panel Style: guide\_exp\_advance\_intermediate.ssi  
Dimensions are in inches tenths

Letter locations are panel edge to lower left corner

LETTER POSITIONS (X)										LENGTH	SERIES/SIZE
W	E	S	T								E 2000
52	66.5	75.4	84.6							40.1	12.10
D	I	E	H	I	R	O	A	D			EM 2000
16.2	31	37.6	50.7	64.9	67.5	80.9	94.1	106.1	119	111.6	13.310



**STRUCTURE NO. 1S022S059L1  
MOUNTING DETAIL  
PROPOSED OVERHEAD SIGN STRUCTURE - SPAN  
SB IL RTE 59, STA 810 + 00  
(LOOKING SOUTH)**

FILE NAME	USER NAME	DESIGNED	REVISED
#FILE#	#USER#	PJO	-
		DRAWN	REVISED
		KES	-
		CHECKED	REVISED
		JCM	-
		DATE	REVISED
		10/15/2012	-

**STATE OF ILLINOIS  
DEPARTMENT OF TRANSPORTATION**

**SIGN STRUCTURES  
SPAN 1S022S059L1 (IDOT)**

SCALE: SHEET NO. 1 OF 15 SHEETS STA. 810+00 TO STA.

F.A.P. RTE.	SECTION	COUNTY	TOTAL SHEETS	SHEET NO.
338	(112 & 113) WRS-5	DUPAGE	963	401
				CONTRACT NO. 60131
ILLINOIS FED. AID PROJECT				