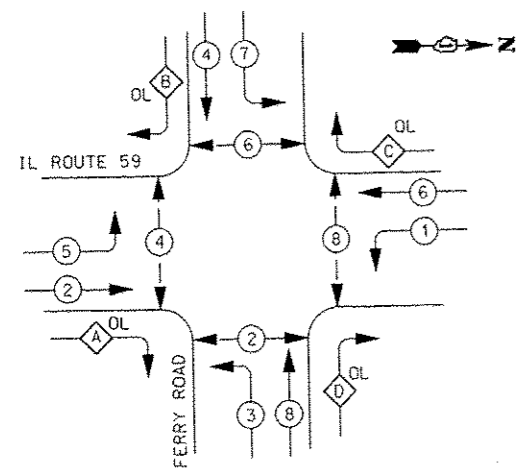
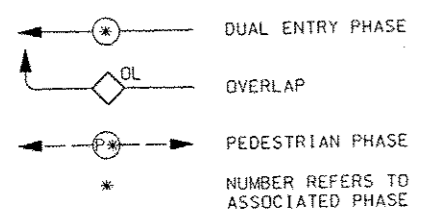


**LEGEND**



**PHASE DESIGNATION DIAGRAM**

OVERLAP LETTER	PERMISSIVE PHASE	PROTECTED PHASE
A	2	3
B	4	5
C	6	7
D	8	1

RESTORATION OF WORK AREA. RESTORATION OF THE TRAFFIC SIGNAL WORK AREA SHALL BE INCIDENTAL TO THE RELATED PAY ITEM SUCH AS FOUNDATION, CONDUIT, HANDHOLE, TRENCH AND BACKFILL, ETC., AND NO EXTRA COMPENSATION SHALL BE ALLOWED. ALL ROADWAY SURFACES SUCH AS SHOULDERS, MEDIANS, SIDEWALKS, PAVEMENT, ETC. SHALL BE REPLACED IN KIND. ALL DAMAGE TO MOWED LAWNS SHALL BE REPLACED WITH AN APPROVED SOD, AND ALL DAMAGE TO UNMOWED FIELDS SHALL BE SEED IN ACCORDANCE WITH STANDARD SPECIFICATIONS 252 AND 250 RESPECTIVELY.

EXISTING EMERGENCY VEHICLE PREEMPTORS		
EMERGENCY VEHICLE PREEMPTORS	3	4
MOVEMENT	← →	↑ ↓

**EMERGENCY VEHICLE PREEMPTION SEQUENCE**

THE END OF THE TRACER CABLE SHALL BE CONTINUOUS AND EXTEND INTO THE CONTROLLER CABINET.

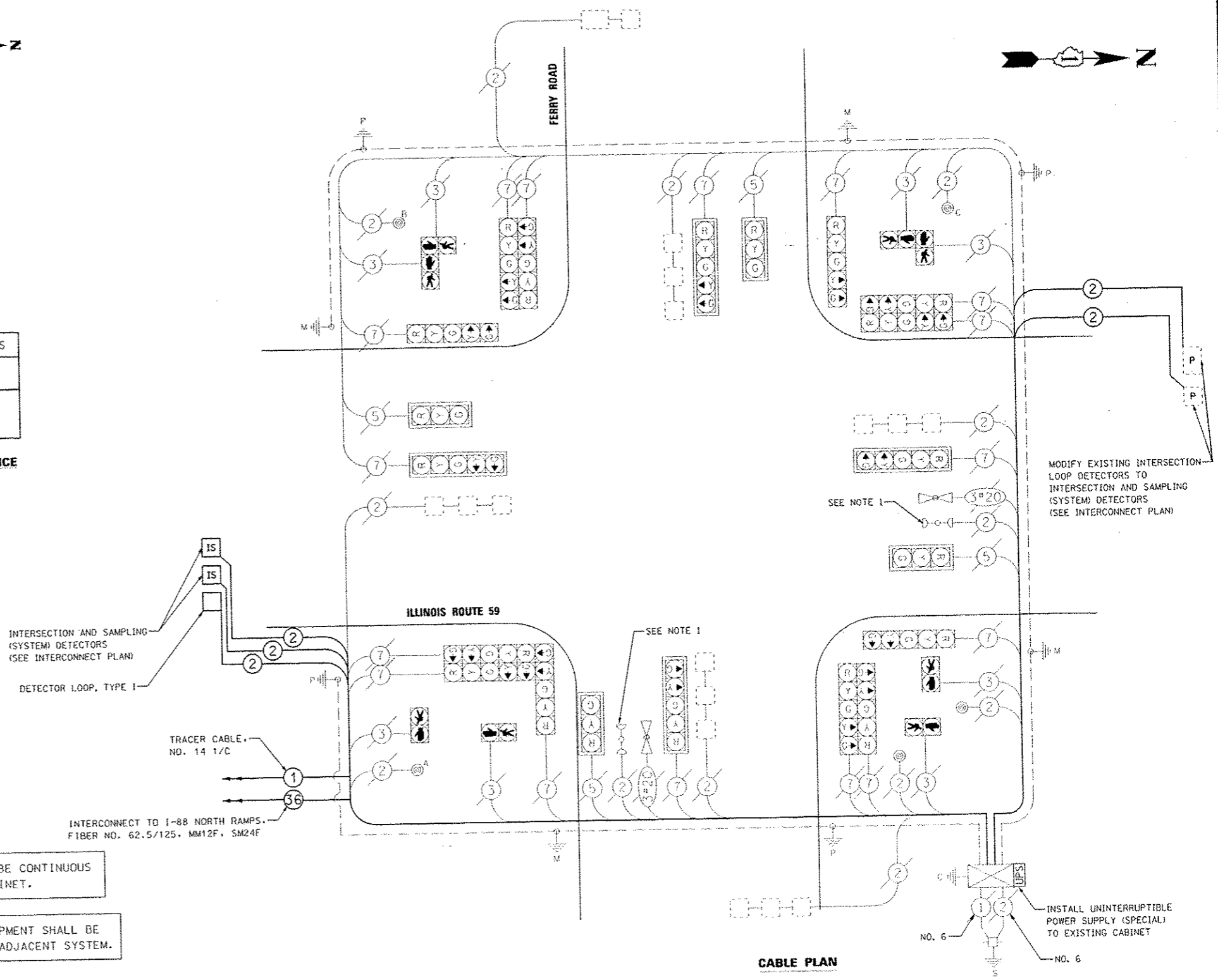
THE TRAFFIC SIGNAL CONTROLLER EQUIPMENT SHALL BE "ECONOLITE" TO MATCH THE EXISTING ADJACENT SYSTEM.

**PUSH-BUTTON NOTES**

PUSH-BUTTON "A" SHALL PLACE A CALL ON PHASES 2 AND 4  
PUSH-BUTTON "B" SHALL PLACE A CALL ON PHASES 4 AND 6  
PUSH-BUTTON "C" SHALL PLACE A CALL ON PHASES 6 AND 8

**NOTES**

1. EXISTING INCANDESCENT CONFIRMATION BEACONS SHALL BE REPLACED WITH 6 WATT PAR 38 LED FLOOD LAMP. THIS WORK SHALL BE CONSIDERED INCLUDED IN THE UNIT PRICE FOR UNINTERRUPTIBLE POWER SUPPLY (SPECIAL) AND SHALL NOT BE PAID FOR SEPARATELY.



**CABLE PLAN**

**SCHEDULE OF QUANTITIES**

ITEM	UNIT	QUANTITY
REMOVE ELECTRIC CABLE FROM CONDUIT	FOOT	918
INDUCTIVE LOOP DETECTOR	EACH	5
DETECTOR LOOP, TYPE I	FOOT	117
ELECTRIC CABLE IN CONDUIT, LEAD-IN, NO 14 1 PAIR	FOOT	2500
UNINTERRUPTIBLE POWER SUPPLY, SPECIAL	EACH	1
TEMPORARY TRAFFIC SIGNAL TIMING	EACH	1
MAINTENANCE OF EXISTING TRAFFIC SIGNAL INSTALLATION	EACH	1

I.D.O.T. TRAFFIC SIGNAL INSTALLATION ELECTRICAL SERVICE REQUIREMENTS					TOTAL WATTAGE
TYPE	NO. OF LAMPS x	WATTAGE INCAND.	LED x	% OPERATION	
SIGNAL (RED)	20		17	0.50	170
(YELLOW)	20		25	0.25	125
(GREEN)	20		15	0.25	75
ARROW	32		12	0.10	38.4
PED. SIGNAL	8		25	1.00	200
CONTROLLER	1		100	1.00	100
FLASHER				0.50	--
ENERGY COSTS TO:					TOTAL = 708.4
ILLINOIS DEPARTMENT OF TRANSPORTATION DIVISION OF HIGHWAYS/DISTRICT 1 201 WEST CENTER COURT/SCHAUMBURG, ILLINOIS 60196-1096					
ENERGY SUPPLY: CONTACT: _____ PHONE: _____ COMPANY: _____					

DESIGNED <i>MJM</i>	REVISED
DRAWN <i>KE'S</i>	REVISED
CHECKED <i>JCM</i>	REVISED
DATE <i>10/15/2012</i>	REVISED

**STATE OF ILLINOIS  
DEPARTMENT OF TRANSPORTATION**

**SCHEDULE OF QUANTITIES, CABLE PLAN, PHASE DESIGNATION DIAGRAM  
AND EMERGENCY VEHICLE PREEMPTION SEQUENCE  
ILLINOIS ROUTE 59 AND FERRY ROAD**

SCALE: SHEET NO. 40 OF 53 SHEETS STA. TO STA.

F.A.P. RTE.	SECTION	COUNTY	TOTAL SHEETS	SHEET NO.
338	(112 & 113) WRS-5	DUPAGE	963	455
<b>TS-39</b>			CONTRACT NO. 60131	
ILLINOIS FED. AID PROJECT				