
























**SYMBOL LIST**

-  EXISTING COMBINATION LIGHTING - TRAFFIC SIGNAL POLE
-  NEW COMBINATION LIGHTING - TRAFFIC SIGNAL POLE
-  EXISTING LIGHT POLE TO REMAIN
-  EXISTING LIGHT POLE TO BE REMOVED AND SALVAGED
-  NEW LIGHT POLE WITH LUMINAIRE, SODIUM VAPOR, HORIZONTAL MOUNT, 400 WATT, 47.5' M.H. AND 12' MAST ARM
-  HIGH MAST LIGHTING 90' M.H., 750W HPS, 240V LUMINAIRES, NUMBER OF ARMS/LUMINAIRES AS SHOWN ON PLANS
-  SURVEILLANCE CCTV CAMERA
-  EXISTING LIGHTING CONTROLLER
-  NEW LIGHTING CONTROLLER
-  NEW HANDHOLE
-  NEW COMMUNICATION VAULT
-  NEW LIGHTING JUNCTION BOX, TYPE AND SIZE AS NOTED
-  EXISTING UTILITY POLE
-  TEMPORARY WOOD POLE, 60 FT., CLASS 4, UNLESS OTHERWISE NOTED
-  GROUND ROD
-  UTILITY TRANSFORMER POLE MOUNTED
-  UNIT DUCT, NO. AND SIZE OF WIRES AS NOTED ON PLANS
-  WIRING IN CONDUIT ATTACHED TO STRUCTURE
-  AERIAL CABLE
-  FIBER OPTIC CABLE - UNDERGROUND
-  TEMPORARY AERIAL FIBER OPTIC CABLE WITH MESSENGER WIRE
-  CONDUIT CONCEALED
-  CONTROL CABINET CIRCUITRY POLE NUMBER

**ABBREVIATIONS**

- A AMPS
- DIA DIAMETER
- C CONDUIT
- GND GROUND
- FT FEET
- HPS HIGH PRESSURE SODIUM
- IDOT ILLINOIS DEPARTMENT OF TRANSPORTATION
- LT LEFT
- MC MEDIUM CUTOFF
- P PUSHED
- PC PHOTO CONTROL
- PH PHASE
- PVC POLYVINYL CHLORIDE
- RGS RIGID GALVANIZED STEEL
- RT RIGHT
- STA STATION
- UNO UNLESS NOTED OTHERWISE
- V VOLTS
- W WATTS

**GENERAL NOTES**

1. SPLICING OF CONDUCTORS SHALL BE IN POLE BASES OR WEATHER TIGHT JUNCTION BOXES ONLY. SPLICES BELOW GRADE WILL NOT BE PERMITTED.
2. LIGHTING CIRCUITS SHALL BE WIRED IN ACCORDANCE WITH THE PLANS. DEVIATIONS WILL NOT BE PERMITTED WITHOUT PRIOR APPROVAL OF THE ENGINEER.
3. THE CONTRACTOR SHALL REQUEST A FORMAL MAINTENANCE TRANSFER BEFORE ANY WORK BEGINS. THE CONTRACTOR SHALL CONTACT THE ILLINOIS DEPARTMENT OF TRANSPORTATION - NEIL THAKKAR AT (708) 524-2145.
4. THE CONTRACTOR SHALL TAKE ALL NECESSARY MEASURES TO RESTORE ANY SPECIALIZED LANDSCAPING (DECORATIVE ROCKS, PLANTS, ETC.).
5. ALL WORK SHALL CONFORM TO THE LATEST IDOT AND DISTRICT 1 STANDARDS, SPECIAL PROVISIONS, SUPPLEMENTAL SPECIFICATIONS, THE NATIONAL ELECTRICAL CODE, AND THE NATIONAL ELECTRICAL SAFETY CODE.
6. ALL ELECTRICAL EQUIPMENT SHALL BE UL LISTED AND LABELED.
7. ALL CONDUITS SHALL BE SEALED.
8. ALL CIRCUIT WIRES SHALL BE LABELED WITH CIRCUIT IDENTIFICATION.
9. ALL LAMPS SHALL BE FURNISHED AS PART OF THE CONTRACT.
10. CIRCUITS SHALL BE TESTED PER SPECIFICATIONS.
11. THE LOCATIONS OF ALL PROPOSED EQUIPMENT ARE ILLUSTRATED DIAGRAMMATICALLY. THE ACTUAL LOCATION IN THE FIELD SHALL MEET THE APPROVAL OF THE ENGINEER.
12. ALL MEASUREMENTS ARE APPROXIMATE. THE CONTRACTOR SHALL VERIFY MEASUREMENTS IN THE FIELD.
13. IT SHALL BE THE RESPONSIBILITY OF THE CONTRACTOR TO VERIFY THE EXISTING INSTALLATIONS AND DATA PRIOR TO BIDDING.
14. THE CONTRACTOR MUST MAINTAIN SAFE EQUIPMENT AND WORKING CLEARANCES FROM THE EXISTING COMED OVERHEAD ELECTRIC LINES. THE CONTRACTOR SHALL PLAN HIS WORK CONSIDERING COMED'S LINES TO BE IN SERVICE AND ENERGIZED THROUGHOUT THE CONSTRUCTION PERIOD.
15. THE CONTRACTOR SHALL REMOVE CABLES FROM ALL EXISTING UNIT DUCTS. EXISTING UNIT DUCTS SHALL BE ABANDONED IN PLACE.
16. THE COST OF SPLICING TEMPORARY CONDUCTORS TO EXISTING CONDUCTORS IN EXISTING POLES SHALL BE INCIDENTAL TO THE PAY ITEM FOR AERIAL CABLE.
17. GROUNDING CONDUCTORS SHALL BE CONTINUOUS.
18. ALL NEW UNIT DUCTS AND CONDUITS SHALL BE PLACED A MINIMUM OF 30" BENEATH THE GROUND SURFACE (FINAL GRADE).