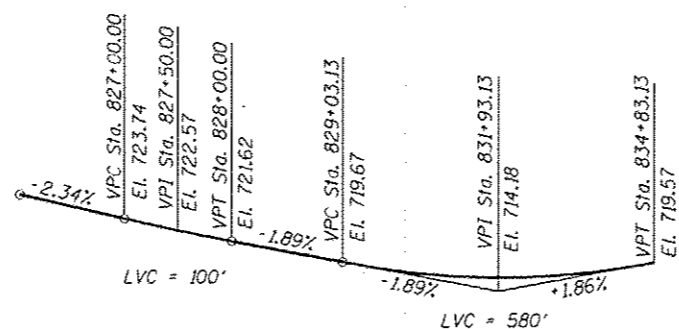


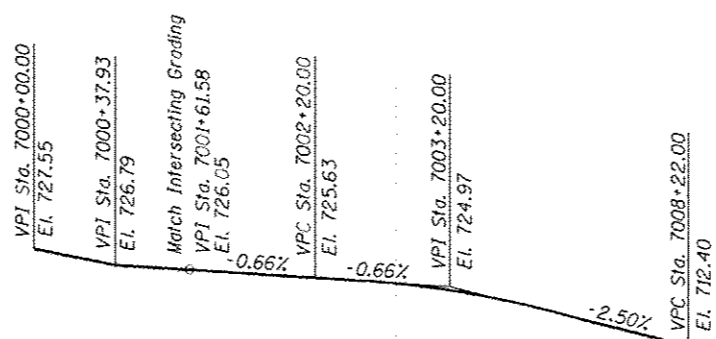
DESIGN SPECIFICATIONS
2012 AASHTO LRFD Bridge Design
Specifications 6th Edition with 2012 Interims

DESIGN STRESSES

FIELD UNITS
 $f'_c = 3,500$ psi
 $f_y = 60,000$ psi (reinforcement)
 $f_y = 36,000$ psi (M270 Grade 36)




SB IL ROUTE 59 - PROPOSED
PROFILE GRADE LINE
(along edge of pavement proposed SB IL Route 59)



RAMP C - PROPOSED
PROFILE GRADE LINE
(along proposed Ramp C)

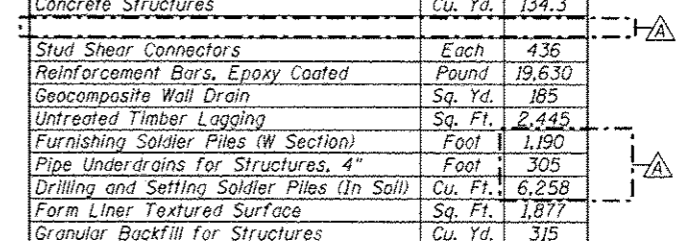
GENERAL NOTES

1. Reinforcement bars designated (E) shall be epoxy coated.
2. The Contractor is responsible for the design and performance of the logging using no less than 3" nominal rough-sawn thickness and timber with a minimum allowable bending stress of 1000 psi.



TOTAL BILL OF MATERIAL

ITEM	UNIT	TOTAL
Structure Excavation	Cu. Yd.	192
Concrete Structures	Cu. Yd.	134.3
Stud Shear Connectors	Each	436
Reinforcement Bars, Epoxy Coated	Pound	19,630
Geocomposite Wall Drain	Sq. Yd.	185
Untreated Timber Logging	Sq. Ft.	2,445
Furnishing Soldier Piles (W Section)	Foot	1,190
Pipe Underdrains for Structures, 4"	Foot	305
Drilling and Setting Soldier Piles (In Soil)	Cu. Ft.	6,258
Form Liner Textured Surface	Sq. Ft.	1,877
Granular Backfill for Structures	Cu. Yd.	315



FILE NAME : ...68731-W065-002-CorData.dgn



USER NAME = SAW	DESIGNED - LAS	REVISED 12/17/2012 L.A.S.
	CHECKED - DAZ	REVISED
PLOT SCALE = 30.00' / 1" IN.	DRAWN - SAW	REVISED
PLOT DATE = 12/12/2012	CHECKED - JLA	REVISED

STATE OF ILLINOIS
DEPARTMENT OF TRANSPORTATION

GENERAL NOTES & BILL OF MATERIAL
STRUCTURE NUMBER 022-W065

SHEET NO. SD-2 OF SD-11 SHEETS

F.A.P. RTE.	SECTION	COUNTY	TOTAL SHEETS	SHEET NO.
338/IL 59	(112 & 113) WRS-5	DUPAGE	963	663
CONTRACT NO. 60131			ILLINOIS FED. AID PROJECT	