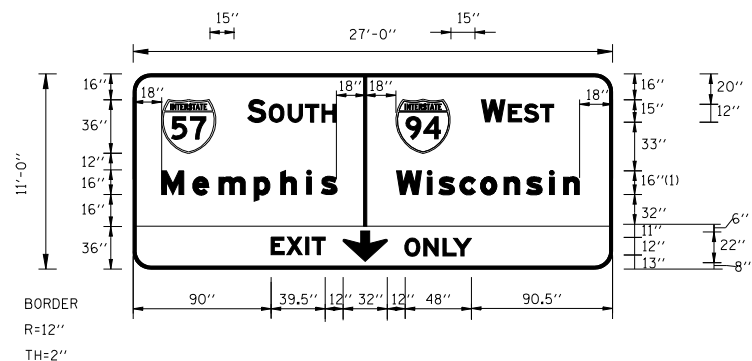


| | |
|----------------|---|
| SIGN NUMBER | 54 |
| WIDTH x HIGHT. | 22'-6" x 11'-6" |
| BORDER WIDTH | 2" |
| CORNER RADIUS | 12" |
| MOUNTING | Overhead |
| BACKGROUND | TYPE: Reflective (ZZ type) COLOR: Green |
| LEGEND/BORDER | TYPE: Reflective (ZZ type) COLOR: WHITE /WHITE |

| SYMBOL | ROT | X | Y | WID | HT |
|-----------|-----|------|------|-----|------|
| AR_Type A | 225 | 18.2 | 37.6 | 22 | 35.6 |
| | | | | | |
| | | | | | |
| | | | | | |
| | | | | | |
| | | | | | |
| | | | | | |
| | | | | | |
| | | | | | |
| | | | | | |

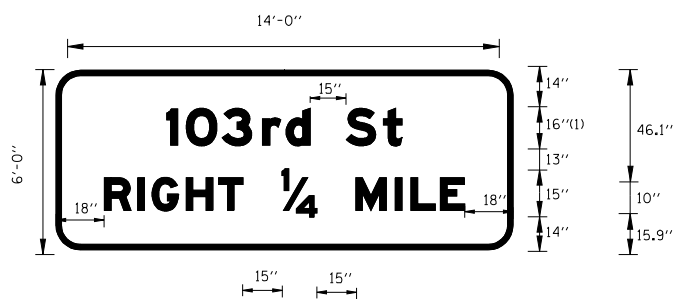
| LETTER POSITIONS (X) | | | | | | | | | | | | | LENGTH | SERIESIZE | | | | | |
|----------------------|-------|-------|-------|-------|------|-------|-------|-------|-------|-------|-------|-------|--------|-----------|--------|-------------------|-------|--------|-------------------|
| N | O | R | T | H | | | | | | | | | | | E(Mod) | | | | |
| 105 | 120.3 | 133.3 | 144.3 | 155.3 | | | | | | | | | | | 60.1 | 15,12 | | | |
| S | t | o | n | y | | l | s | a | n | d | | A | v | e | | Clearview Hwy-5-W | | | |
| 20.1 | 35.2 | 47.3 | 65.1 | 80.3 | 92.9 | 110 | 118.1 | 133.4 | 142.3 | 159.3 | 175.9 | 187.5 | 204.8 | 222.4 | 238.1 | 229.8 | 16/13 | | |
| | | | | | | | | | | | | | | | | | | E(Mod) | |
| | | | | | | | | | | | | | | | | | | 28.1 | 16 |
| | | | | | | | | | | | | | | | | | | | Clearview Hwy-5-W |
| T | o | | | | | t | h | | | S | t | | | | | | | | 16/12 |
| 62.4 | 78.6 | | | | | 136.1 | 149.6 | | | 176.1 | 192.4 | | | | | | | | |



| | |
|----------------|--|
| SIGN NUMBER | 38 |
| WIDTH x HIGHT. | 27'-0" x 11'-0" |
| BORDER WIDTH | 2" |
| CORNER RADIUS | 12" |
| MOUNTING | Overhead |
| BACKGROUND | TYPE: Reflective (ZZ type) COLOR: Green |
| LEGEND/BORDER | TYPE: Reflective (ZZ type) COLOR: Black/White |

| SYMBOL | ROT | X | Y | WID | HT |
|--------|-----|-------|------|-----|----|
| MI_1 | 0 | 19.6 | 78.5 | 36 | 36 |
| MI_1 | 0 | 178.4 | 78.5 | 36 | 36 |
| ARDOWN | 0 | 66.4 | 8.7 | 32 | 22 |
| | | | | | |
| | | | | | |
| | | | | | |
| | | | | | |
| | | | | | |
| | | | | | |
| | | | | | |

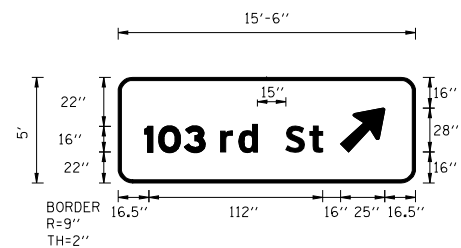
| LETTER POSITIONS (X) | | | | | | | | | | | | | LENGTH | SERIESIZE | | | | | | |
|----------------------|-------|-------|-------|-------|-------|-------|--|-------|-------|-------|-------|-------|--------|-----------|-------|-------|--|--|--|-------------------|
| S | O | U | T | H | | | | | | | | | | | | | | | | E(mod) |
| 78 | 91.1 | 104.9 | 116.5 | 127.5 | | | | | | | | | | | | | | | | 15,12 |
| M | E | M | P | H | I | S | | W | I | S | C | O | N | S | I | N | | | | Clearview Hwy 5-W |
| 18 | 39.6 | 57.8 | 82.3 | 100.8 | 118.9 | 129.8 | | 178.1 | 199.5 | 207.9 | 222.6 | 237.2 | 253.5 | 270.0 | 285.6 | 296.8 | | | | 16 |
| E | X | I | T | | | | | O | N | L | Y | | | | | | | | | E(mod) |
| 90 | 101.9 | 114.7 | 120.4 | | | | | 183.5 | 196.5 | 209.3 | 216.5 | | | | | | | | | 12 |



| | |
|----------------|--|
| SIGN NUMBER | 35 |
| WIDTH x HIGHT. | 14'-0" x 6'-0" |
| BORDER WIDTH | 2" |
| CORNER RADIUS | 9" |
| MOUNTING | Ground |
| BACKGROUND | TYPE: Reflective (ZZ type) COLOR: Green |
| LEGEND/BORDER | TYPE: Reflective (ZZ type) COLOR: White/White |

| SYMBOL | ROT | X | Y | WID | HT |
|--------|-----|---|---|-----|----|
| | | | | | |
| | | | | | |
| | | | | | |
| | | | | | |
| | | | | | |
| | | | | | |
| | | | | | |
| | | | | | |
| | | | | | |
| | | | | | |

| LETTER POSITIONS (X) | | | | | | | | | | | | | LENGTH | SERIESIZE | | | | | | | |
|----------------------|------|------|------|------|------|------|------|-------|-------|-------|-------|--|--------|-----------|--|--|--|--|--|---------------|----|
| 1 | 0 | 3 | | | | | | | | | | | | | | | | | | E(mod) | |
| 31 | 41.8 | 59.1 | | | | | | | | | | | | | | | | | | 16 | |
| | | | | | | | | | | | | | | | | | | | | Clearview 5-W | |
| | | | | | | | | | | | | | | | | | | | | 16/12 | |
| R | I | G | H | T | 1 | / | 4 | M | I | L | E | | | | | | | | | E(mod) | |
| 18 | 28.6 | 33.9 | 45.1 | 55.5 | 77.8 | 77.8 | 88.7 | 114.7 | 127.8 | 133.2 | 142.7 | | | | | | | | | 128.6 | 10 |



| | |
|----------------|---|
| SIGN NUMBER | 30 |
| WIDTH x HIGHT. | 15'-6" x 6'-0" |
| BORDER WIDTH | 2" |
| CORNER RADIUS | 9" |
| MOUNTING | Overhead |
| BACKGROUND | TYPE: Reflective (ZZ Type) COLOR: Green |
| LEGEND/BORDER | TYPE: Reflective (ZZ Type) COLOR: WHITE /WHITE |

| SYMBOL | ROT | X | Y | WID | HT |
|-----------|-----|-------|------|------|------|
| AR_Type A | 315 | 139.2 | 19.3 | 22.2 | 34.9 |
| | | | | | |
| | | | | | |
| | | | | | |
| | | | | | |
| | | | | | |
| | | | | | |
| | | | | | |
| | | | | | |
| | | | | | |

| LETTER POSITIONS (X) | | | | | | | | | | | | | LENGTH | SERIESIZE | | | | | | |
|----------------------|------|------|--|--|--|--|--|--|--|--|--|--|--------|-----------|--|--|--|--|--|-------------------|
| 1 | 0 | 3 | | | | | | | | | | | | | | | | | | E(Mod) |
| 16.5 | 25.4 | 42.1 | | | | | | | | | | | | | | | | | | 16 |
| | | | | | | | | | | | | | | | | | | | | Clearview Hwy 5-W |
| | | | | | | | | | | | | | | | | | | | | 16/12 |
| | | | | | | | | | | | | | | | | | | | | |
| | | | | | | | | | | | | | | | | | | | | |
| | | | | | | | | | | | | | | | | | | | | |
| | | | | | | | | | | | | | | | | | | | | |
| | | | | | | | | | | | | | | | | | | | | |
| | | | | | | | | | | | | | | | | | | | | |



| | | | |
|--------------------------------------|-----------------------|------------------|-----------|
| FILE NAME = | USER NAME = sadhikari | DESIGNED = PWF | REVISED = |
| ...\\D160J12-sht-spmksign-det_02.dgn | | DRAWN = PWF | REVISED = |
| | | CHECKED = SA | REVISED = |
| | | DATE = 3/29/2013 | REVISED = |

STATE OF ILLINOIS
DEPARTMENT OF TRANSPORTATION

OVERHEAD SIGN DETAILS

SCALE: SHEET NO. 15 OF 16 SHEETS STA. TO STA.

| | | | | |
|--------------------|-------------|--------|---------------------------|-----------|
| F.A.I. RTE. | SECTION | COUNTY | TOTAL SHEETS | SHEET NO. |
| 94 | 2012-059-BR | COOK | 631 | 243 |
| CONTRACT NO. 60J12 | | | ILLINOIS FED. AID PROJECT | |

s:\projects\3810 stony island feeder - bba\project work\cadd sheets\160J12-sht-spmksign-det_02.dgn