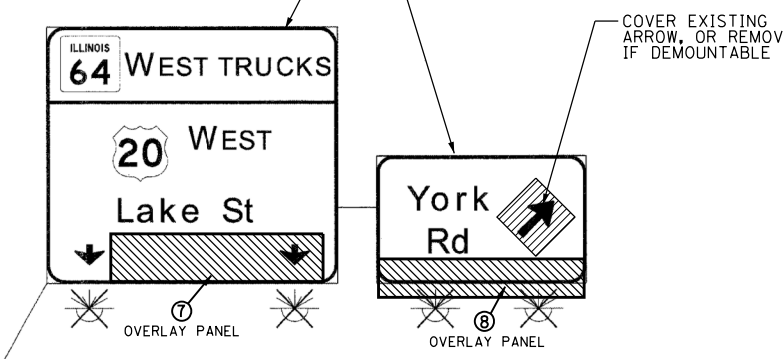
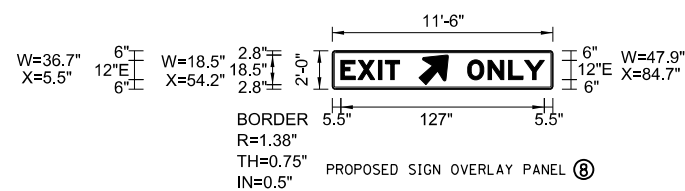
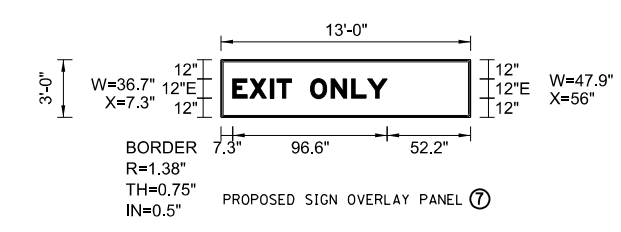
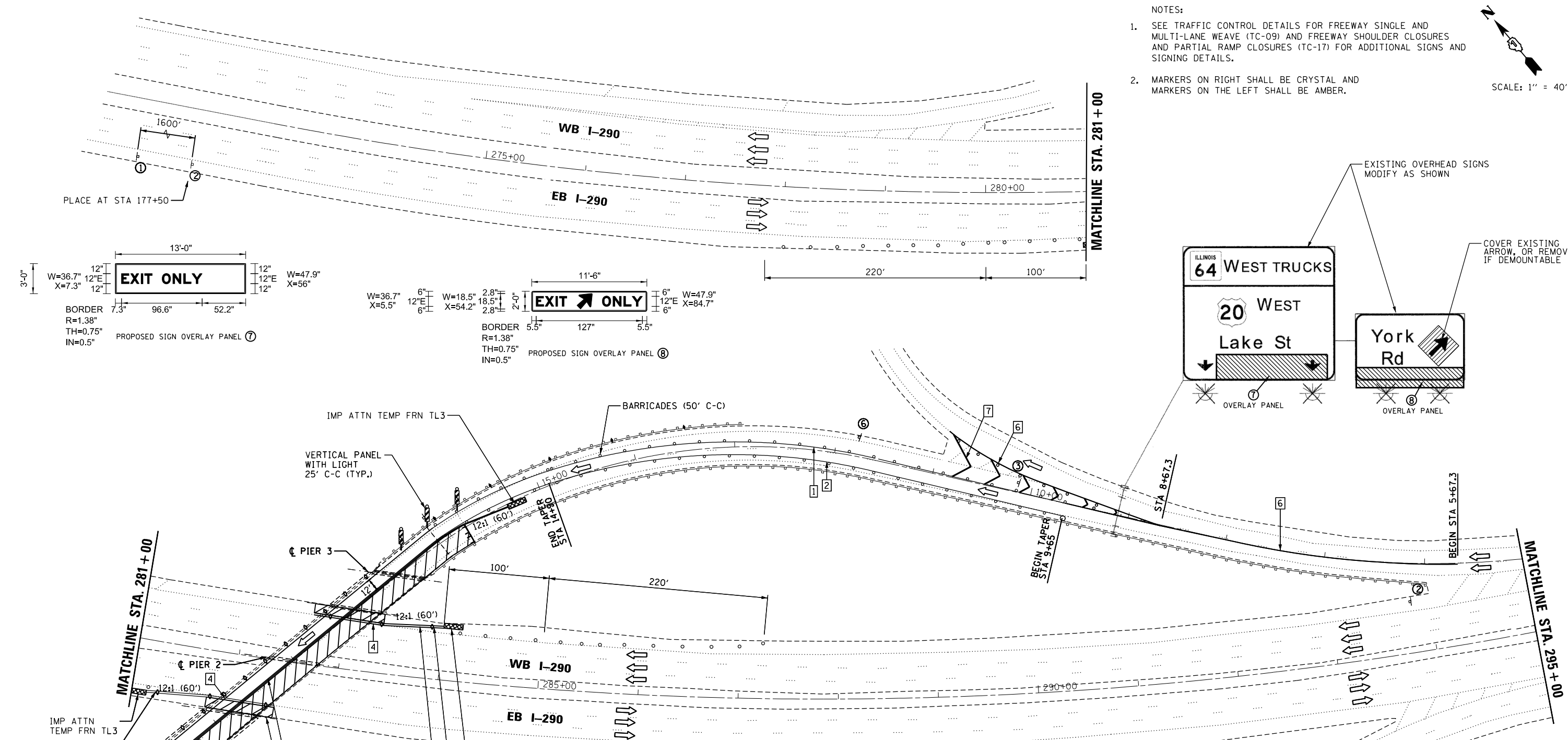
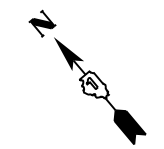


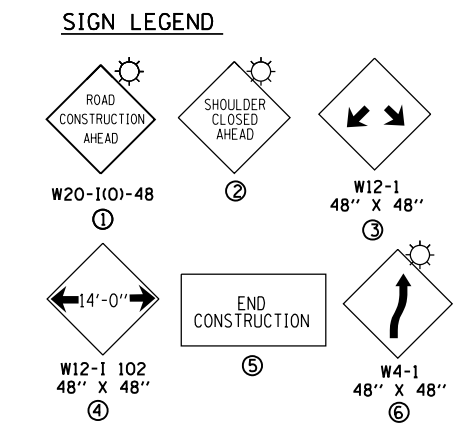
NOTES:
 1. SEE TRAFFIC CONTROL DETAILS FOR FREEWAY SINGLE AND MULTI-LANE WEAVE (TC-09) AND FREEWAY SHOULDER CLOSURES AND PARTIAL RAMP CLOSURES (TC-17) FOR ADDITIONAL SIGNS AND SIGNING DETAILS.
 2. MARKERS ON RIGHT SHALL BE CRYSTAL AND MARKERS ON THE LEFT SHALL BE AMBER.

SCALE: 1" = 40'



NOTES:
 1. CONTRACTOR SHALL FIELD VERIFY EXISTING SIGN DIMENSIONS PRIOR TO FABRICATING ANY SIGN OVERLAY PANELS.
 2. BACKGROUND SHEETING FOR TEMPORARY SIGNS AND TEMPORARY SIGN OVERLAYS SHALL BE THE SAME AS ALL DIAMOND SHAPED CONSTRUCTION SIGNS

- PAVEMENT MARKING LEGEND**
- ① 4" WHITE LINE, TYPE III WET REFLECTIVE TAPE
 - ② 4" YELLOW LINE, TYPE III WET REFLECTIVE TAPE
 - ③ NOT USED
 - ④ TEMPORARY PAVEMENT MARKING - LINE 6" WHITE (ON LOWER SLOPE OF BARRIER WALL)
 - ⑤ NOT USED
 - ⑥ 8" WHITE, TYPE III WET REFLECTIVE TAPE
 - ⑦ 12" WHITE, TYPE III WET REFLECTIVE TAPE



LEGEND

	WORK AREA
	CONSTRUCTION SIGN
	TYPE II BARRICADE/ REFLECTORIZED DRUM
	TYPE III BARRICADE W/2 FLASHING BEACONS (NO. OF BARRICADES AS DIRECTED BY THE ENGINEER)
	DIRECTION OF TRAFFIC
	IMPACT ATTENUATOR
	BARRIER WALL MARKERS, TYPE C
	GUARDRAIL MARKERS, TYPE A