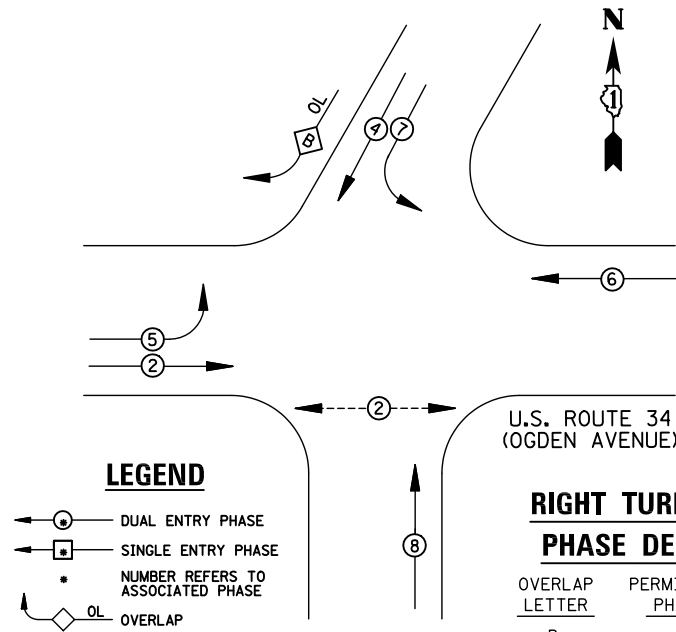
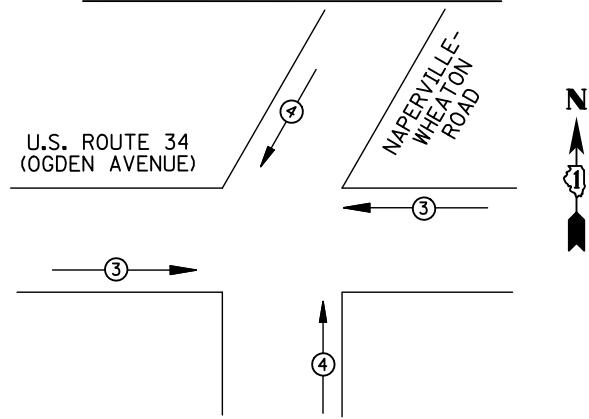


EXISTING CONTROLLER SEQUENCE



EXISTING PHASE DESIGNATION DIAGRAM



EMERGENCY VEHICLE PREEMPTORS		
EMERGENCY VEHICLE PREEMPTOR	3	4
MOVEMENT	← →	↑ ↓

EMERGENCY VEHICLE PREEMPTION SEQUENCE

I.D.O.T TRAFFIC SIGNAL INSTALLATION ELECTRICAL SERVICE REQUIREMENTS					TOTAL WATTAGE
TYPE	NO. LAMPS	WATTAGE INCAND.	LED	%OPERATION	
SIGNAL (RED)	15	135	17	0.50	127.5
(YELLOW)	15	135	25	0.25	93.75
(GREEN)	15	135	15	0.25	56.25
ARROW	12	135	12	0.10	14.4
PED. SIGNAL	2	90	25	1.00	50
CONTROLLER	1	100	100	1.00	100
ILLUM. SIGN		84		0.05	
FLASHER		135	25	0.50	
ENERGY COSTS TO: DUPAGE COUNTY 421 N. COUNTY FARM ROAD WHEATON, IL 60187					TOTAL = 441.9
ENERGY SUPPLY CONTACT: _____					
PHONE: _____					
COMPANY: _____					

REMOVAL OF EXISTING TRAFFIC SIGNAL EQUIPMENT

THE FOLLOWING ITEMS SHALL BE REMOVED BY THE CONTRACTOR AND SHALL BE DISPOSED OF BY THEM OUTSIDE THE RIGHT-OF-WAY AT THEIR EXPENSE. THE SALVAGE VALUE OF THE REMOVED EQUIPMENT SHALL BE REFLECTED IN THE CONTRACT BID PRICE.

- 1 EACH TRAFFIC SIGNAL POST
- 7 EACH SIGNAL HEAD, 3-SECTION
- 4 EACH SIGNAL HEAD, 5-SECTION
- 2 EACH TRAFFIC SIGNAL BACKPLATE

- ① REPLACE 14 FT. PAINTED POST, RE-USE EXISTING TYPE A CONCRETE FOUNDATION
- ② REPLACE 15 FT. PAINTED POST, RE-USE EXISTING TYPE A CONCRETE FOUNDATION
- ③ REPLACE 16 FT. PAINTED POST, RE-USE EXISTING TYPE A CONCRETE FOUNDATION
- ④ REPLACE 18 FT. PAINTED POST, RE-USE EXISTING TYPE A CONCRETE FOUNDATION

SCHEDULE OF QUANTITIES

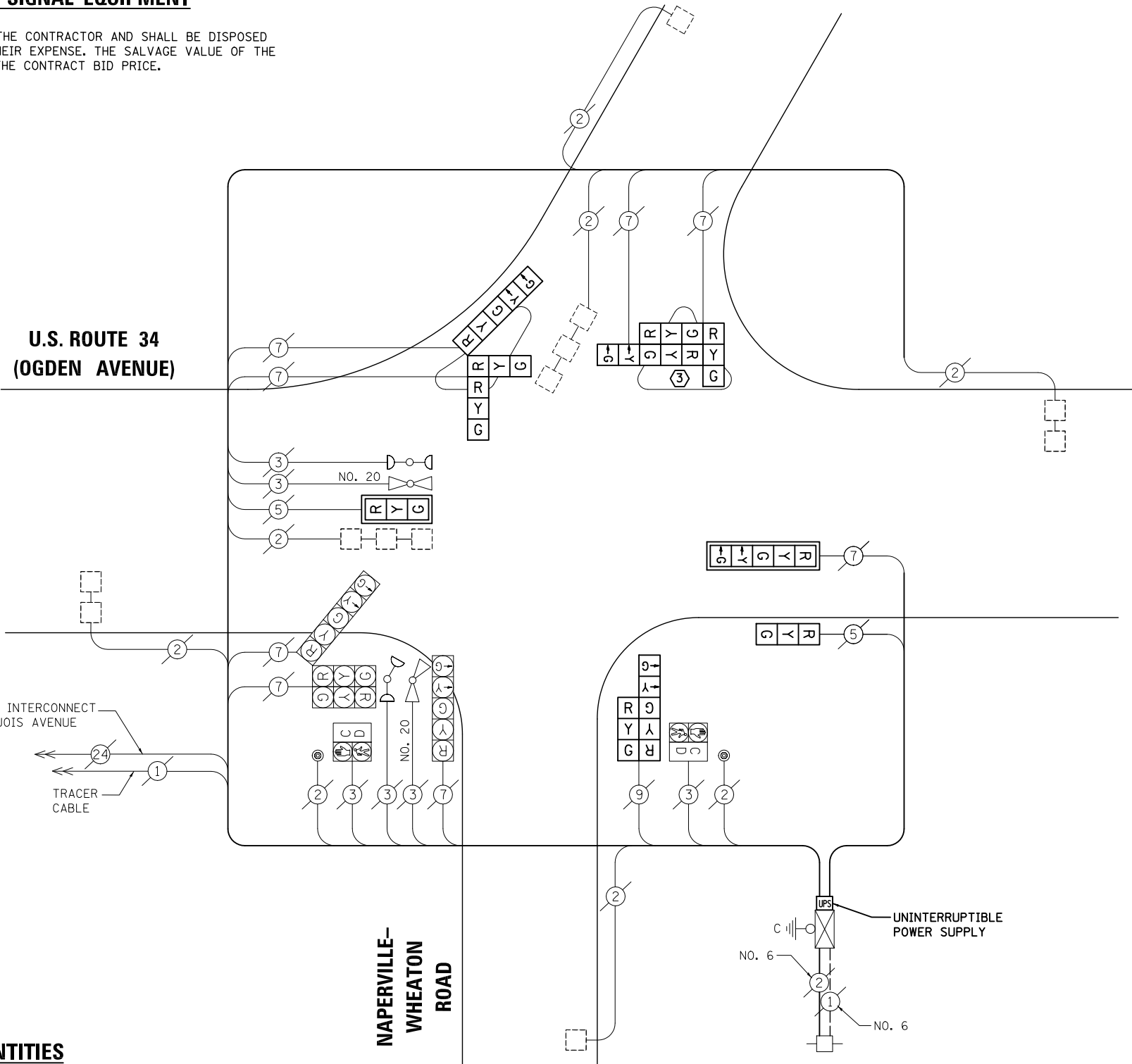
ITEM	UNIT	QUANTITY
MAINTENANCE OF EXISTING TRAFFIC SIGNAL INSTALLATION	EACH	1
TRAFFIC SIGNAL POST, GALVANIZED STEEL 16 FT.	EACH	1
SIGNAL HEAD, LED, 1-FACE, 3-SECTION, MAST-ARM MOUNTED	EACH	1
SIGNAL HEAD, LED, 1-FACE, 3-SECTION, BRACKET MOUNTED	EACH	1
SIGNAL HEAD, LED, 1-FACE, 5-SECTION, MAST-ARM MOUNTED	EACH	1
SIGNAL HEAD, LED, 2-FACE, 1-3 SECTION, 1-5 SECTION, BRACKET MOUNTED	EACH	1
SIGNAL HEAD, LED, 3-FACE, 2-3 SECTION, 1-5 SECTION BRACKET MOUNTED	EACH	2
TRAFFIC SIGNAL BACKPLATE, LOUVERED, ALUMINUM	EACH	2
MODIFY EXISTING CONTROLLER CABINET	EACH	1
REMOVE EXISTING TRAFFIC SIGNAL EQUIPMENT	EACH	1
UNINTERRUPTABLE POWER SUPPLY, SPECIAL	EACH	1

U.S. ROUTE 34 (OGDEN AVENUE)

EXISTING INTERCONNECT TO IROQUOIS AVENUE
TRACER CABLE

NAPERVILLE-WHEATON ROAD

CABLE PLAN



NOTE: THE TRAFFIC SIGNAL CONTROL EQUIPMENT FOR THIS PROJECT SHALL BE "ECONOLITE" TO MATCH THE EXISTING ADJACENT SYSTEM.

STATE OF ILLINOIS
DEPARTMENT OF TRANSPORTATION

SCHEDULE OF QUANTITIES, CABLE PLAN,
PHASE DESIGNATION DIAGRAM AND EMERGENCY VEHICLE PREEMPTION
U.S. ROUTE 34 (OGDEN AVENUE) AT NAPERVILLE-WHEATON ROAD

SCALE: N.T.S. SHEET NO. OF SHEETS STA. TO STA.

PREPARED BY:
CEMCON, Ltd.
Consulting Engineers, Land Surveyors & Planners
2280 White Oak Circle, Suite 100
Aurora, Illinois 60504-9675
Ph: 630.862.2100 Fax: 630.862.2199
E-Mail: cadd@cemcon.com Website: www.cemcon.com

F.A.P. RTE.	SECTION	COUNTY	TOTAL SHEETS	SHEET NO.
VAR.	2012-084TS	DU PAGE	89	41

CONTRACT NO. 60W02
FED. ROAD DIST. NO. ILLINOIS FED. AID PROJECT

TS# 10555
NAPERVILLE