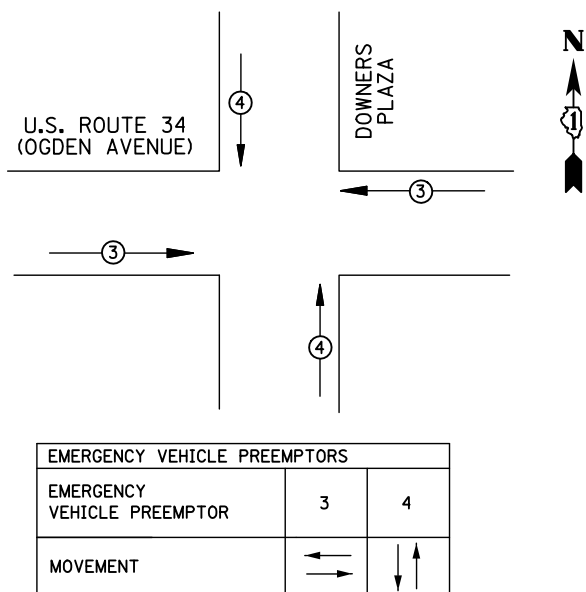
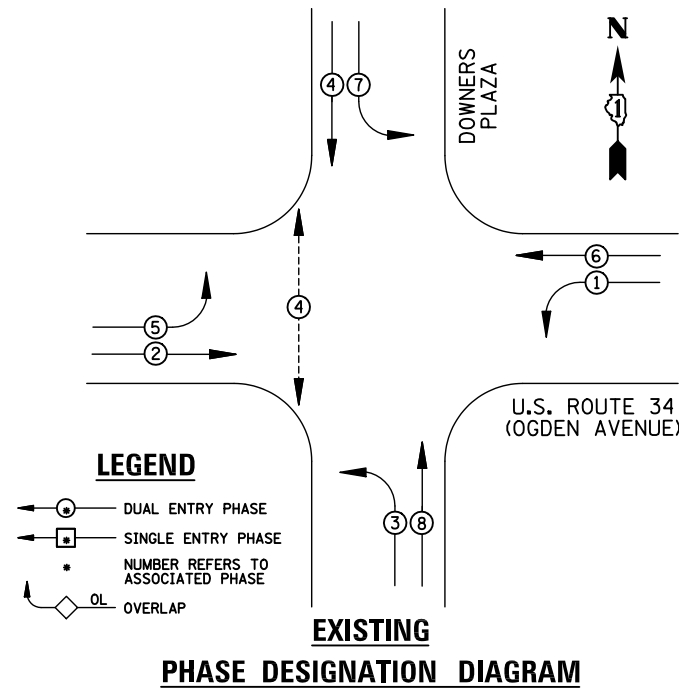


**EXISTING CONTROLLER SEQUENCE**



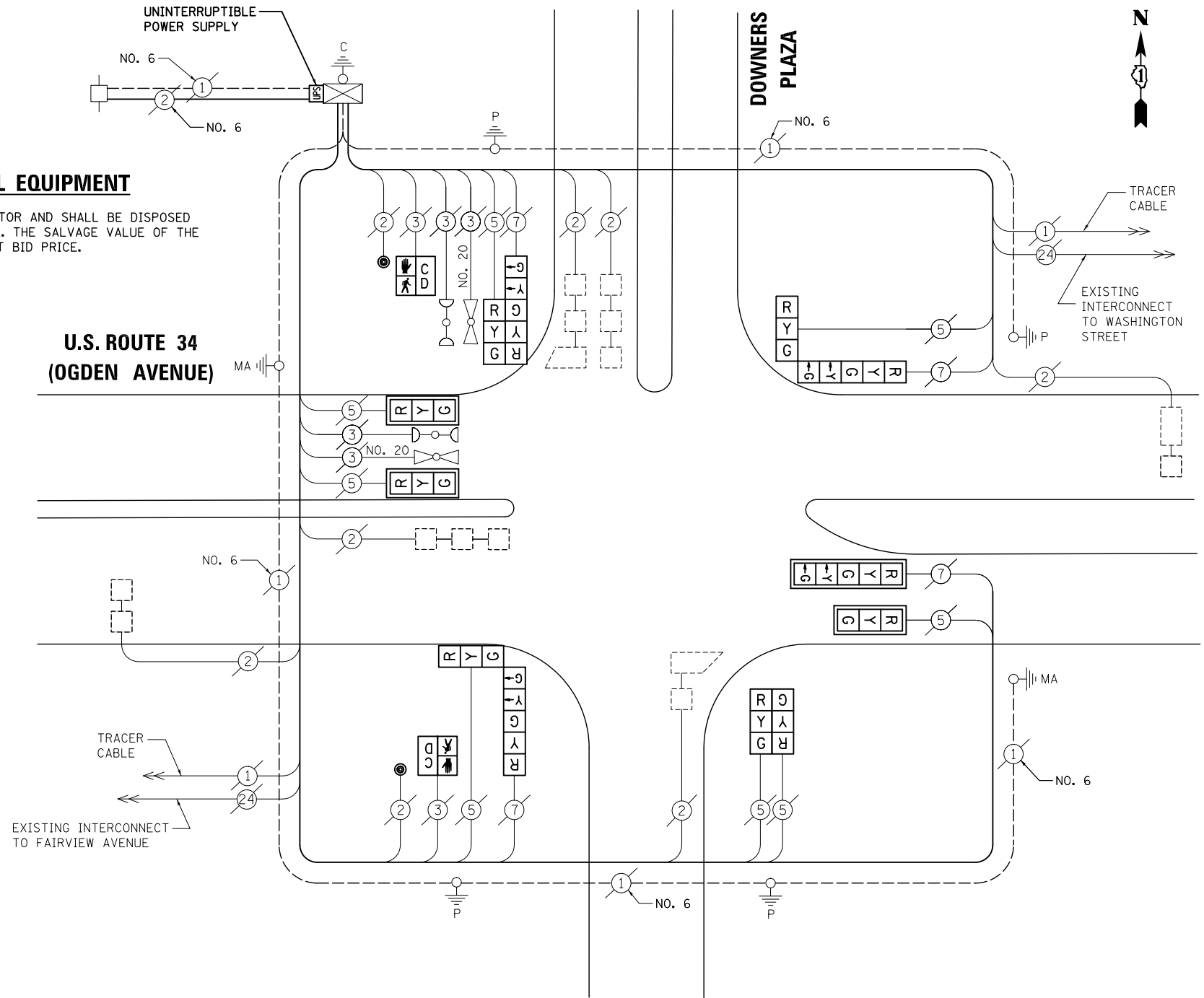
**EMERGENCY VEHICLE PREEMPTION SEQUENCE**

I.D.O.T TRAFFIC SIGNAL INSTALLATION ELECTRICAL SERVICE REQUIREMENTS					
TYPE	NO. LAMPS	WATTAGE INCAND. LED	%OPERATION	TOTAL WATTAGE	
SIGNAL (RED)	12	135 17	0.50	102	
(YELLOW)	12	135 25	0.25	75	
(GREEN)	12	135 15	0.25	45	
ARROW	8	135 12	0.10	9.6	
PED. SIGNAL	2	90 25	1.00	50	
CONTROLLER	1	100 100	1.00	100	
ILLUM. SIGN		84	0.05		
FLASHER		135 25	0.50		
ENERGY COSTS TO: ILLINOIS DEPARTMENT OF TRANSPORTATION 201 WEST CENTER COURT SCHAUMBURG, IL 60196-1096				TOTAL =	<b>381.6</b>
ENERGY SUPPLY CONTACT: X					
PHONE: X					
COMPANY: X					
FILE NAME = MICROST\352105\ 42-21830.DGN	USER NAME = JGC	DESIGNED - BPT	REVISED -		
		DRAWN - JGC/RDS	REVISED -		
	PLOT SCALE = NOT TO SCALE	CHECKED - BPT	REVISED -		
	PLOT DATE = X	DATE - 03-22-13	REVISED -		

**REMOVAL OF EXISTING TRAFFIC SIGNAL EQUIPMENT**

THE FOLLOWING ITEMS SHALL BE REMOVED BY THE CONTRACTOR AND SHALL BE DISPOSED OF BY THEM OUTSIDE THE RIGHT-OF-WAY AT THEIR EXPENSE. THE SALVAGE VALUE OF THE REMOVED EQUIPMENT SHALL BE REFLECTED IN THE CONTRACT BID PRICE.

- 2 EACH PEDESTRIAN SIGNAL HEAD
- 2 EACH PEDESTRIAN PUSH-BUTTON



**SCHEDULE OF QUANTITIES**

ITEM	UNIT	QUANTITY
MAINTENANCE OF EXISTING TRAFFIC SIGNAL INSTALLATION	EACH	1
PEDESTRIAN SIGNAL HEAD, LED, 1-FACE, BRACKET MOUNTED WITH COUNTDOWN TIMER	EACH	2
PEDESTRIAN PUSH-BUTTON	EACH	2
MODIFY EXISTING CONTROLLER CABINET	EACH	1
REMOVE EXISTING TRAFFIC SIGNAL EQUIPMENT	EACH	1
UNINTERRUPTABLE POWER SUPPLY, SPECIAL	EACH	1
SIGNAL HEAD, LED, 2-FACE, 1-3 SECTION, 1-5 SECTION, BRACKET MOUNTED, RETROFIT	EACH	3
SIGNAL HEAD, LED, 1-FACE, 3-SECTION, MAST ARM MOUNTED, RETROFIT	EACH	3
SIGNAL HEAD, LED, 1-FACE, 5-SECTION, MAST ARM MOUNTED, RETROFIT	EACH	1
SIGNAL HEAD, LED, 2-FACE, 3-SECTION, BRACKET MOUNTED, RETROFIT	EACH	1

**RETROFIT ALL VEHICULAR SIGNAL HEADS TO L.E.D.**

NOTE:  
THE TRAFFIC SIGNAL CONTROL EQUIPMENT FOR THIS PROJECT SHALL BE "ECONOLITE" TO MATCH THE EXISTING ADJACENT SYSTEM.

TS# 21830  
DOWNERS GROVE

PREPARED BY:  
**CEMCON, Ltd.**  
Consulting Engineers, Land Surveyors & Planners  
2280 White Oak Circle, Suite 100  
Aurora, Illinois 60504-9675  
Ph: 630.862.2100 Fax: 630.862.2199  
E-Mail: cadd@cemcon.com Website: www.cemcon.com

STATE OF ILLINOIS  
DEPARTMENT OF TRANSPORTATION

SCHEDULE OF QUANTITIES, CABLE PLAN,  
PHASE DESIGNATION DIAGRAM AND EMERGENCY VEHICLE PREEMPTION  
U.S. ROUTE 34 (OGDEN AVENUE) AT DOWNERS PLAZA

SCALE: N.T.S. SHEET NO. OF SHEETS STA. TO STA.

F.A.P. RTE.	SECTION	COUNTY	TOTAL SHEETS	SHEET NO.
VAR.	2012-084TS	DU PAGE	89	56
			CONTRACT NO. 60W02	
FED. ROAD DIST. NO. ILLINOIS FED. AID PROJECT				