


NORTH AND SOUTH JOINTS
SN 049-0022
BILL OF MATERIALS

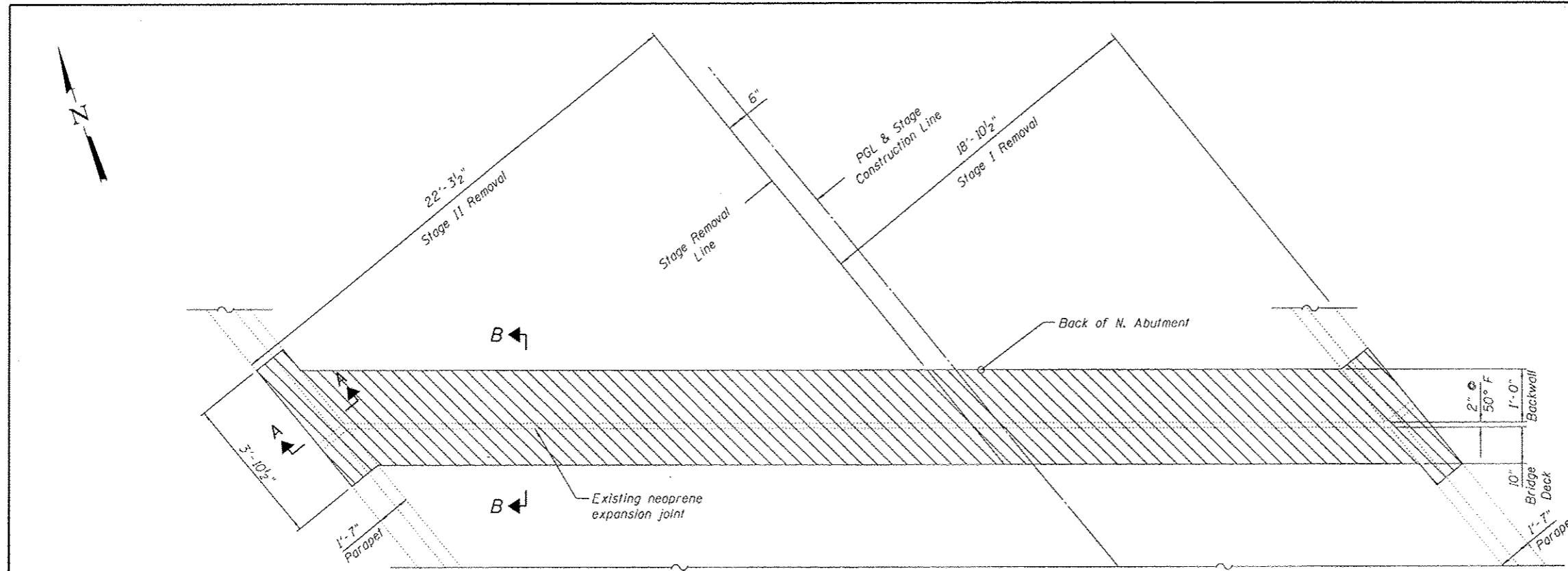
Bar	No.	Size	Length	Shape
* d(E)	4	#5	28'-4"	———
* a ₁ (E)	4	#6	28'-4"	———
a ₂ (E)	4	#6	4'-9"	———
a ₃ (E)	4	#6	6'-2"	———
* a ₁₀ (E)	4	#5	22'-8"	———
* a ₁₁ (E)	4	#6	22'-8"	———
d(E)	16	#5	3'-11"	———
Concrete Removal		Cu. Yd.	5.2	
Concrete Superstructure		Cu. Yd.	5.2	
Reinforcement Bars, Epoxy Coated		Pound	660	

* See Note 3

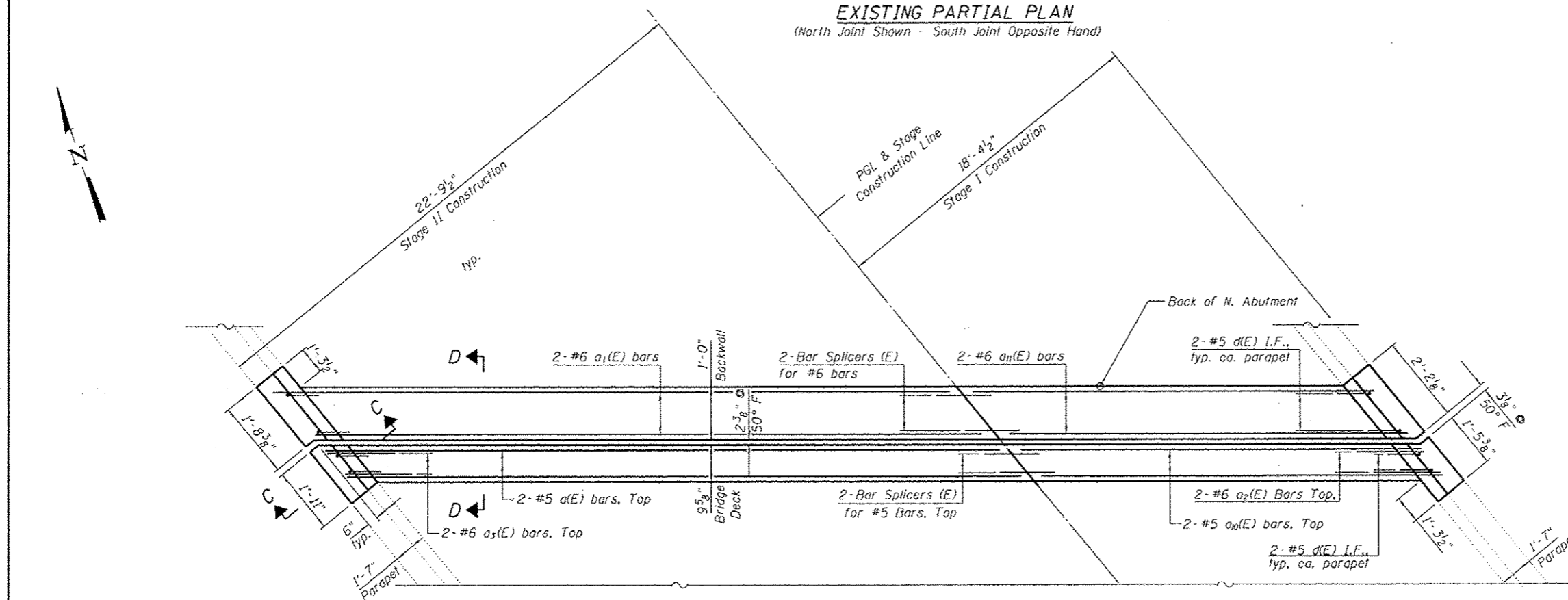
 Indicates Concrete Removal

Notes:

1. Work this sheet with Sheets S6 and S9.
2. I.F. Denotes Inside Face.
O.F. Denotes Outside Face.
3. Rebar lengths denoted with an asterisk are based on shoulder and lane widths detailed on existing plans. Contractor shall verify the shoulder and lane widths prior to ordering materials and adjust rebar lengths accordingly. Cost of this work shall be included in the pay item for "Reinforcement Bars, Epoxy Coated".



EXISTING PARTIAL PLAN
 (North Joint Shown - South Joint Opposite Hand)



PROPOSED PARTIAL PLAN
 (North Joint Shown - South Joint Opposite Hand)

