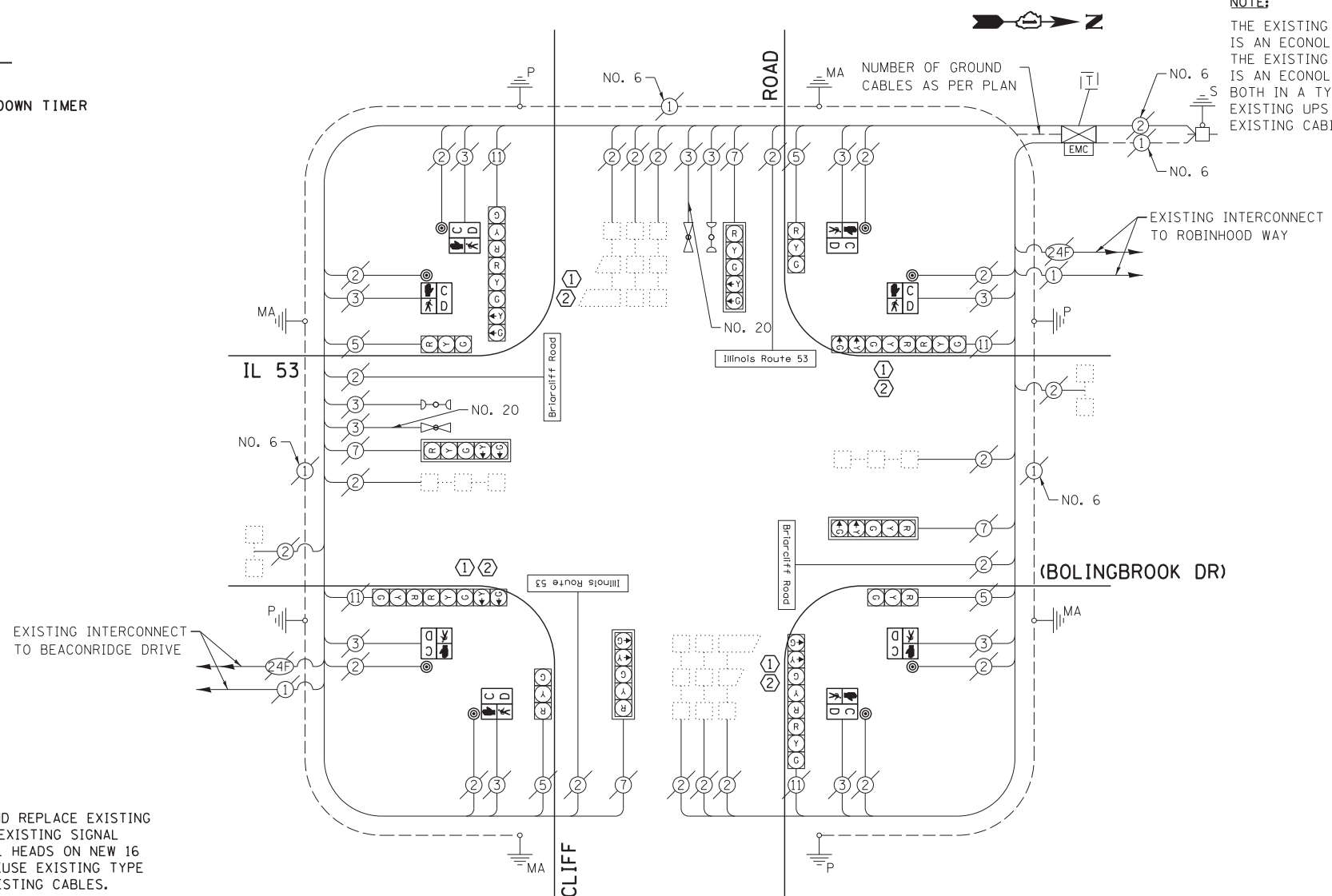


SCHEDULE OF QUANTITIES
IL 53 (BOLINGBROOK DR) AT BRIARCLIFF ROAD

NO.	QUANT.	UNIT	DESCRIPTION
1.	1	EACH	MAINTENANCE OF EXISTING TRAFFIC SIGNAL INSTALLATION
2.	4	EACH	TRAFFIC SIGNAL POST, GALVANIZED STEEL 16 FT.
3.	8	EACH	PEDESTRIAN SIGNAL HEAD, LED, 1-FACE, BRACKET MOUNTED WITH COUNTDOWN TIMER
4.	8	EACH	PEDESTRIAN PUSH-BUTTON
5.	8	EACH	RELOCATE EXISTING SIGNAL HEAD
6.	1	EACH	REMOVE EXISTING TRAFFIC SIGNAL EQUIPMENT

NOTE:
THE EXISTING LOCAL CONTROLLER IS AN ECONOLITE ASC/2S-1000 AND THE EXISTING MASTER CONTROLLER IS AN ECONOLITE ASC/2M-1000, BOTH IN A TYPE V CABINET. EXISTING UPS UNIT LOCATED IN EXISTING CABINET.



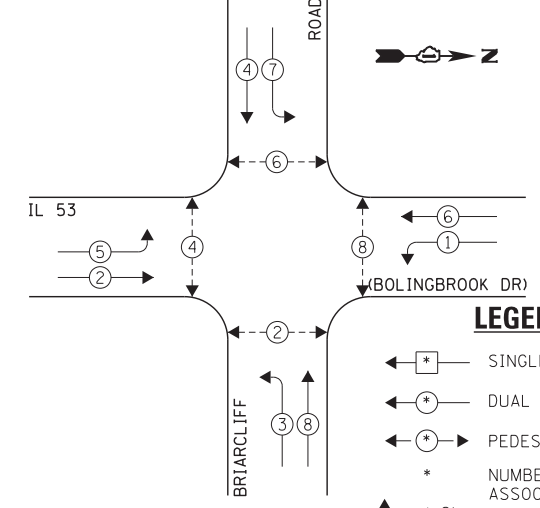
CABLE PLAN

- CONSTRUCTION NOTE:**
- REMOVE EXISTING SIGNAL HEADS AND REPLACE EXISTING 16 FOOT PAINTED POST. INSTALL EXISTING SIGNAL HEADS AND NEW PEDESTRIAN SIGNAL HEADS ON NEW 16 FOOT GALVANIZED STEEL POST. REUSE EXISTING TYPE "A" CONCRETE FOUNDATION AND EXISTING CABLES.
 - AT LOCATIONS ON THE PLANS WHERE TRAFFIC SIGNAL POST REMOVAL AND NEW TRAFFIC SIGNAL POST INSTALLATIONS ARE SPECIFIED, THE CONTRACTOR SHALL INSPECT THE EXISTING POST FOUNDATIONS. PRIOR TO REMOVING THE EXISTING TRAFFIC SIGNAL POST TO BE REPLACED, THE CONTRACTOR SHALL VERIFY THAT THE EXISTING CONDITION OF THE ANCHOR BOLT IS ACCEPTABLE. IF THE EXISTING ANCHOR BOLT CONDITION IS NOT ACCEPTABLE, THE EXISTING TRAFFIC SIGNAL POST SHALL REMAIN IN PLACE AND NOT BE REMOVED AFTER THE CONTRACTOR HAS VERIFIED THE CONDITION OF THE ANCHOR BOLT WITH THE ENGINEER. THE CONTRACTOR SHALL BE PAID FOR THE NUMBER OF TRAFFIC SIGNAL POSTS INSTALLED AND NO OTHER COMPENSATION WILL BE PROVIDED.

THE FOLLOWING ITEMS SHALL BE REMOVED BY THE CONTRACTOR AND SHALL BE DISPOSED OF BY THEM OUTSIDE THE RIGHT-OF-WAY AT THEIR EXPENSE. THE SALVAGE VALUE OF THE REMOVED EQUIPMENT SHALL BE REFLECTED IN THE CONTRACT BID PRICE.

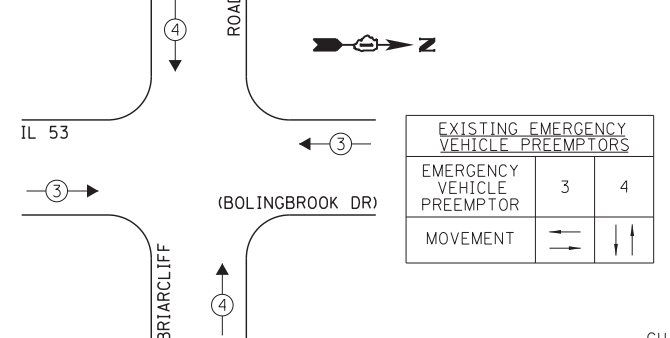
- 8 EACH PEDESTRIAN SIGNAL HEAD
- 8 EACH PEDESTRIAN PUSH-BUTTON
- 4 EACH TRAFFIC SIGNAL POST

EXISTING CONTROLLER SEQUENCE



EXISTING PHASE DESIGNATION DIAGRAM

EXISTING EMERGENCY VEHICLE PREEMPTION SEQUENCE



LEGEND:

- ← * → SINGLE ENTRY PHASE
- ← * DUAL ENTRY PHASE
- ← * → PEDESTRIAN PHASE
- * NUMBER REFERS TO ASSOCIATED PHASE
- ← * → OL OVERLAP

EXISTING EMERGENCY VEHICLE PREEMPTORS	
EMERGENCY VEHICLE PREEMPTOR	3 4
MOVEMENT	← → ↑ ↓

I.D.O.T. TRAFFIC SIGNAL INSTALLATION ELECTRICAL SERVICE REQUIREMENTS					TOTAL WATTAGE
TYPE	NO. LAMPS	WATTAGE		OPERATION	
		INCAND.	L.E.D.		
SIGNAL (RED)	14	135	17	0.50	119.0
SIGNAL (YELLOW)	14	135	25	0.25	87.5
SIGNAL (GREEN)	14	135	15	0.25	52.5
ARROW	16	135	12	0.10	19.2
PED. SIGNAL	8	90	25	1.00	200.0
CONTROLLER	1	-	100	1.00	100.0
LUMINAIRE	-	-	250	0.50	-
L.E.D. ST. NAME SIGN	-	-	64	0.50	-
VIDEO SYSTEM	-	-	150	1.00	-
BATTERY BACKUP	1	-	25	1.00	25.0
ILLUMINATED SIGN	-	-	25	0.05	-
TOTAL =					603.2

ENERGY COSTS - BILLED TO: IL DEPT. OF TRANSPORTATION
(ADDRESS) 201 W. CENTER COURT
(ADDRESS) SCHALMBURG, IL 60196-1096
ENERGY SUPPLY - CONTACT: IL YAS MOHIUDDIN
PHONE: 708-235-2692
COMPANY: COMED - BOLINGBROOK

THE TRAFFIC SIGNAL CONTROL EQUIPMENT FOR THIS PROJECT SHALL BE "ECONOLITE" TO MATCH THE EXISTING ADJACENT SYSTEM.

FILE NAME = 60W21-014-IL53(Bolingbrook Dr)@Briarcliff	USER NAME = gwhitten	DESIGNED - JRD	REVISED -
	Rd.dgn	DRAWN - GW3	REVISED -
	PLOT SCALE = 1:20	CHECKED - KLB	REVISED -
	PLOT DATE = 3/28/2013	DATE - 03-28-13	REVISED -

STATE OF ILLINOIS
DEPARTMENT OF TRANSPORTATION

SCHEDULE OF QUANTITIES, CABLE PLAN, PHASE DESIGNATION DIAGRAM, & EMERGENCY VEHICLE PREEMPTION SEQUENCE
IL 53 (BOLINGBROOK DR) AT BRIARCLIFF ROAD

SCALE: SHEET OF SHEETS STA. TO STA.

F.A. RTE.	SECTION	COUNTY	TOTAL SHEETS	SHEET NO.
VAR	2013-003-I	WILL	89	14
CONTRACT NO. 60W21				
ILLINOIS FED. AID PROJECT				