

**SCHEDULE OF QUANTITIES**  
U. S. 30 (WESTERN AV) AT HICKORY STREET

NO. QUANT.	UNIT
1.	EACH MAINTENANCE OF EXISTING TRAFFIC SIGNAL INSTALLATION
2.	EACH TRAFFIC SIGNAL POST, GALVANIZED STEEL 10 FT.
3.	EACH TRAFFIC SIGNAL POST, GALVANIZED STEEL 14 FT.
4.	EACH RELOCATE EXISTING SIGNAL HEAD
5.	EACH RELOCATE EXISTING PEDESTRIAN SIGNAL HEAD
6.	EACH RELOCATE EXISTING PEDESTRIAN PUSH-BUTTON
7.	EACH REMOVE EXISTING TRAFFIC SIGNAL EQUIPMENT
8.	EACH UNINTERRUPTIBLE POWER SUPPLY, GROUND MOUNTED

**NOTE:**  
THE EXISTING CONTROLLER IS AN ECONOLITE ASC/25-1000 IN A TYPE III CABINET.

**CONSTRUCTION NOTE:**

- ① REMOVE EXISTING PEDESTRIAN SIGNAL HEADS AND REPLACE EXISTING 10 FOOT PAINTED POST. INSTALL EXISTING PEDESTRIAN SIGNAL HEADS ON NEW 10 FOOT GALVANIZED STEEL POST. REUSE EXISTING TYPE "A" CONCRETE FOUNDATION AND EXISTING CABLES.
- ② REMOVE EXISTING SIGNAL HEADS AND PEDESTRIAN SIGNAL HEADS AND REPLACE EXISTING 14 FOOT PAINTED POST. INSTALL EXISTING SIGNAL HEADS AND EXISTING PEDESTRIAN SIGNAL HEADS ON NEW 14 FOOT GALVANIZED STEEL POST. REUSE EXISTING TYPE "A" CONCRETE FOUNDATION AND EXISTING CABLES.
- ③ AT LOCATIONS ON THE PLANS WHERE TRAFFIC SIGNAL POST REMOVAL AND NEW TRAFFIC SIGNAL POST INSTALLATIONS ARE SPECIFIED, THE CONTRACTOR SHALL INSPECT THE EXISTING POST FOUNDATIONS. PRIOR TO REMOVING THE EXISTING TRAFFIC SIGNAL POST TO BE REPLACED, THE CONTRACTOR SHALL VERIFY THAT THE EXISTING CONDITION OF THE ANCHOR BOLT IS ACCEPTABLE. IF THE EXISTING ANCHOR BOLT CONDITION IS NOT ACCEPTABLE, THE EXISTING TRAFFIC SIGNAL POST SHALL REMAIN IN PLACE AND NOT BE REMOVED AFTER THE CONTRACTOR HAS VERIFIED THE CONDITION OF THE ANCHOR BOLT WITH THE ENGINEER. THE CONTRACTOR SHALL BE PAID FOR THE NUMBER OF TRAFFIC SIGNAL POSTS INSTALLED AND NO OTHER COMPENSATION WILL BE PROVIDED.

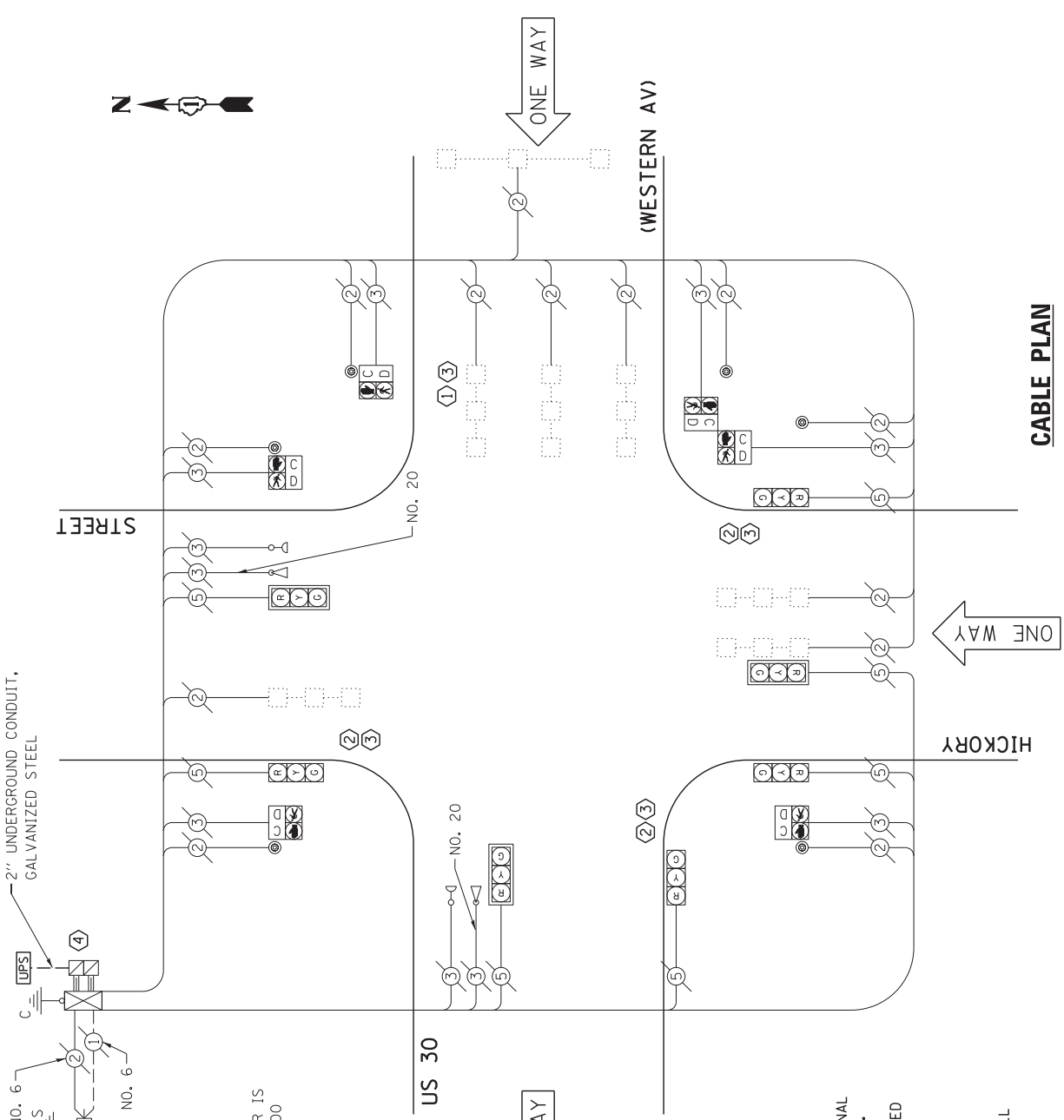
THE FOLLOWING ITEMS SHALL BE REMOVED BY THE CONTRACTOR AND SHALL BE DISPOSED OF BY THEM OUTSIDE THE RIGHT-OF-WAY AT THEIR EXPENSE. THE SALVAGE VALUE OF THE REMOVED EQUIPMENT SHALL BE REFLECTED IN THE CONTRACT BID PRICE.

4 EACH TRAFFIC SIGNAL POST

I.D.O.T. INSTALLATION ELECTRICAL SERVICE REQUIREMENTS		TOTAL WATTAGE
TYPE	NO. LAMPS INCAND. L.E.D.	OPERATION
SIGNAL (RED)	7	135 17
SIGNAL (YELLOW)	7	135 25
SIGNAL (GREEN)	7	135 15
ARROW	-	135 12
PED. SIGNAL	6	90 25
CONTROLLER	1	100 1.00
LUMINAIRE	-	250 0.50
L.E.D. ST. NAME SIGN	-	64 0.50
VIDEO SYSTEM	1	150 1.00
BATTERY BACKUP	1	25 1.00
ILLUMINATED SIGN	-	25 0.05
TOTAL =		404.5

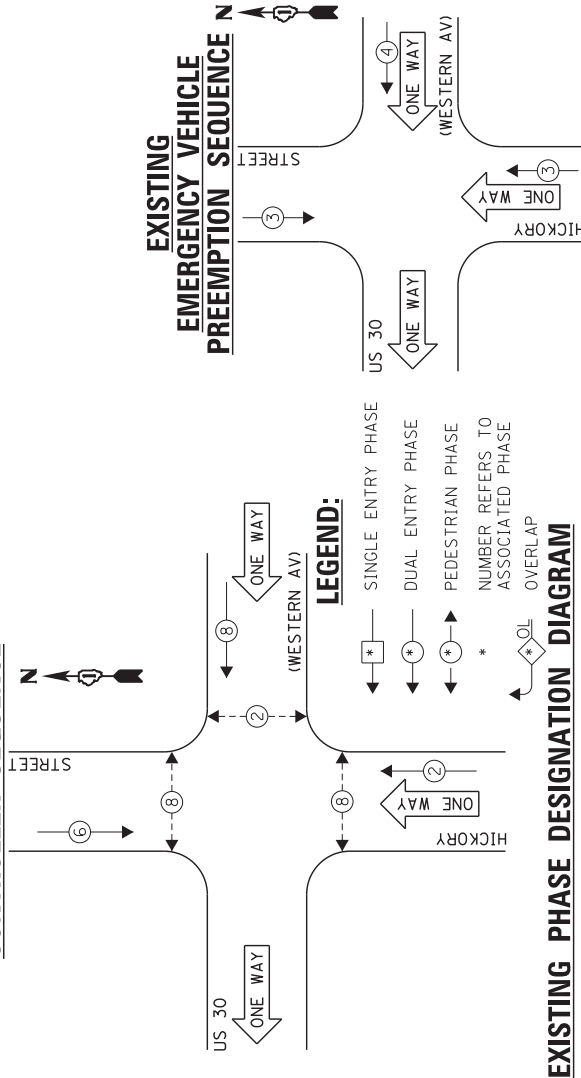
ENERGY COSTS - BILLED TO: IL DEPT. OF TRANSPORTATION (ADDRESS) 201 W. CENTER COURT (ADDRESS) SCHALMIBURG, IL 60196-1096  
ENERGY SUPPLY - CONTACT: TIM COSLET  
PHONE: 815-724-5010  
COMPANY: COMED - JULIET

FILE NAME = USER NAME = gwhitten  
60W21-064-Western Ave@hickory St.dgn  
DRAWN - GW3  
CHECKED - KLB  
DATE - 03-28-13  
PLOT SCALE = 1:20  
PLOT DATE = 3/29/2013



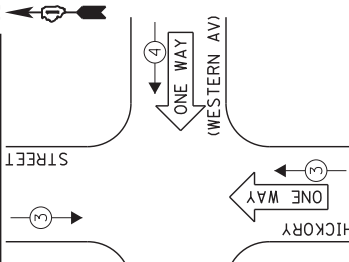
**CABLE PLAN**

**EXISTING CONTROLLER SEQUENCE**



**EXISTING PHASE DESIGNATION DIAGRAM**

**EXISTING VEHICLE PREEMPTION SEQUENCE**



EXISTING EMERGENCY VEHICLE PREEMPTIONS	
EMERGENCY VEHICLE PREEMPTOR	3
MOVEMENT	4