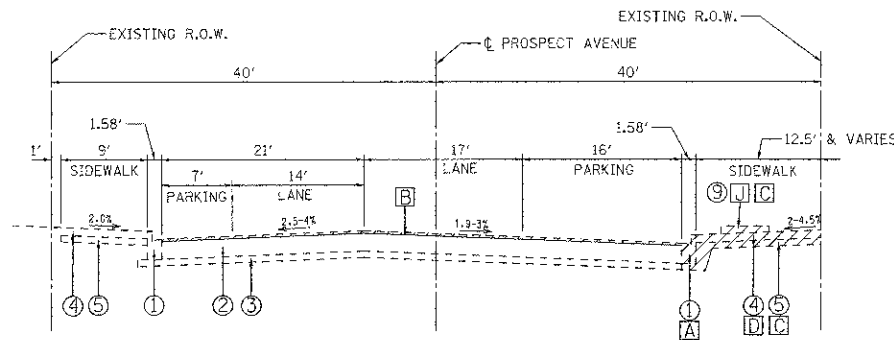


HOT-MIX ASPHALT (HMA) MIXTURE REQUIREMENTS

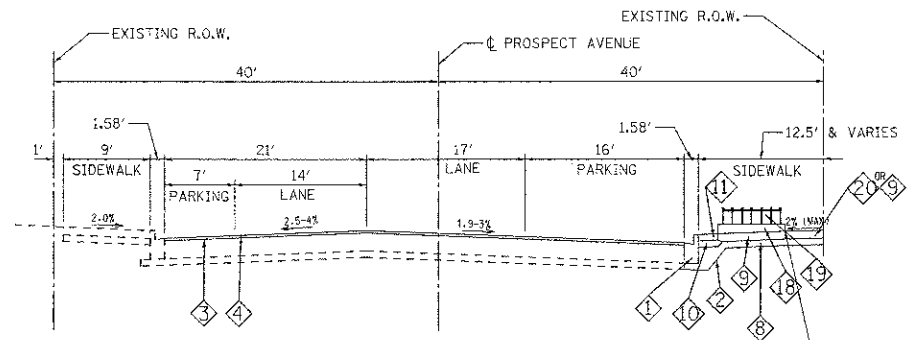
MIXTURE TYPE	PERCENT AIR VOIDS @ N _m	LIFT THICKNESS
PAVEMENT RESURFACING HMA SURFACE COURSE MIX "D" N50, (IL9.5 MM)	4% @ 50 GYR	2"
SUMMIT AVE. PARKING HMA SURFACE COURSE MIX "D" N50, (IL9.5 MM)	4% @ 50 GYR	1 1/2"
HMA BINDER COURSE, IL 19.0MM, N50	4% @ 50 GYR	2 1/4"
TEMPORARY RAMP HMA BINDER COURSE, IL 19.0MM, N50	4% @ 50 GYR	2" (MAX)

THE UNIT WEIGHT USED TO CALCULATE ALL HMA MIXTURE QUANTITIES IS 112 LBS/SQ YD./IN. THE "AC TYPE SHALL "PG64-22" UNLESS MODIFIED BY DISTRICT ONE SPECIAL PROVISION. FOR "PERCENT OF RAP" SEE DISTRICT ONE SPECIAL PROVISIONS.



**EXISTING TYPICAL SECTION
PROSPECT AVENUE
STA 100+68.42 TO STA 104+31.72**

SCALE
1" = 10' HORIZ.
1" = 5' VERT.



**PROPOSED TYPICAL SECTION
PROSPECT AVENUE
STA 100+68.42 TO STA 104+31.72**

SCALE
1" = 10' HORIZ.
1" = 5' VERT.

EXISTING ITEMS

- ① EXISTING CONCRETE CURB AND GUTTER, TYPE B6.12
- ② EXISTING ASPHALT PAVEMENT
- ③ EXISTING SUB-BASE GRANULAR MATERIAL
- ④ EXISTING P.C.C. SIDEWALK (+/-5")
- ⑤ EXISTING SIDEWALK SUB-BASE GRANULAR MATERIAL
- ⑥ EXISTING CONCRETE RETAINING WALL
- ⑨ EXISTING PLANTER

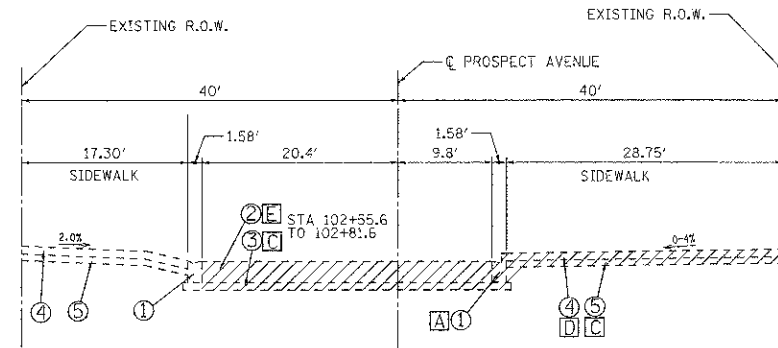
REMOVAL PAY ITEMS (PAY ITEM #)

- A COMBINATION CURB AND GUTTER REMOVAL (44000500)
- B HOT MIX ASPHALT (HMA) SURFACE REMOVAL (2") (44000157)
- C EXCAVATION - SUB-BASE/PLANTER REMOVAL (20200100)
- D SIDEWALK REMOVAL (44000600)
- E PAVEMENT REMOVAL (44000100)
- I CONCRETE RETAINING WALL REMOVAL (Z0075498)
- J CURB REMOVAL (44000300)

PROPOSED ITEMS (PAY ITEM #)

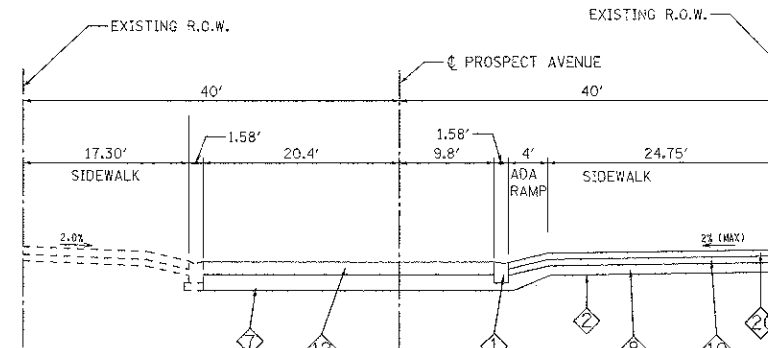
- ① COMBINATION CONCRETE CURB AND GUTTER B6.12 MODIFIED, (60604100)
- * ② FILTER FABRIC ,(28200200)
- ③ PRIME COAT, (40600100,40600300)
- ④ PROPOSED HOT-MIX ASPHALT SURFACE COURSE, MIX "D" N50-2", (40603335)
- ⑤ AGGREGATE BASE COURSE, TYPE B, 10" ,(35102200)
- * ⑥ AGGREGATE BASE COURSE, TYPE B, 6" ,(35101800)
- * ⑦ PCC SIDEWALK 5", SPECIAL, (X4240430)
- * ⑧ REINFORCED CONCRETE SLAB, 4" ,(X0325942)
- * ⑨ BRICK PAVER ,(X054000)
- * ⑩ PCC PAVEMENT 8", SPECIAL ,(X4200408)
- * ⑪ TREE GRATE WITH CONCRETE BANDING ,(X0539800)
- * ⑫ PLANTER CURB ,(XX005735)
- * ⑬ PLANTER FENCE, SPECIAL ,(XX006736)
- * ⑭ CONCRETE PAVER SIDEWALK ,(LR4300050)
- * ⑮ CONCRETE PLANTER WALL WITH BRICK VENEER
- * ⑯ TOP SOIL FURNISH AND PLACE, 24" ,(21101685)

* SEE LANDSCAPE PLANS FOR DETAILS



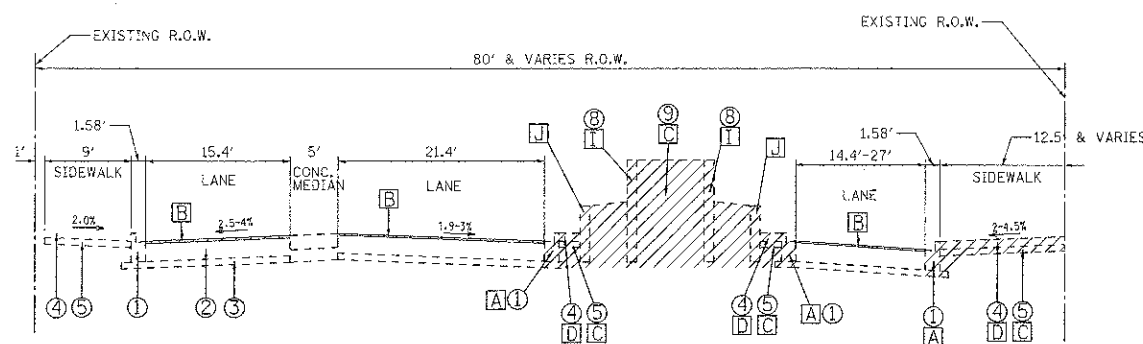
**EXISTING TYPICAL SECTION
PROSPECT AVENUE
STA 102+49.10 TO STA 102+88**

SCALE
1" = 10' HORIZ.
1" = 5' VERT.



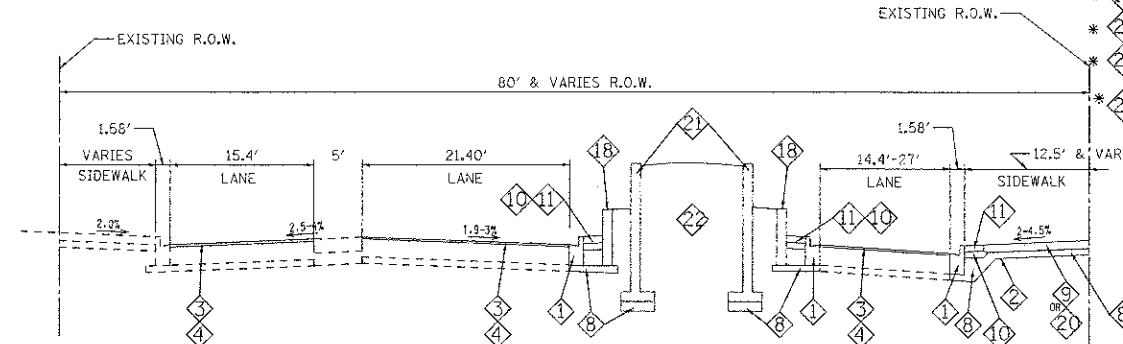
**PROPOSED TYPICAL SECTION
PROSPECT AVENUE
STA 102+49.10 TO STA 102+88**

SCALE
1" = 10' HORIZ.
1" = 5' VERT.



**EXISTING TYPICAL SECTION
PROSPECT AVENUE
STA 105+18.3 TO STA 105+73**

SCALE
1" = 10' HORIZ.
1" = 5' VERT.



**PROPOSED TYPICAL SECTION
PROSPECT AVENUE
STA 105+18.3 TO STA 105+73**

SCALE
1" = 10' HORIZ.
1" = 5' VERT.